CITY OF WINDCREST

AMENDED AGENDA
DEPARTMENT HEAD REPORTS @ 5 P.M.
CITY COUNCIL MEETING @ 6 P.M.
March 21, 2022

CITY COUNCIL CHAMBERS @ 8601 MIDCROWN **DHR @ 5 P.M. & CCM @ 6 P.M.**

NOTICE IS HEREBY GIVEN THAT A CITY OF WINDCREST CITY COUNCIL MEETING WILL BE HELD AT WINDCREST CITY HALL LOCATED AT 8601 MIDCROWN, WINDCREST, TEXAS ON THE 21st DAY OF MARCH, 2022, STARTING AT 6:00 P.M. DEPARTMENT HEAD REPORTS WILL BE HEARD AT 5:00 P.M.

THE CITY COUNCIL RESERVES THE OPTION TO RECESS THE MEETING DURING THE EVENING OF MARCH 21, 2022 AND TO RECONVENE THE MEETING ON THE FOLLOWING DAY, MARCH 22, 2022 AT 9:00 A.M. AT THE WINDCREST CITY HALL, 8601 MIDCROWN, WINDCREST, TEXAS.

NOTICE OF ASSISTANCE AT THE PUBLIC MEETING

The City of Windcrest Council Chambers are wheelchair accessible, and accessible parking spaces are available. In compliance with Americans with Disabilities Act, the City of Windcrest will provide reasonable accommodations for persons attending the meeting. To better serve you, requests should be received 48 hours prior to the meeting. Please contact the City Secretary's Office, at 210-655-0022 ext. 2150 or Fax 210-655-8776, or 711 Texas Relay.

I. CALL TO ORDER

II. ROLL CALL

III. PLEDGE OF ALLEGIANCE AND INVOCATION

IV. MONTHLY DEPARTMENT HEAD REPORTS FOR MONTH ENDING FEBRUARY FOR FY 2021/2022

a) Briefing and discussion on the monthly Fire Department reports for the month of February, to include Summary of Calls along with response times for the City, County, and Annex area. [Robert W, Fire Chief]

b) Briefing and discussion on the monthly Windcrest Volunteer Fire Association financial report for the month of February. [Terrill Woodley, President]

c) Briefing and discussion on the monthly Police Department reports including Code Enforcement and Animal Control reports for the month of February. [Darrell Volz, Chief of Police]

d) Briefing and discussion on the monthly Municipal Court report for the month of February. [Claudia Carrera, Municipal Assistant Court Administrator]

e) Briefing and discussion on the monthly Public Works reports for the month of February. [Chris Gamboa, Interim Director of Public Works]

f) Briefing and discussion on the monthly City of Windcrest Economic Development Corporation report for the month of February. [Jennifer Newman, President of Windcrest Economic Development Corporation]

g) Briefing and discussion on the monthly Office of the City Secretary reports for the month of February. [Rachel C. Dominguez, City Secretary]

h) Briefing and discussion on Civic Center, past and upcoming special events. [Elizabeth Dick, Civic Center and Special Events Specialist]

V. CITIZENS TO BE HEARD

- Citizens may address the City Council on topics not on the agenda for no more than three (3) minutes.
- Citizens shall also have the opportunity to address the City Council during consideration of posted agenda items for no more than six (6) minutes.
- A City Official may make a statement of specific factual information in response to an inquiry made by a member of the public, or a recitation of existing policy in response to an inquiry made by a member of the public.

THE FOLLOWING ITEMS MAY BE CONSIDERED AT ANY TIME DURING THE REGULAR COUNCIL MEETING:

VI. FINANCIALS

a) Presentation, discussion, and acceptance of the unaudited monthly financial report for the month ending January 31, 2022 (FY21/22). [Rafael Castillo, Jr., City Manager]

b) Presentation, discussion and acceptance of the unaudited monthly financial report for the month ending February 28, 2022. [Rafael Castillo, Jr, City Manager]

VII. PRESENTATION

a) City Council will receive a presentation from Interim Fire Chief Robert Weidenbach on emergency vehicle alley access in the 200 – 400 block of Fenwick.

b) City Council will receive a presentation from David Hook, Parks and Recreation Commission Chairman on the proposed relocation of the butterfly garden and establishment at Takas Park.

VIII. CONSENT AGENDA

a) City Council will review, discuss, and take action on Ordinance 2022-003(O), an ordinance amending the FY 21/22 Windcrest Crime Control and Prevention District Budget. [Rafael Castillo, Jr., City Manager]

b) City Council will review, discuss, and take action on Ordinance 2022-004(O), an ordinance amending the FY 21/22 City of Windcrest Budget. [Rafael Castillo, Jr., City Manager]

c) City Council will review, discuss, and take action on Ordinance 2022-005(O), an ordinance authorizing the allocation of reimbursements from the American Rescue Plan Act Coronavirus Local Fiscal Recovery Funds. [Rafael Castillo, Jr., City Manager]

d) City Council will review, discuss, and take action on Ordinance 2022-006(O), an ordinance closing General Fund Accounts: Fund 11 – Roosevelt Scholarship; Fund 22 – 2019 Series B. [Rafael Castillo, Jr., City Manager]

e) City Council will review, discuss, and take action on Ordinance 2022-007(O), an ordinance amending the pay scale to include 4% COLA. [Rafael Castillo, Jr., City Manager]

f) City Council will review, discuss, and take action on Ordinance 2022-008(O), an ordinance amending Chapter 2, Article III – Ethics. [Rafael Castillo, Jr., City Manager]

IX. ORDINANCE

a) City Council will review, discuss, and take action on Ordinance 2022-009(O), an ordinance designating a senior judge position by amending Chapter 20 Municipal Court of Record by adding Section 20-6 Judicial Positions. [Joan Pedrotti, Mayor Pro Tem] 1st Reading

X. DISCUSSION AND ACTION

a) City Council will discuss and may act on the proposed relocation of the butterfly garden and establishment at Takas Park. [Wes Manning, City Council Member Place 1]

b) City Council will discuss and may act on a recommendation from Interim Fire Chief Robert Weidenbach on emergency vehicle alley access in the 200 – 400 block of Fenwick. [Rafael Castillo, Jr.]

c) City Council will discuss and may act on a recommendation from Police Chief Volz for the disposal of the old Windcrest Communication radios. [Rafael Castillo, Jr., City Manager]

d) City Council will review, discuss, and may act on the purchase of a replacement vehicle for Municipal Court (Warrant Officer vehicle). [Rafael Castillo, Jr., City Manager]

e) City Council will discuss and may act on a recommendation to change department head monthly reporting to City Council to reporting quarterly. [Wes Manning, City Council Member Place 1]

f) City Council will review, discuss, and may act on recommended amendments to the parliamentary procedures regarding agenda item submission deadlines, Ordinance 2019-629(R). [Rafael Castillo, Jr., City Manager]

g) City Council will review, discuss, and may act on a proposal from GrantWorks for grant writing and administration for the City. [Rafael Castillo, Jr, City Manager]

XI. EXECUTIVE SESSION

The City Council will convene in closed session to discuss the following matters:

a) Pursuant to Texas Government Code §551.074 (personnel matters)
   i. City Manager Contract

XII. CITY MANAGERS REPORT

MAR 18 '22 12:37

XIII. GENERAL ANNOUNCEMENTS & FUTURE AGENDA ITEMS REQUESTED

Per Ordinance No. 618, repealing Ordinance No. 593; Section 9: Every agenda shall include an item entry granting a member the opportunity to propose an item for consideration of future agendas for Regular or Special Meetings. Any member may request the inclusion of such items at any meeting.

XIV. ADJOURNMENT

DECORUM REQUIRED: *Any disruptive behavior, including shouting or derogatory statements or comments may be ruled out of order by the Presiding Officer. Continuation of this type of behavior could result in a request by the Presiding Officer that the individual leave the meeting, and if refused, an order of removal.*

ACTION BY COUNCIL AUTHORIZED: *The City Council may vote and/or act upon any item within this Agenda. The Council reserves the right to retire into executive session concerning any of the items listed on this Agenda, pursuant to and in accordance with Texas Government Code § 551.072 (Deliberations about Real Property); § 551.073 (Deliberations about Gifts & Donations); § 551.076 (Deliberations about Security Devices); §551.087 (Economic Development); §551.074 (Personnel Matters) and, § 551.071to seek the advice of its attorney about pending or contemplated litigation, settlement offer or on a matter in which the duty of the attorney to the governmental body under the Texas Disciplinary Rules of Professional Conduct of the State Bar of Texas conflict with the Open Meetings Act and may invoke this right where the City Attorney, the Mayor or a majority of the Governing Body deems an executive session is necessary to allow privileged consultation between the City Attorney and the governing body, if considered necessary and legally justified under the Open Meetings Act. The attorney may appear in person, or appear in executive session by conference call in accordance with applicable state law.*

EXECUTIVE SESSIONS APPROVED BY CITY ATTORNEY: *This agenda has been reviewed and approved by the City's legal counsel and the presence of any subject in any Executive Session portion of the agenda constitutes a written interpretation of Texas Government Code Chapter 551 by legal counsel for the body and constitutes an opinion by the attorney that the items discussed therein may be legally discussed in the closed portion of the meeting considering available opinions of a court of record and opinions of the Texas Attorney General known to the attorney. This provision has been added to this agenda with the intent to meet all elements necessary to satisfy Texas Government Code Chapter 551.144(c) and the meeting is conducted by all participants in reliance on this opinion.*

ATTENDANCE BY OTHER ELECTED OR APPOINTED OFFICIALS:
It is anticipated that members of other city boards, commissions and committees may attend the meeting in numbers that may constitute a quorum of such other city boards, commissions and committees, so that notice is hereby given that the meeting is also a meeting of the other city boards, commissions and committees whose members are in attendance. The members of the other city boards, commissions and committees may participate in discussions which occur at the meeting, but no action will be taken by the other boards, commissions and committees whose members are in attendance.

I, the undersigned authority, do hereby certify that the above Notice of Meeting of the City Council of the City of Windcrest is a true and correct copy of said Notice and was posted on the bulletin board at City Hall of said City in a convenient place to the public and said Notice was posted more than seventy-two (72) hours prior to the meeting on March 21, 2022.

BY: Rachel C. Dominguez

Rachel C. Dominguez, City Secretary

Windcrest Fire Department

Monthly Report
For Feb 2022

EVENTS

- **Completed Quarterly meeting with Allegiance EMS**
- **Changed smoke detector batteries for residents**

Apparatus Status

- Engine 187 has an oil leak, (under warranty)
- Engine 187B is in Service
- Platform 187 is in service
- Brush 187 is in service (hose reel OOS)
- Squad 187 is in service
- Utility 187 is in service
- Chief 187 is in service
- AC 187 is in service
- FM 187 is in service

Current Projects

- Quick Trip working to get fire lanes repainted and signs posted
- Community outreach for CPR "No, No, GO"
- Working with Code Enforcement on unsafe homes
- Working with Fire Marshal, Code Enforcement on Red Tree Square and other safety concerns
- Applied for 3 Texas Forest Service Grants
  - Fire and Rescue Equipment- $ 20,000
  - Personal Protective Equipment (Bunker Gear)- $ 20,000
  - Training Aids- $10,000

Volunteer Hours

Name	Oct. 2021	Nov. 2021	Dec. 2021	Jan. 2022	Feb. 2022	Mar. 2022	Apr. 2022	May. 2022	June. 2022	July. 2022	Aug. 2022	Sept. 2022	Total
Engineer Martinez	135.9	120.5	138.06	93.48	96								583.94
FF J Arenas	142	40.1	199.6	238.86	70.94								691.5
FF W. Baumann	75.24	50.5	134.3	53.22	58.9								372.16
FF. A. Basen	42.9	41.4	43.45	15.45	45.68								188.88
FF. A Botello					78.12								78.12
FF Budzinski	78.4	53.5	46.42	94.9	74.52								347.74
FF Chavez	61.33	51.33	49.2	60.1	115								336.96
FF S. Compean	105	106.1	110.3	40.21	56.77								418.38
FF J. Gonzales	40	41.19	30.9	2.95	0								115.04
FF S. Lowe	41	41.12	0	0	0								82.12
FF Paris	82.63	109.98	256.92	239.08	80								768.61
FF A. Pena	41.33	17.63	72.08	30.9	8.67								170.61
FF Tannert	74.84	42.61	156.53	111.93	106.68								492.59
FF Telfer	43	43.48	95.32	78.45	81.34								341.59
FF A. Throne	62.75	Out	48.18	104.25	160								375.18
FF Ramirez	37.81	38.1	41.1	31.36	2.83								151.2
FF Rivas				35.32	47.59								82.91
Total	1159.48	872.44	1520.36	1230.46	1083.04	0	0	0	0	0	0	0	5865.78

Summary Calls 2022

	JAN	FEB	MAR	APR	MAY	JUN	JUL	AUG	SEP	OCT	NOV	DEC
Fire	56	55										
EMS	74	81										

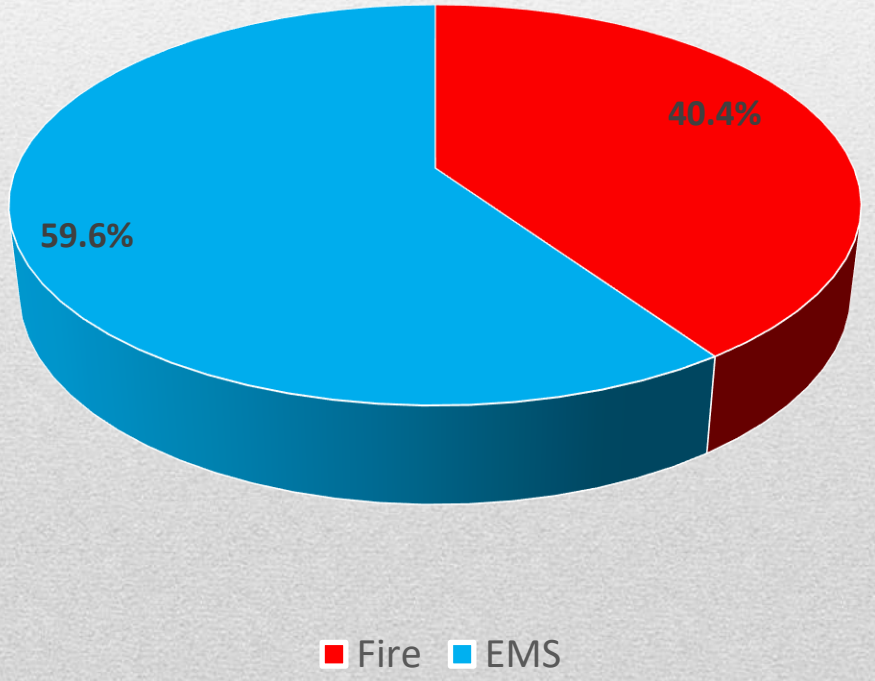

Historic Total Monthly Call Volume

	Jan	Feb	Mar	Apr	May	June	July	Aug	Sep	Oct	Nov	Dec
2018	88	86	90	82	91	79	85	88	90	99	110	115
2019	92	84	90	105	95	116	86	117	105	99	111	105
2020	94	95	103	101	80	106	107	113	84	104	75	91
2021	98	144	101	95	95	110	92	127	123	84	94	135
2022	130											

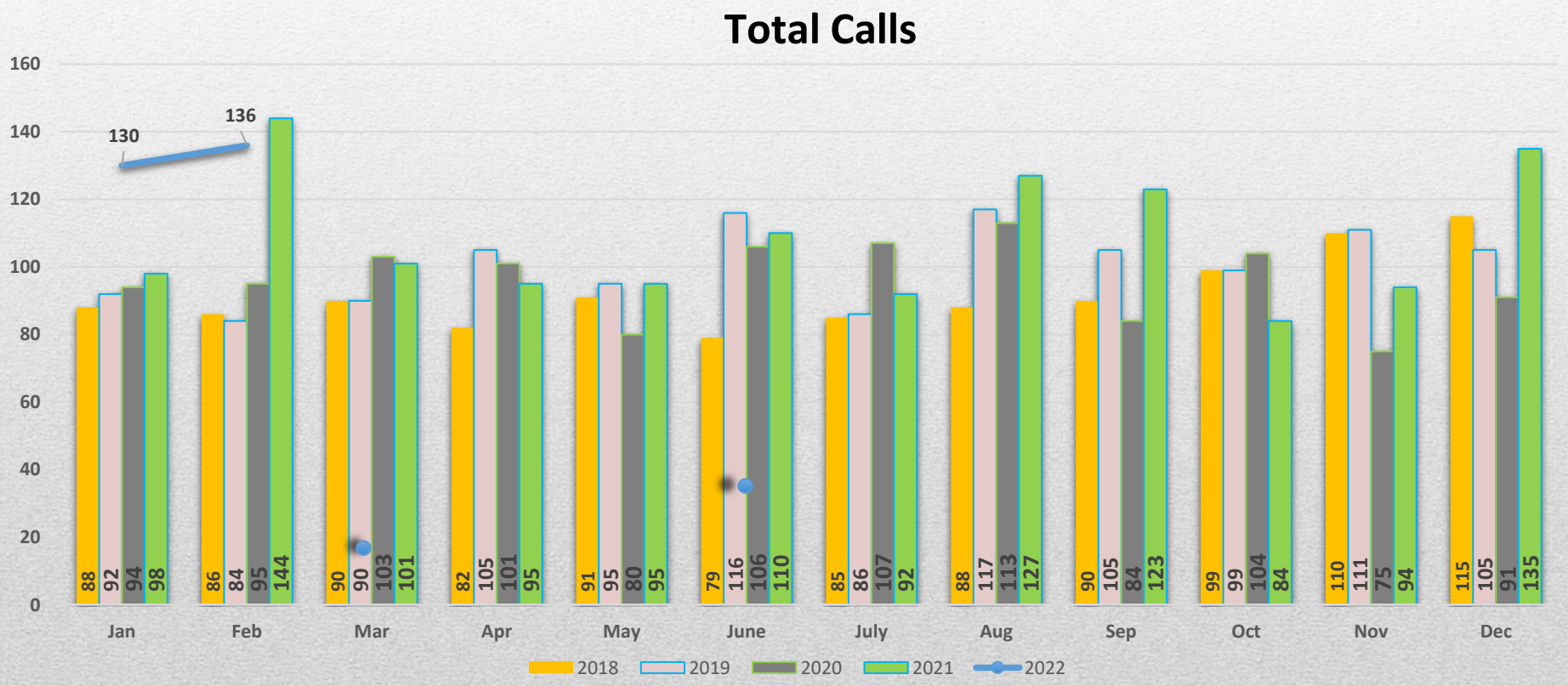

Percentage of Calls by Districts

	Jan	Feb	Mar	Apr	May	June	July	Aug	Sep	Oct	Nov	Dec
Residential	86	83										
Business	20	20										
Mutual Aid	24	33										

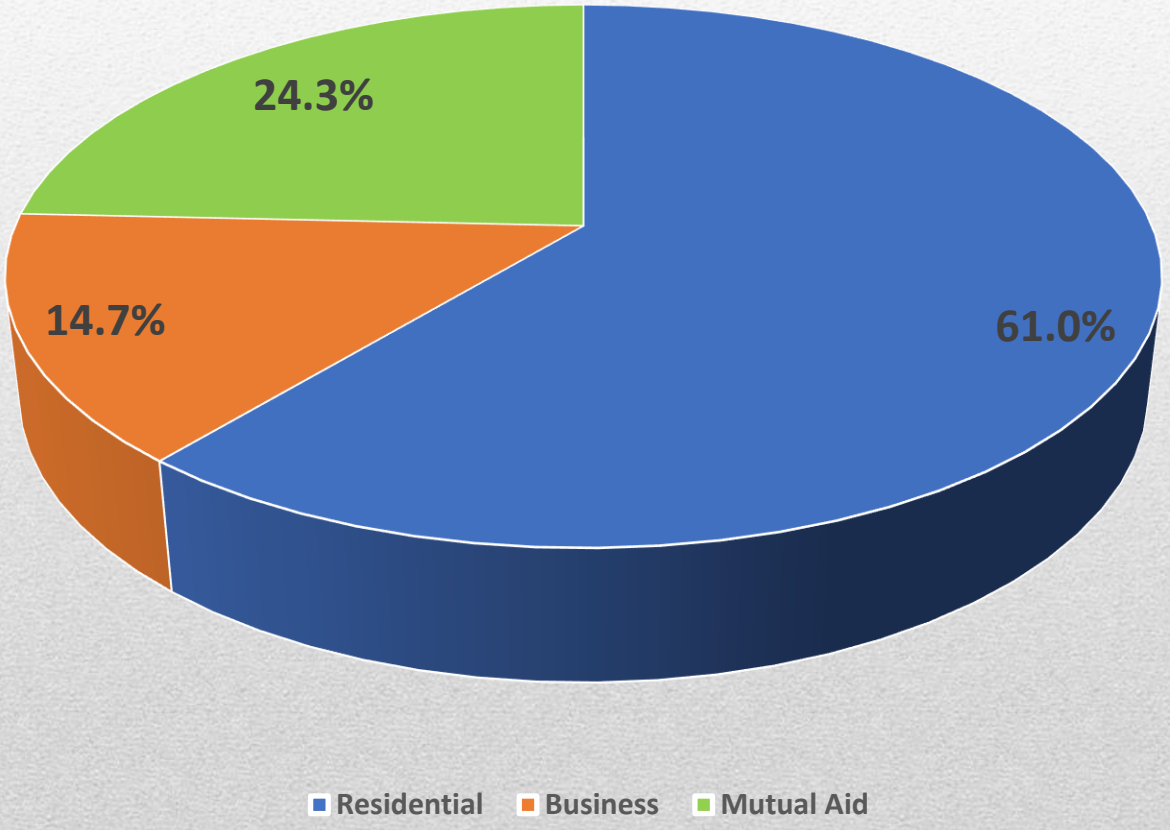

Robert Weidenbach
Interim Fire Chief/Emergency Management Coordinator
Windcrest Fire Department
firechief@windcrest-tx.gov
210-655-0022 ext. 2180

WVFA Monthly Financials

02.28.2022

Projected Income	Orig Budg	Amen Bud	Cur Per	YTD	Budget bal
SODA SALES	$400.00	$400.00	$0.00	$0.00	-$400.00
GENERAL DONATIONS	$4,000.00	$4,000.00	$675.00	$3,158.35	$841.65
GALA/PICNIC REVENUE	$35,000.00	$35,000.00	$12,857.00	$12,857.00	-$22,143.00
COMMUNITY OUTREACH	$1,000.00	$1,000.00	$0.00	$0.00	-$1,000.00
FILL THE BOOT	$40,000.00	$40,000.00	$86,779.44	$0.00	-$40,000.00
	$80,400.00	$80,400.00	$369.06	$15,340.53	-$65,059.47

BUDGETED EXPENSES	Origl Budg	Amen Budg	Cur Per	YTD	Budget Bal
SODA MACHINE	$500.00	$500.00	$0.00	$0.00	$500.00
STORAGE	$2,500.00	$2,500.00	$186.00	$930.00	$1,570.00
PICNIC & GALA GROSS EXPENSES	$20,000.00	$20,000.00	$10,811.27	$10,811.27	$9,188.73
COMMUNITY OUTREACH	$3,000.00	$3,000.00	$0.00	$0.00	$3,000.00
TECHNOLOGY FUNDS	$1,000.00	$1,000.00	$42.64	$1,020.56	$1,044.56
ADMINISTRATION	$1,000.00	$1,000.00	$32.10	$457.24	$542.76
ASSOCIATION FUNCTIONS	$2,000.00	$2,000.00	$1,310.47	$1,310.47	$689.53
FIRE/EMS EQUIPMENT	$25,000.00	$25,000.00	$77.99	$999.24	$24,000.76
TRAINING	$20,000.00	$20,000.00	$2,609.00	$4,859.00	$22,609.00
TRAINING TRAVEL EXPENSES	$5,000.00	$5,000.00	$646.23	$646.23	$4,353.77
SCHOLARSHIP FUNDS	$1,000.00	$1,000.00	$0.00	$0.00	$1,000.00
CHARITY DONATIONS	$1,500.00	$1,500.00	$0.00	$0.00	$1,500.00
SURITY BOND	$200.00	$200.00	$0.00	$0.00	$200.00
LEGAL SERVICES	$2,500.00	$2,500.00	$0.00	$0.00	$2,500.00
EMERGENCY EXPENSES	$500.00	$500.00	$0.00	$0.00	$500.00
Dorm	$3,000.00	$3,000.00	$56.51	$401.81	$2,598.19
Fill the Boot	$25,000.00	$25,000.00	$3,778.00	39.993.69	-$14,993.69
	$113,700.00	$113,700.00	$49,329.78	$54,679.00	$59,021.00

BANK ACCOUNT TOTALS	
FROST BANK	$25,109.05
RBFCU Savings	$19,050.06
RBFCU Checking	$126,772.41
Bank Totals	**$170,931.52**

Fire Association

- Contract with the city has been submitted with possible changes. Discussions to be held at 3/7/2022 council meeting
- $10,225 spent to purchase Forceable Entry door for the Fire Department, This will help the Fire Department obtain TCFP Certification for a certified training facility.
- $1,250 was spent to update the memberships for SFFMA.
- Quick Books is being setup by the company, soon to have our budget completely setup and sent to us.
- Potentially 4 members of the WVFA will be attending Paramedic school funded by the association this Fall.
- Fiesta Especial is the next event upcoming, will be selling sausage on sticks and drinks.

Windcrest Police Department Monthly - February 2022

PATROL OPERATIONS SECTION

	JAN '22	FEB '22	MAR '21	APR '21	MAY '21	JUN '21	JUL '21	AUG '21	SEP '21	OCT '21	NOV '21	DEC '21	2022 YTD
PROACTIVE POLICE ACTIVITIES	2959	3266	2350	2947	2706	2112	2529	2881	2909	2755	2580	3316	6225
TOTAL CALLS FOR SERVICE	4079	4378	2897	3387	3136	2540	2961	3341	2513	3616	3361	3755	8457
COVER CALLS (2 PLUS OFFICERS)	122	145	151	127	135	86	124	155	166	160	162	148	267
FELONY CHARGES	13	29	11	18	21	21	8	13	9	7	14	19	42
MISDEMEANOR CHARGES	47	71	20	30	50	33	31	31	68	48	58	33	118
D.W.I. ARREST	4	1	0	1	1	2	2	4	3	1	1	2	5
CURFEW VIOLATIONS	0	0	2	0	0	0	0	0	4	0	0	1	0
ARREST ON-CALL	10	6	13	15	21	21	12	21	21	23	24	14	16
ARREST ON-SIGHT	32	52	18	24	30	21	26	27	52	23	33	38	84
WARRANTS CLEARED	18	19	9	12	20	21	6	11	21	8	17	11	37
MUNICIPAL COURT CITATIONS	749	1017	396	915	669	481	552	556	614	511	465	670	1766
WARNING CITATIONS	451	270	233	312	257	178	220	281	246	240	221	335	721
PARKING VIOLATION NOTICES	10	4	81	31	18	26	22	26	19	7	0	17	14
CRIME PREVENTION NOTICES	997	1029	367	706	673	552	661	710	831	774	756	794	2026
BUSINESS / RESIDENTIAL CHECKS	1171	1174	1076	962	1009	768	958	967	1017	975	994	1135	2345
IMPOUNDED VEHICLES	34	64	13	34	32	29	33	43	40	31	48	51	98
MENTAL HEALTH	2	3	5	3	3	6	6	7	7	3	3	9	5

SCHOOL RESOURCE OFFICER

SCHOOL SAFETY PATROL HOURS	0	0	0	0	0	0	4	36	52	51	31	0	0
ORGANIZATION AND PREP HOURS	0	0	0	0	0	0	0	2	1	0	4	0	0
TOTAL EVENTS	0	0	0	0	0	0	1	0	1	0	1	0	0
TOTAL PRESENTATIONS	0	0	0	0	0	0	0	0	0	0	1	0	0

DISPATCHER ACTIVITY

OFFICER INITIATED CALLS	3666	3961	2493	2956	2707	2111	2538	2913	2082	3171	2975	3322	7627
TELEPHONE CALLS FOR SERVICE	337	339	322	338	371	358	346	335	372	383	310	357	676
911 CALL FOR SERVICE	72	63	64	90	55	67	70	83	56	55	70	71	135
WALK IN CALL FOR SERVICE	4	15	18	3	3	4	7	10	3	7	6	5	19

* PROACTIVE POLICE ACTIVITIES = TRAFFIC CITATIONS, PARKING VIOLATIONS, ON-SIGHT ACTIVITY, BUSINESS CHECKS, CRIME PREVENTION REMINDERS AND CURFEW VIOLATIONS BY PATROL ONLY

* WARRANTS CLEARED = ALL WARRANTS TO INCLUDE WINDCREST WARRANTS (PATROL ARREST ONLY)

* OFFICER INITIATED CALLS FOR SERVICE = CALLS GENERATED BY OFFICERS WITHOUT BEING DISPATCHED (OFFICERS MAY GENERATE CALL BUT DEAL WITH MORE THAN ONE ACTIVITY IN ONE CALL)

Windcrest Police Department Monthly - February 2022

CRIMINAL INVESTIGATIONS UNIT SUMMARY

SPECIAL OPS DIVISION	JAN '22	FEB '22	MAR '21	APR '21	MAY '21	JUN '21	JUL '21	AUG '21	SEP '21	OCT '21	NOV '21	DEC '21	2022 YTD
FILED with DA	10	11	10	13	11	33	29	13	5	7	18	21	21
Closed, Pending Further Information	35	78	31	42	38	54	26	24	59	4	26	21	113
ACTIVE ARREST CASES PREPARING FOR THE DA	17	13	4	0	1	3	8	0	2	7	1	19	30
ACTIVE FUGITIVE	0	0	1	0	0	1	1	1	1	0	0	0	0
EXCEPTIONAL CLEARED	2	7	0	1	0	0	1	0	0	0	1	0	9
FILED w/ DA PENDING LABS	5	2	5	7	6	5	0	1	3	3	0	0	7
ACTIVE TOTAL	210	166	245	236	226	184	163	181	194	226	213	196	
UNFOUNDED	5	4	3	2	1	1	1	0	0	0	1	1	9
ASSIGNED	59	56	51	49	52	43	28	48	60	50	35	83	115
FELONY CASES ASSIGNED	21	25	26	19	24	18	11	16	22	14	14	52	46
MISDEMEANOR CASES ASSIGNED	38	31	25	30	28	25	17	32	38	36	21	31	69
EVIDENCE VIDEO FOR COURT	210	165	62	175	109	255	254	155	12	192	249	224	375
EVIDENCE SUBMITTED TO CRIME LAB	1	17	4	7	6	1	1	6	7	4	2	0	18
BACKGROUND INVESTIGATIONS APPLICANTS	3	7	8	3	0	6	4	2	4	3	0	5	10

CITIZENS' PATROL SUMMARY													
PATROL HOURS	39	55	11	7	22	32	19	18	27	49	43	38	94
ORGANIZATION AND PREP	0	4	0	0	0	0	1	0	1	2	2	1	4
EVENTS	0	1	0	0	1	1	0	0	1	2	1	1	1
TRAINING AND MEETINGS HOURS	0	0	0	2	2	2	0	0	0	0	0	0	0
CITIZEN PATROL PARTICIPANTS	16	19	5	3	13	9	8	6	11	15	20	17	35

Windcrest Police Department Current Crime Map - February 2022

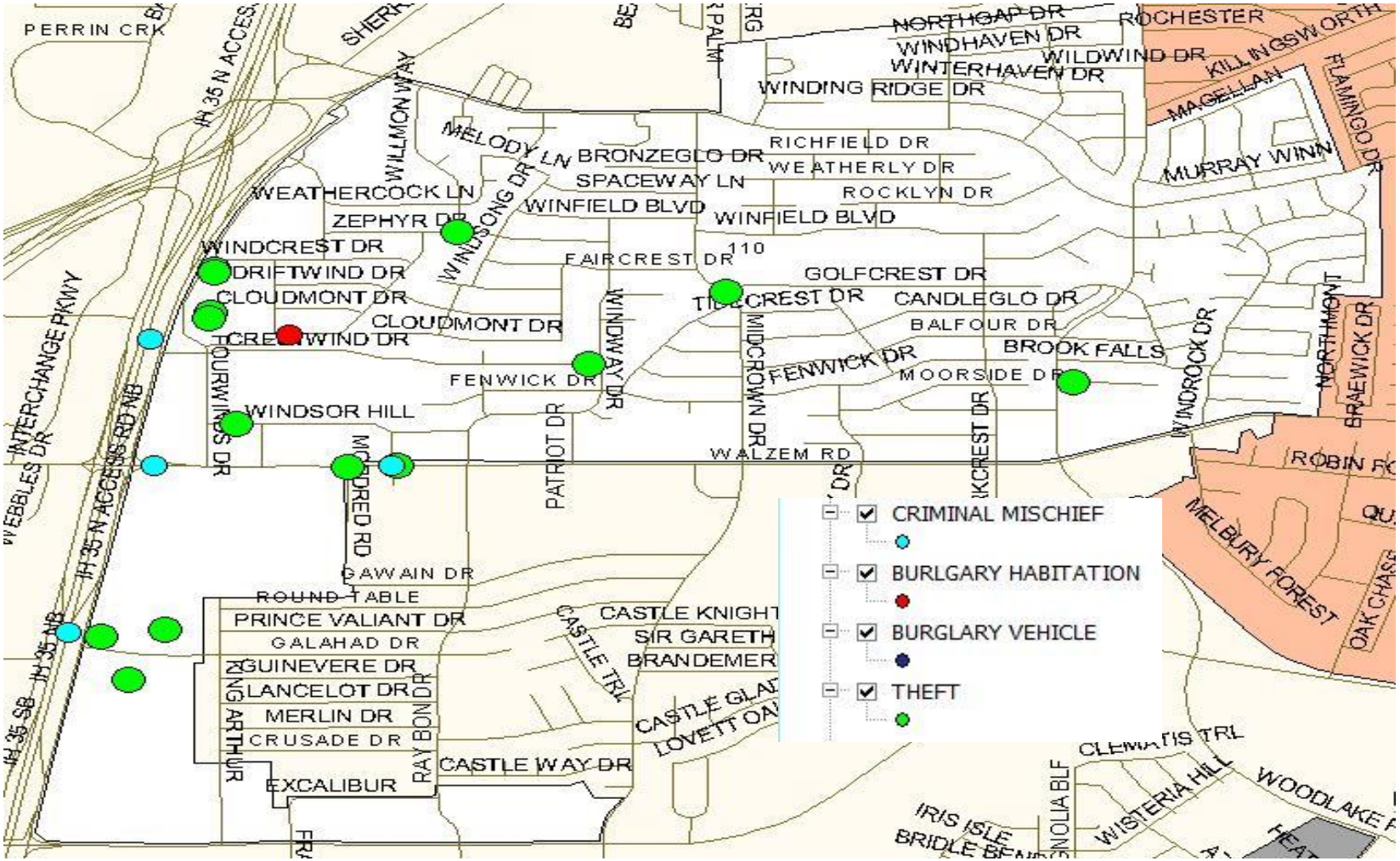

WINDCREST POLICE DEPARTMENT

Incident	Reported	Nature	Incident address
2204230	10:26:21 02/02/22	THEFT $750 to 2500	7700 BLK IH 35 N
2205668	15:43:07 02/12/22	THEFT $100 TO 750	7700 BLK IH 35 N
2207877	11:08:33 02/25/22	THEFT $100 TO 750	7700 BLK IH 35 N
2207657	08:04:14 02/24/22	CRIMINAL MISCHIEF $750 TO 2500	7700 BLK IH 35 N
2204416	19:20:25 02/03/22	THEFT $750 to 2500	4900 BLK WINDSOR HILL
2206648	11:55:33 02/18/22	THEFT $750 to 2500	4900 BLK WINDSOR HILL
2207033	18:07:20 02/20/22	THEFT $100 TO 750	4900 BLK WALZEM RD
2206272	10:23:47 02/16/22	THEFT LESS THAN $100	8600 BLK FOURWINDS DR
2207735	18:37:16 02/24/22	THEFT $100 TO 750	8600 BLK FOURWINDS DR
2207938	17:46:31 02/25/22	THEFT $100 TO 750	8600 BLK FOURWINDS DR
2205182	15:50:14 02/09/22	BURGLARY OF VEHICLE	4800 BLK WALZEM RD
2206372	23:58:29 02/16/22	CRIMINAL MISCHIEF $750 TO 2500	4800 BLK WALZEM RD
2205038	11:14:27 02/08/22	THEFT - MAIL	400 BLK CRESTWIND DR
2205445	06:01:26 02/11/22	THEFT LESS THAN $100	7500 BLK IH 35 N
2205467	10:09:19 02/11/22	THEFT $100 TO 750	200 BLK ZEPHYR DR
2205561	23:23:33 02/11/22	THEFT $750 to 2500	5100 BLK WALZEM RD
2206656	13:52:32 02/18/22	THEFT $2500 TO 30K	6300 BLK SHADY CREEK
2207036	18:40:04 02/20/22	THEFT $100 TO 750	8400 BLK FOURWINDS DR
2207169	13:34:37 02/21/22	THEFT LESS THAN $100	8500 BLK FOURWINDS DR
2205170	14:34:08 02/09/22	BURGLARY OF HABITATION	5500 BLK CROSSWIND DR
2205688	17:57:12 02/12/22	CRIMINAL MISCHIEF $0 TO 100	5000 BLK WALZEM RD
2207750	19:40:39 02/24/22	CRIMINAL MISCHIEF $0 TO 100	8400 BLK IH 35 N

PIN MAPPING CALLS

Windcrest Police Department Monthly - February 2022

WINDCREST POLICE DEPARTMENT CODE COMPLIANCE UNIT

ITEM	JAN '22	FEB '22	MAR '21	APR '21	MAY '21	JUN '21	JUL '21	AUG '21	SEP '21	OCT '21	NOV '21	DEC '21	2022 YTD
JUNK VEHICLE	4	8	4	1	3	3	4	8	12	22	4	9	12
STREET USED FOR STORAGE (VEHICLE)	2	0	0	2	1	1	4	4	2	11	4	5	2
RV-BOAT-TRAILER ON DRIVEWAY/STREET	4	6	4	0	6	8	17	11	14	10	2	2	10
VEHICLES ON GRASS	0	1	0	3	1	1	2	3	0	1	0	1	1
OVERGROWN VEGETATION (FRONT)	5	1	0	3	17	15	38	27	29	24	8	2	6
OVERGROWN VEGETATION (ALLEY)	26	1	10	23	40	14	14	117	84	67	30	13	27
VACATED PROPERTY	10	9	9	7	10	8	8	10	12	12	10	10	19
OVERHANGING TREE LIMBS (STREET-ALLEY)	3	2	5	4	5	4	25	43	108	135	84	6	5
NO ALARM PERMIT (RESIDENTIAL)	0	0	0	2	0	0	0	0	0	0	0	0	0
NO ALARM PERMIT (COMMERCIAL)	0	1	16	1	2	1	0	1	0	0	0	0	1
NO BUILDING PERMIT (RESIDENTIAL)	2	1	11	3	8	3	5	3	10	7	4	2	3
NO BUILDING PERMIT (COMMERCIAL)	0	0	1	7	0	1	1	0	1	0	0	0	0
SWIMMING POOLS (STAGNANT)	0	0	0	1	2	2	4	2	4	1	2	0	0
SWIMMING POOLS (UNSECURED)	0	0	1	0	2	0	1	0	0	0	0	0	0
SOLID WASTE-REFUSE COLLECT (NON-PAY)	4	1	0	0	0	0	1	0	0	0	0	0	5
UNSIGHTLY-UNSANITARY CONDITION	11	9	45	31	42	20	22	47	40	33	3	9	20
GRAFFITI AND TOOLS	1	0	2	4	3	1	6	0	1	0	0	1	1
NOISE NUISANCE	0	0	0	0	0	0	1	1	1	0	0	0	0
SIGN ORDINANCE (VIOLATION)	0	22	0	20	10	1	3	0	0	0	0	3	22
BUSINESS/RESIDENTIAL FOLLOW UP	54	62	95	120	72	55	170	176	209	235	151	63	116
DAYLIGHT CURFEW-YOUTH (VIOLATIONS)	0	0	0	0	0	0	0	0	2	0	0	0	0
SOLICITORS (VIOLATIONS)	0	0	0	0	0	1	0	0	0	0	0	0	0
SIGNS (BANDIT)	15	10	18		12	23	30	20	15	15	25	15	25
TOTAL ISSUES ADDRESSED	141	134	221	232	236	162	356	473	544	573	327	141	275
CITATIONS ISSUED (CODE)	9	14	0	0	0	0	14	2	4	0	2	7	23
CITATIONS ISSUED (TRAFFIC)	0	0	2	0	0	0	0	0	1	2	0	1	0
WRITTEN NOTICES ISSUED (CODE)	132	86	99	120	92	55	170	286	290	289	151	78	218
TOTAL ENFORCED	141	100	101	120	92	55	184	288	295	291	153	86	241

Windcrest Police Department Monthly - February 2022

WINDCREST POLICE DEPARTMENT ANIMAL CARE AND CONTROL UNIT

ITEM	JAN '22	FEB '22	MAR '21	APR '21	MAY '21	JUN '21	JUL '21	AUG '21	SEP '21	OCT '21	NOV '21	DEC '21	2022 YTD
CALLS FOR SERVICE (DISPATCHED)	23	22	18	24	14	16	23	11	19	14	20	19	45
CALLS FOR SERVICE (DIRECT)	35	31	48	23	26	35	25	37	32	36	30	60	66
TOTAL CALLS	58	53	66	47	40	51	48	48	51	50	50	79	111
DOGS RECOVERED	12	15	3	20	15	10	4	1	15	11	5	7	27
DOGS REGISTERED	14	14	16	14	15	13	11	4	12	10	7	6	28
DOGS QUARINTINED	2	0	0	1	1	0	0	1	0	0	0	2	2
DOGS IMPOUNDED	12	13	16	5	8	4	8	1	10	6	10	10	25
DOGS ADOPTED	3	2	13	3	3	5	0	2	0	4	1	2	5
DOGS FOSTERED	0	0	0	2	1	0	0	0	0	0	0	0	0
DOGS EUTHANIZED (INJURY AND/OR ILLNESS)	1	0	3	0	0	1	1	0	2	1	1	0	1
DOGS RETURNED TO OWNER (DIRECT)	4	17	16	5	6	3	4	0	7	9	5	7	21
DOGS RETURNED TO OWNER (IMPOUND FACILITY)	0	2	3	4	1	4	0	2	2	0	1	1	2
DOGS RUNNING AT LARGE (NO CATCH)	4	7	3	7	1	5	5	3	9	2	2	3	11
DOGS RECOVERED (WITH TAGS)	1	0	0	3	1	1	0	1	3	3	3	2	1
DOGS RECOVERED (WITH MICROCHIP)	2	3	0	4	5	3	0	0	3	1	3	2	5
CATS REGISTERED (DOMESTIC)	1	4	3	3	2	0	4	0	0	0	2	0	5
CATS STERILIZED (FERAL)	0	0	7	5	0	5	3	4	5	10	7	17	0
DECEASED DOMESTIC ANIMAL (ILL OR UNK)	5	1	3	1	0	4	5	2	3	1	3	7	6
WILD ANIMALS - (ILL OR UNK)	8	20	10	6	2	23	7	7	3	6	6	7	28
CITATIONS - LEASH VIOLATION	0	0	0	0	0	0	0	0	0	0	0	0	0
CITATIONS - ANIM AT LARGE	6	0	1	1	0	0	4	2	3	0	0	7	6
CITATIONS - ANIM VAC	4	0	1	0	0	0	4	2	1	0	0	3	4
CITATIONS - ANIM REG	4	0	1	0	0	0	4	3	3	0	0	7	4
WARNING - ANIM AT LARGE	0	0	0	0	2	3	0	0	0	0	0	0	0
WARNING - ANIMAL VAC	0	0	0	0	3	3	0	0	0	0	0	0	0
WARNING - ANIMAL REG	0	0	0	0	3	3	0	0	0	0	0	0	0
COST - IMPOUND/SHELTER	$4,405.00	$5,170.00	$4,320.00	$4,100.00	$0.00	$6,000.00	$2,925.00	$2,555.00	$2,610.00	$3,610.00	$7,030.00	$4,190.00	$9,575.00
COST - VETERINARY/CARE	$4,859.14		$493.00	$1,299.46	$937.86	$0.00	$442.54	$817.12	$273.42	$0.00	$967.68	$166.14	$4,859.14
TOTAL COST	$9,264.14		$4,813.00	$5,399.46	$937.86	$6,000.00	$3,367.54	$3,372.12	$2,883.42	$3,610.00	$7,997.68	$4,356.14	$9,264.14

March 4, 2022

Darrell E. Volz **Date**

Chief of Police

Please contact me with any questions concerning this report.
This reporting is required by the City of Windcrest Charter δ 5.02.3(h).

CITY OF WINDCREST MUNICIPAL COURT - OFFICIAL MONTHLY ACTIVITY REPORT

	Oct. 2021	Nov. 2021	Dec. 2021	Jan. 2022	Feb. 2022	Mar. 2022	Apr. 2022	May. 2022	Jun. 2022	Jul. 2022	Aug. 2022	Sept. 2022	**TOTAL**	**Medium Average**
Cases Filed	511	465	670	749	1017								3412	682
Fines Paid	24	26	21	36	36								143	29
Bond Forfeiture	0	0	0	0	0								0	0
Not Guilty	13	5	1	1	10								30	6
Guilty	342	308	225	273	274								1422	145
Dismissed	168	22	66	113	144								513	103
Compliance Dismissals	14	4	1	2	0								21	4
Defensive Driving	44	43	41	62	32								222	44
Deferred Disposition	102	85	69	105	63								424	85
Insurance	3	4	1	1	1								10	2
Orders for Community Svc.	0	1	0	0	0								1	0
Appeals	0	0	0	0	0								0	0
TOTAL CASES HEARD	704	579	427	592	560								2862	572
Failure to Appear/Warrants	488	654	181	564	595								2482	496
Warrant Officer Fine/Fee Addressed	$17,539.14	$20,485.24	$ 21,090.24	$24,980.10	$29,291.84								$113,386.56	$22,677.31
Warrant Officer Activity	202	119	99	103	108.00								631	126.2
Court Fines	$60,375.59	$ 50,648.11	$ 37,574.85	$ 61,071.11	$ 54,398.79								$ 264,068.45	$ 52,813.69
State Fees	$48,651.59	$ 39,736.37	$ 26,424.98	$ 74,731.88	$ 36,315.69								$ 225,860.51	$ 45,172.10
City Share of State Fees (10%)	$4,865.16	$ 3,973.64	$ 2,642.50	$ 7,473.19	$ 3,631.57								$ 22,586.06	$ 4,517.21
Court Technology Fund	$2,152.45	$ 1,759.39	$ 1,194.45	$ 1,629.60	$ 1,636.55								$ 8,372.44	$ 1,674.49
Court Building Security Fund	$943.14	$ 2,081.48	$ 1,402.90	$ 1,926.73	$ 1,898.66								$ 8,252.91	$ 1,650.58
Fee to Omni/State	$1,987.76	$ 1,208.26	$ 1,020.35	$ 304.08	$ 1,537.80								$ 6,058.25	$ 1,211.65
Collection Agency Fees	$4,185.12	$ 2,605.90	$ 3,591.00	$ 4,110.28	$ 4,262.70								$ 18,755.00	$ 3,751.00
TOTAL CITY REVENUE	**$65,240.75**	**$ 54,621.75**	**$ 40,217.35**	**$ 68,508.30**	**$ 58,030.36**								**$ 286,618.51**	**$ 57,323.70**
PRIOR Years Total Collections	**$34,462.32**	**$ 30,616.91**	**$ 19,131.77**	**$ 27,524.70**	**$ 20,389.80**	**$ 60,373.01**	**$ 64,296.20**	**$ 48,749.26**	**$ 46,877.77**	**$ 51,334.33**	**$ 57,681.56**	**$ 73,400.83**	**$ 534,838.46**	$ 44,569.87

Persons Arrested (Held in WCPD)	0	0	0	0	0								$ -
Persons Incarcerated (HELD IN GC)	0	0		0	0								$ -
Cost of Incarceration	$ -	$ -	$ -	$ -	$ -								$ -

2020/2021Court Activity

Cases Filed	566	708	301	633	442	396	915	669	481	552	556	614	6833	
Court Fines	$ 31,772.95	$ 28,258.72	$ 17,935.86	$ 25,691.17	$ 18,905.57	$ 56,853.41	$ 61,146.23	$ 45,220.25	$ 52,692.06	$ 47,253.03	$ 53,339.76	$ 66,513.63	$ 505,582.64	
TOTAL CASES HEARD	296	332	195	300	275	470	454	404	561	779	703	685	5454	
Persons Arrested	0	0	0	0	0	0	0	0	0	0	0	0	$ -	
Persons Incarcerated	0	0	0	0	0	0	0	0	0	0	0	0	$ -	
Cost of Incarceration	$0	$ -	$ -	$ -	$ -	$ -	$ -	$ -	$ -	$ -	$ -	0	$ -	
Warrant Officer Fine/Fee Addressed	$24,973.00	$30,777.78	$ 22,688.10	$28,496.55	$24,741.24	$ 49,773.24	$35,495.04	$27,319.70	$23,695.20	$20,465.44	$ 25,465.57	$ 23,750.07	$ 337,640.93	$28,136.74
Warrant Officer Activity	260	156	124	168	257	363	165	111	165	79	134	120	2102	175

CASES FILED

FY 2020/2021 vs. FY 2021/2022

(Citations from Police Department, Code Enforcement, Animal Control)

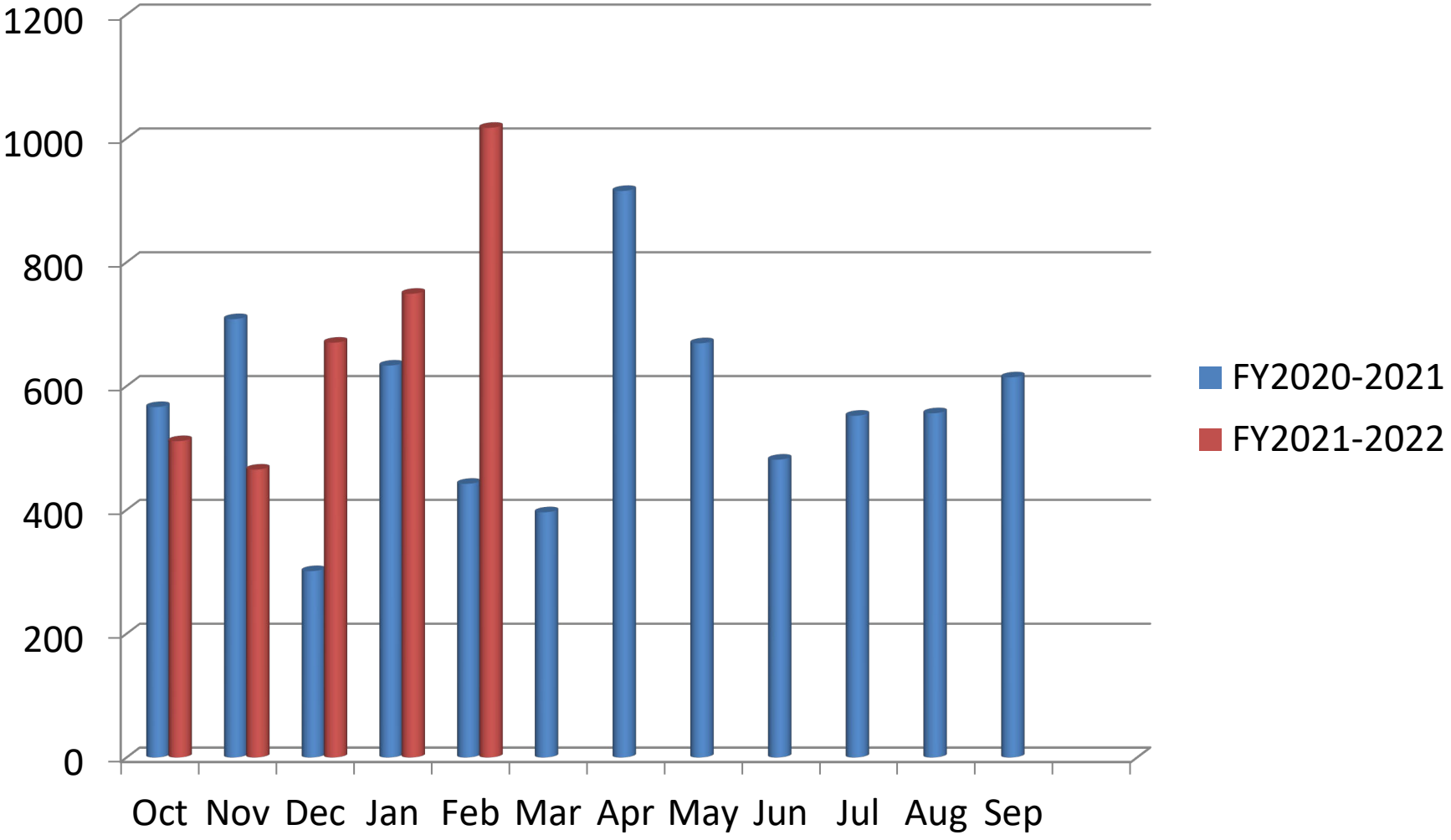

FINES PAID

FY 2020-2021 vs. FY 2021/2022

(Number of cases in which defendants came in and paid in full and case was closed. Does not include defendants who were granted Deferred Disposition or Defensive Driving)

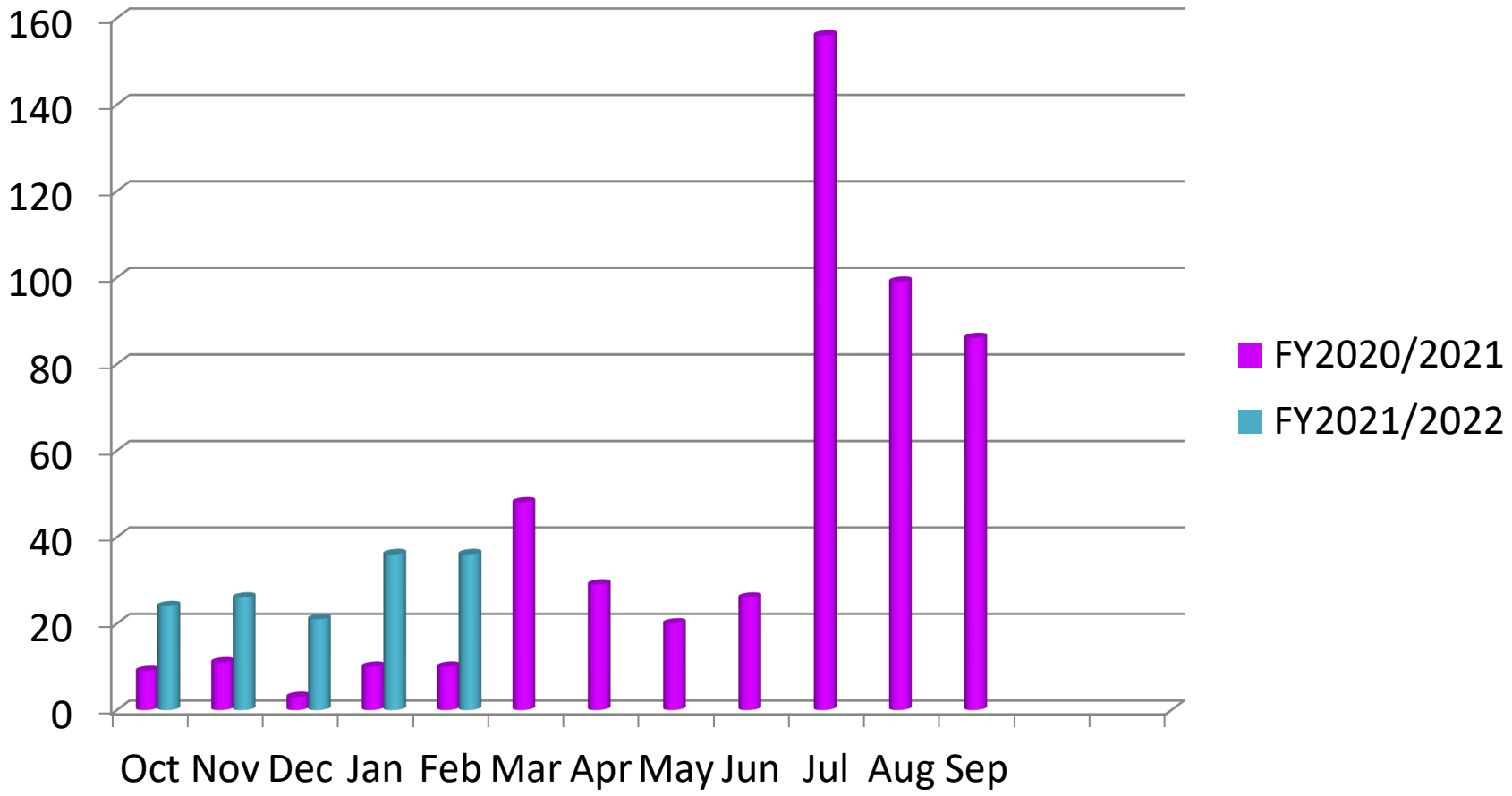

NOT GUILTY / GUILTY

(Numbers only, not $ amounts. Guilty column correlates with defendants who paid fines in FY 2021 – 2022 from above slide)

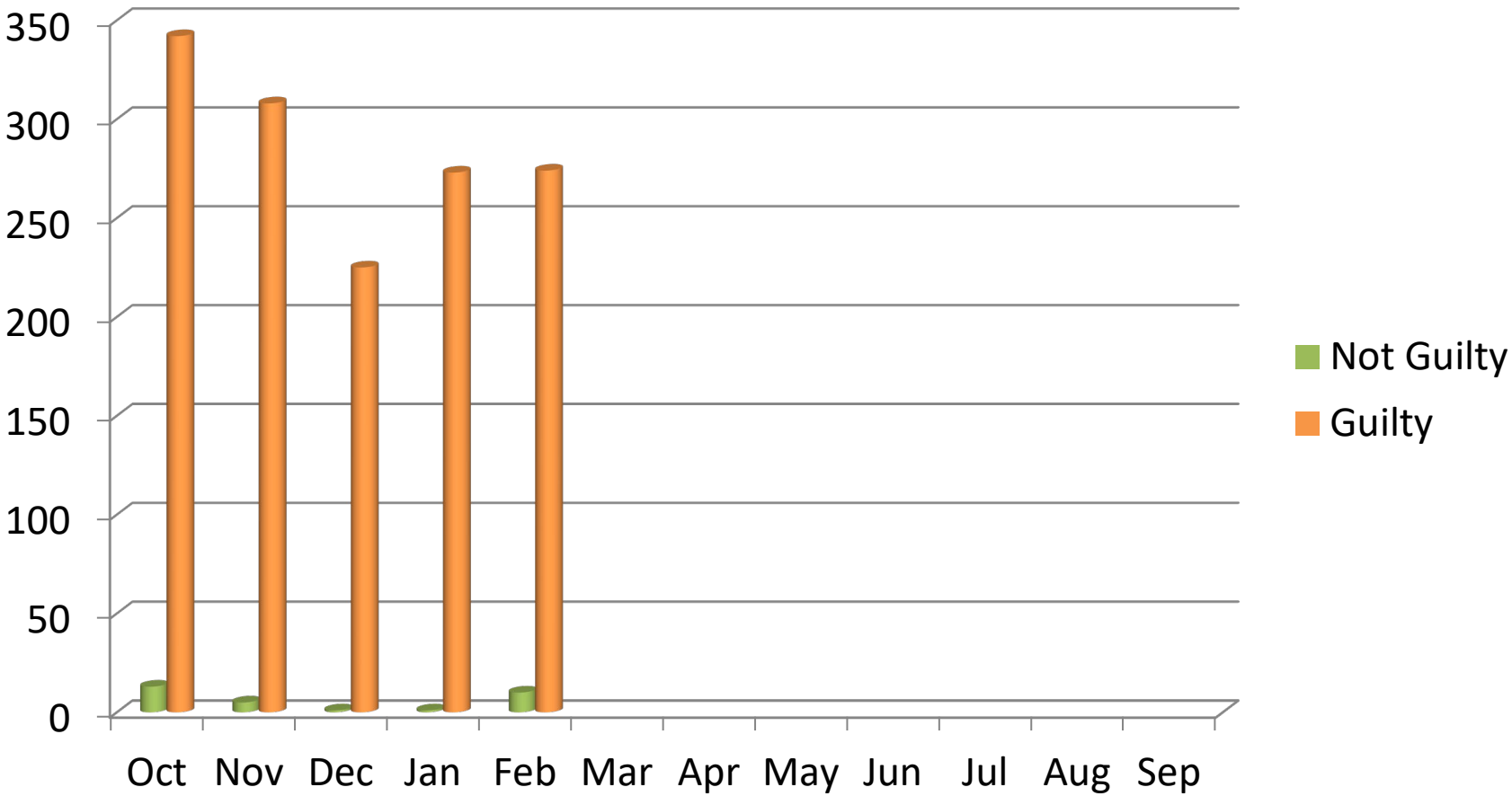

DISMISSALS

(Numbers only, not $ amounts)

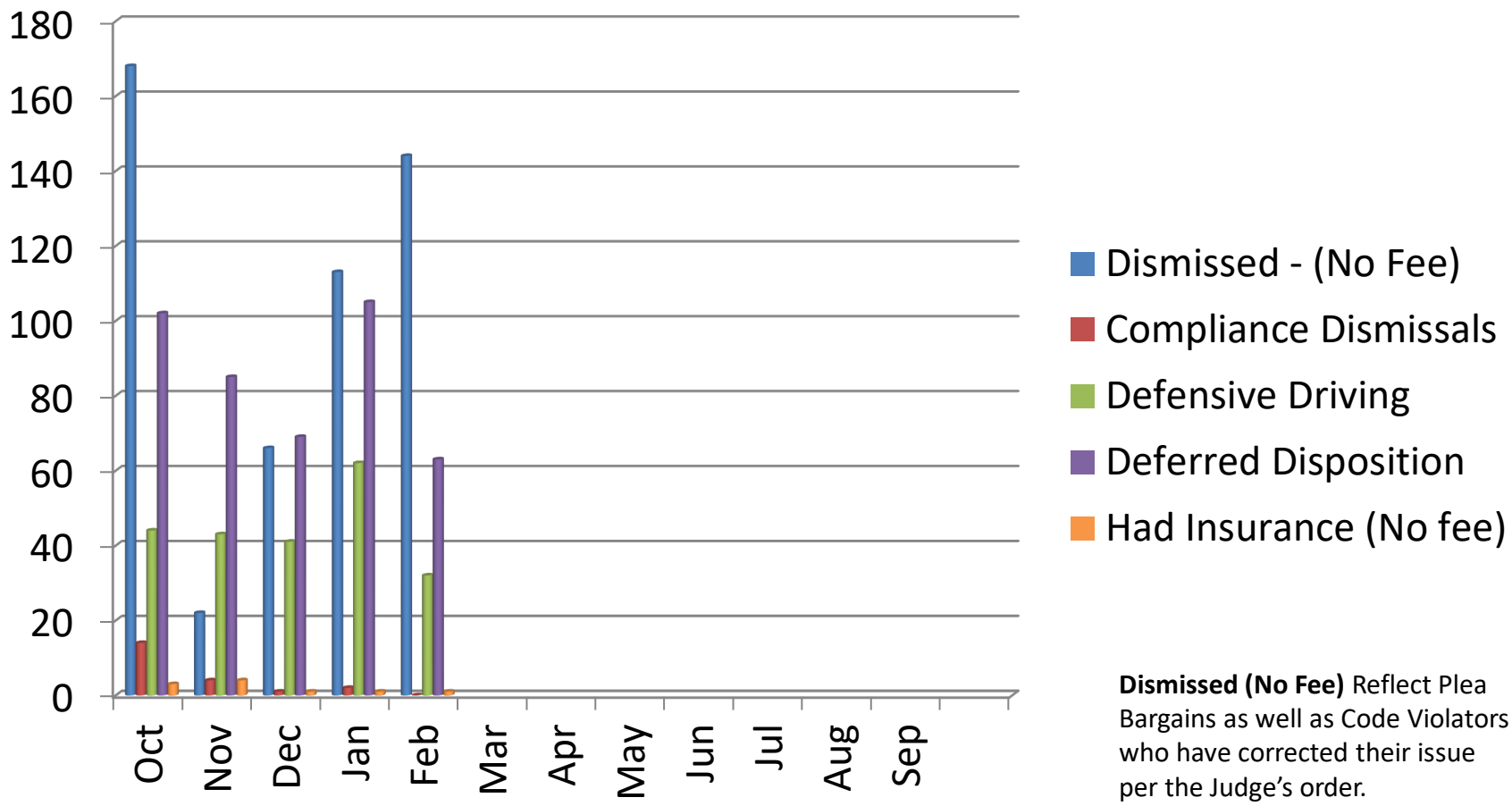

Dismissed (No Fee) Reflect Plea Bargains as well as Code Violators who have corrected their issue per the Judge's order.

DISTRIBUTION OF TOTAL COURT COLLECTIONS

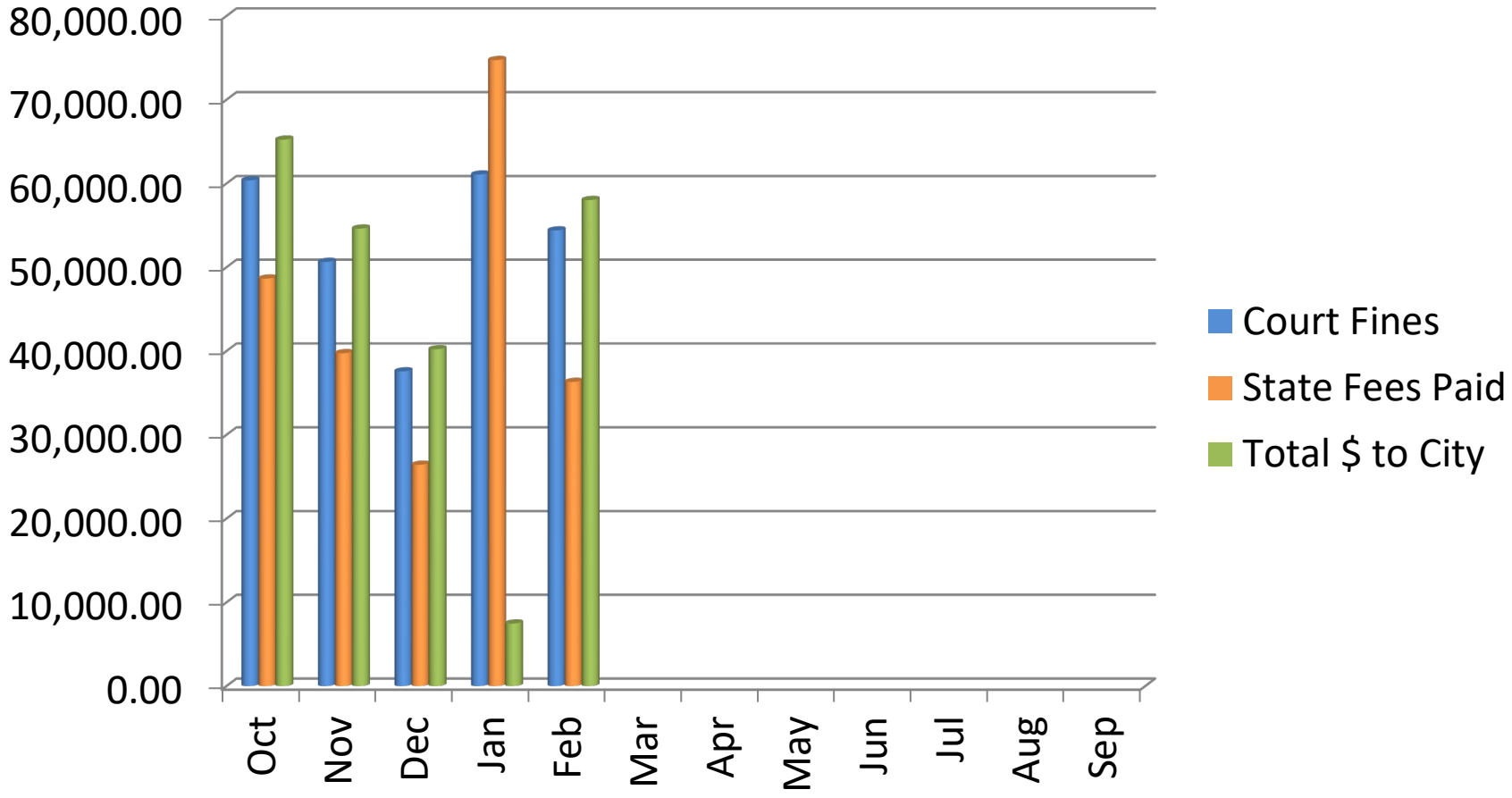

TOTAL CITY REVENUE FROM COURT

(4 year comparison)

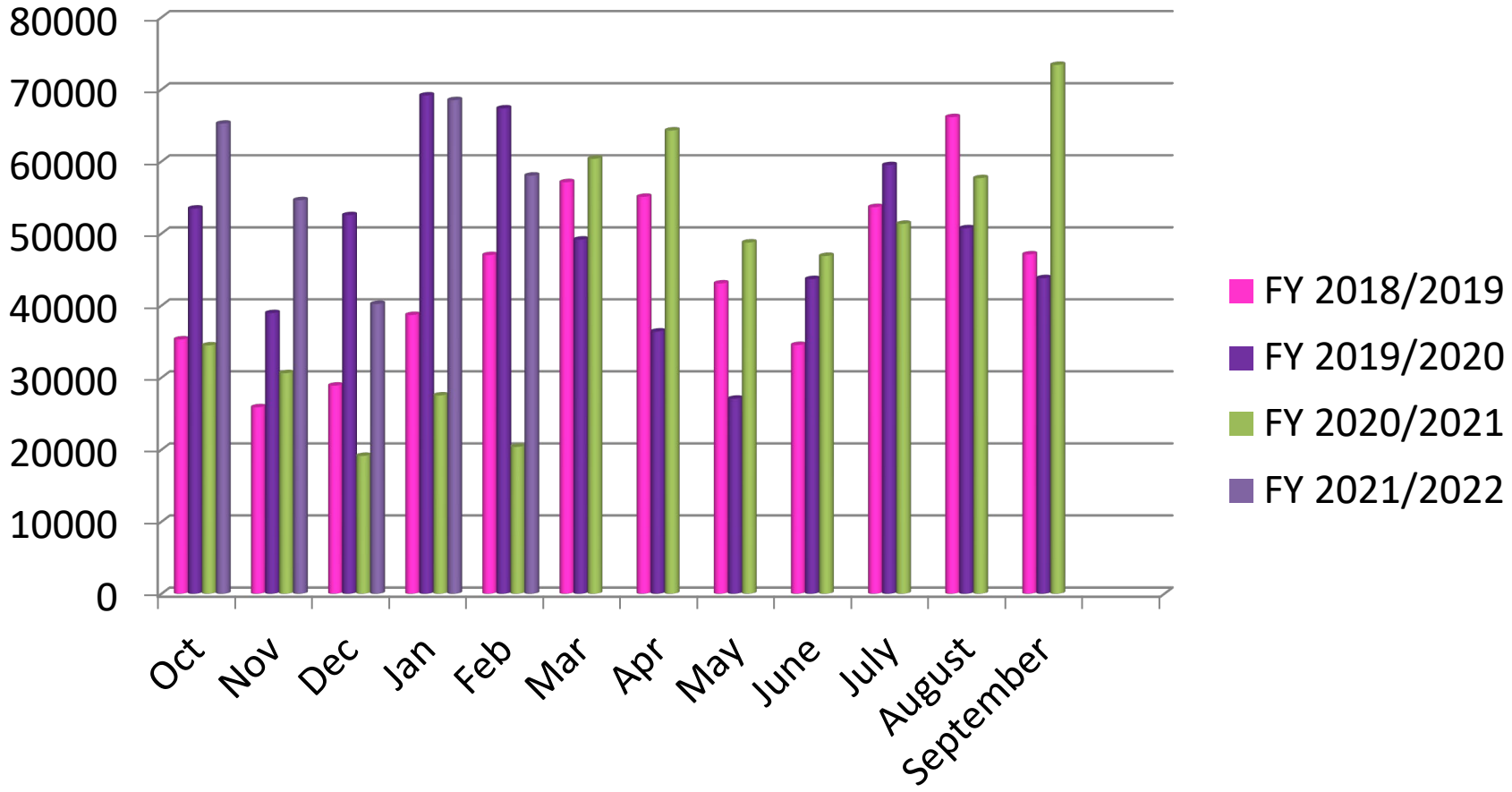

WARRANT COMPARISON OF FINES AND FEES COLLECTED

(FY 2018– 2019 vs FY 2019 – 2020)

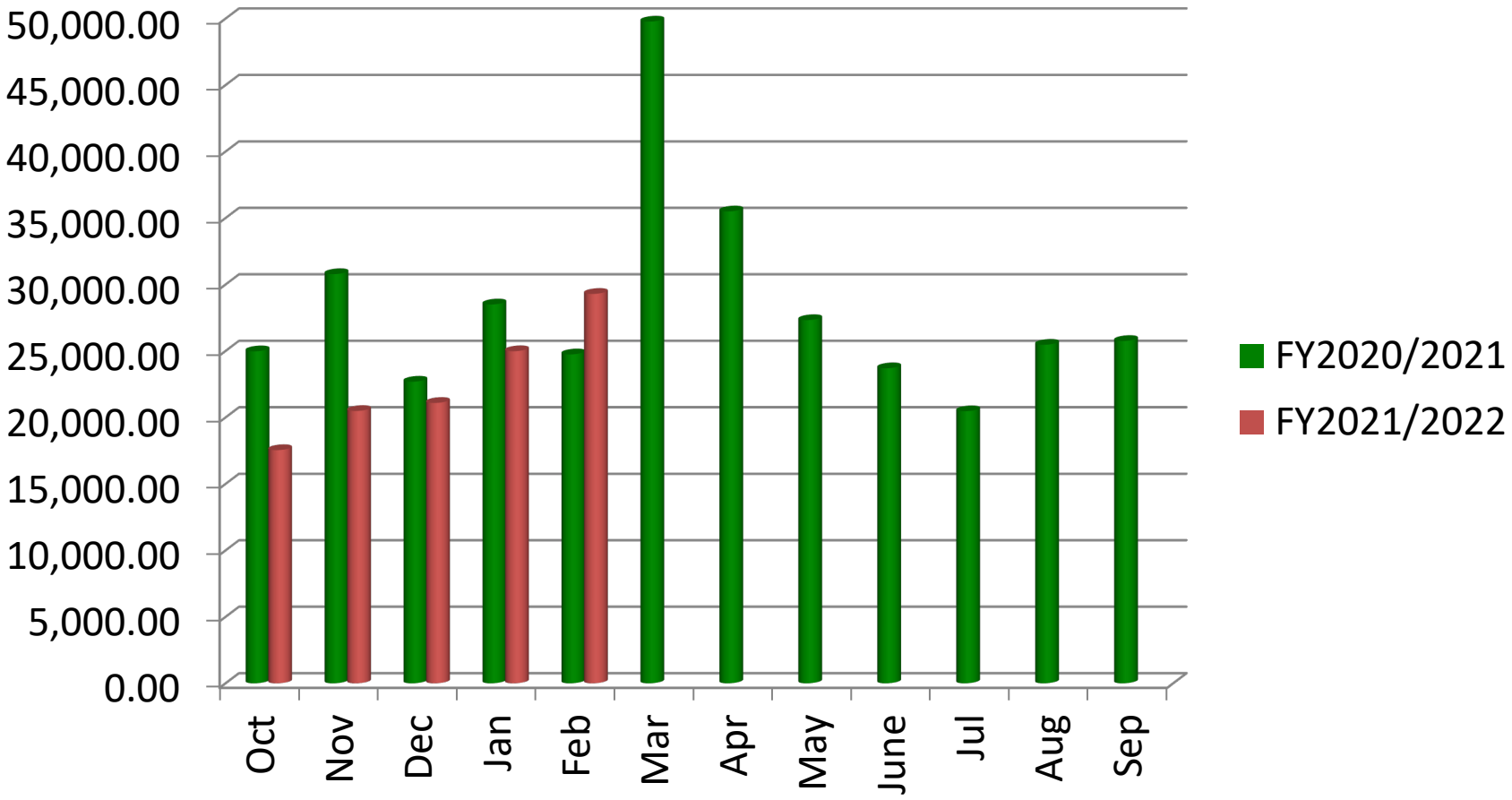

PROJECT HIGHLIGHTS

- Prepared for freezing weather.
  - Turned off all aerators, water faucets and fountains.
- Cleaned up Walzem Rd. traffic islands.
- Assisted the Fire and Police departments with door-to-door knock for welfare checks due to loss of power form freeze.
- Installed Cross Walk signs at Crestway Dr. and Faircrest Dr. (in front of school).
- Installed new delineators by Crosswind and Fourwinds Dr.
- Cleaned storm drain at Jim Seal Dr.
- Installed new trash can at City Hall.
- Assisted with Fire alarm smoke in City Hall building from A/C unit.
- Updated all inspections on fire extinguishers and suppressor system.
- Landscape:
  - Trimmed and cleaned up monument at Cross Road Church.
  - Cleaned up all monuments throughout the city as needed.
  - Made a list of all low hanging limbs throughout the city.
- Street Sweeping:
  - 16 total days equaling 467.0 hours.

Future Projects

- Clean up curbs and sidewalks on Walzem Rd. for public safety.
- Working with Police, Fire and City Engineers on School safety improvements (Cross Walks, Fire Lines and School Signs).

Scheduled work is subject to change due to weather, unexpected needs, and emergency requirements.

Sweeper Mileage Log

Total mileage recorded: Febuary 2022

522.0

Date	Time	Purpose	From	To	Odometer Start	Odometer Finish	Mileage
2/1/2022	800-1500	Swept area 1	Murry Winn	Windrock Dr.	34,640.0	34,688.0	48.0
2/2/2022	800-1500	Swept area 1	Crestway Dr.	Midcrown Dr.	34,688.0	34,728.0	40.0
2/3/2022	700-1500	**Freezing weather**	**Sweeper Maintanace**		34,728.0	34,743.0	15.0
2/4/2022	700-1500	**Freezing weather**					0.0
2/5/2022	700-1500	**Freezing weather**					0.0
2/7/2022	830-1500	Swept area 2	Windhaven Dr.	Midcrown Dr.	34,743.0	34,773.0	30.0
2/8/2022	800-1500	Swept area 2	Crestway Dr.	Windboro Dr.	34,773.0	34,812.0	39.0
2/9/2022	830-1500	Swept area 2	Richfield Dr.	Waxwing Dr.	34,812.0	34,846.0	34.0
2/10/2022	800-1500	Swept area 2	Windboro Dr.	Crestway Dr.	34,846.0	34,863.0	17.0
2/11/2022	730-1400	Swept area 2	Midcrown Dr.	Crestway Dr.	34,863.0	34,888.0	25.0
2/14/2022	930-1500	Swept area 3	Golfcrest Dr.	Midcrown Dr.	34,888.0	34,910.0	22.0
2/15/2022	800-1500	Swept area 3	Balfour Dr.	Fenwick Dr.	34,910.0	34,942.0	32.0
2/16/2022	800-1500	Swept area 3	Sunhaven Dr.	Golfcrest Dr.	34,942.0	34,994.0	52.0
2/17/2022	745-1500	Swept area 3	Sunhaven Dr.	Candleglo Dr.	34,994.0	35,026.0	32.0
2/18/2022	800-1500	Swept area 3	Balfour Dr.	Golfcrest Dr.	35,026.0	35,070.0	44.0
2/21/2022	**City**	**Holiday**					0.0
2/22/2022	800-300	Sewept area 4	Faircrest Dr.	Weather Cock Dr.	35,070.0	35,110.0	40.0
2/28/2022	800-1500	Swept area 1	Westwind Circle	Midcrown Dr.	35,110.0	35,162.0	52.0

WEDC Report to the City Council – March 21, 2022

Jennifer Newman, President of the Board

Project Activity

WEDC is has finalized the Economic Development Agreement with Walzem Partners 3 LLC and anticipates that demolition of the old Shell Station structures will begin soon. The owners have agreed to allow the Windcrest Fire Department to use the old buildings as a training site before the demolition. We are now working with the project on several leads of new companies considering the site.

We continue our work with Way Mechanical in their plans to build a new regional headquarters off of Windsor Hill. The company has executed the purchase agreement on the 6.5 AC site where an approximately 25,000 square foot office structure will be built. The company has agreed to set back their building and parking to make more commercial pad sites available on their land on Windsor Hill. Way Mechanical is asking for the City's help to allow a limited amount of storage space in the building that would comply with B1 zoning. We expect a positive annual impact on the City's tax revenue of approximately $200,000 to $240,000 from the project.

Technical Assistance & Business Retention & Expansion Visits

Technical Assistance was provided to three additional business, and Business Retention & Expansion (BRE) visits to four businesses, including Goodwill Industries, Urban Air, Trutela Insurance, and Credit Done Right.

Visits were made to 10 businesses in the Fourwinds Towers to obtain information for the Business Directory. Partial information was received from some additional businesses that are just moving in and appointments were set with those that have not completed the relocation to Windcrest.

Social Media Analytics

The attached report covers the analytics for a 28-day period on all social media accounts.

Additional Information

On February 1, 2022 the WEDC Board toured the new Goodwill Industries location in Windcrest. The operation has brought over 100 new jobs and a multimillion-dollar investment. The center includes retail sales and their E-commence operations which will have direct impact on the sales tax generated for Windcrest.

Karen attended An Economic Developer's Guide to Video Marketing which was sponsored by the Golden Shovel Agency. Topics addressed included ways to take your business attraction strategy to a higher level and how to leverage the latest technology to become even more effective in reaching more site selectors.

WINDCREST
ECONOMIC DEVELOPMENT CORPORATION
SMALL TOWN, BIG OPPORTUNITY

WEDC SOCIAL MEDIA ANALYTIC REPORT

FACEBOOK / INSTAGRAM / TIC TOC

Social Media Insight Report Attached

GOOGLE

Total # of Profile Views: 169	January 2022	February 2022
Number of Interactions	43	39
Searches triggered by our Business Profile	0	45
Called Us	1	0
Map Direction Requests	35	32
Number of Clicks to Website	7	7

LINKEDIN

Total Followers: 70	January 2022	February 2022
Monthly Number of Posts	0	0
Page Views	2	14
New Page Followers	0	3

TWITTER

Total Followers: 3	January 2022	February 2022
Monthly Number of Tweets	0	1
Tweet Impressions	252	93
Profile Visits	2350	2,469
New Page Followers	0	0

Social Media Insights

01 Feb 22 - 28 Feb 22

Windcrest EDC

windcrestedc

Windcrestedc

Kee Hart Marketing

Leverage social media for your B2C brand

Community growth

Windcrest EDC

159	159	28
+4.61%	+4.61%	+7.69%
Likes	Followers	Posts

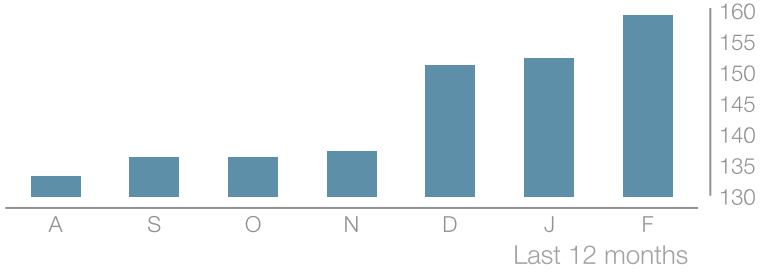

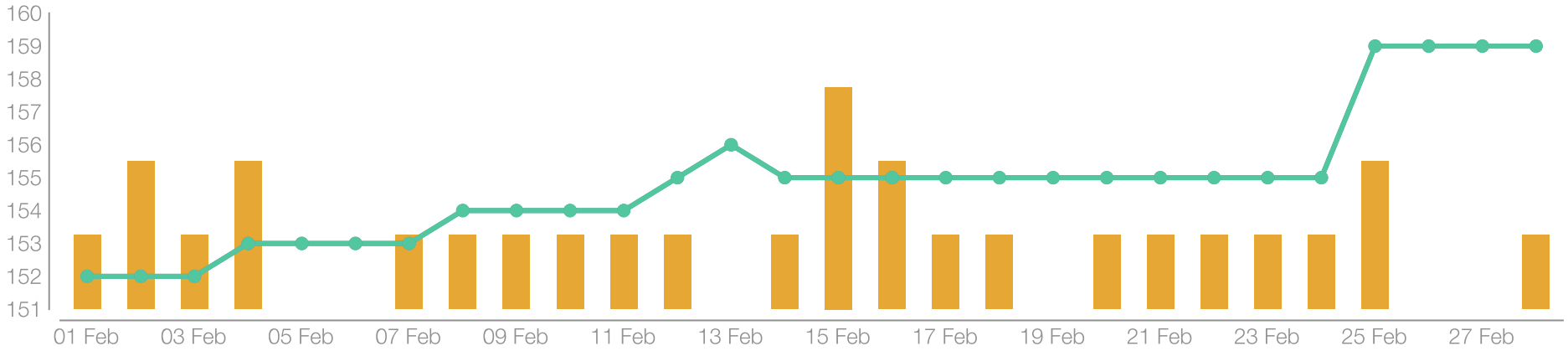

8	+300%	Acquired	0	-100%	Lost

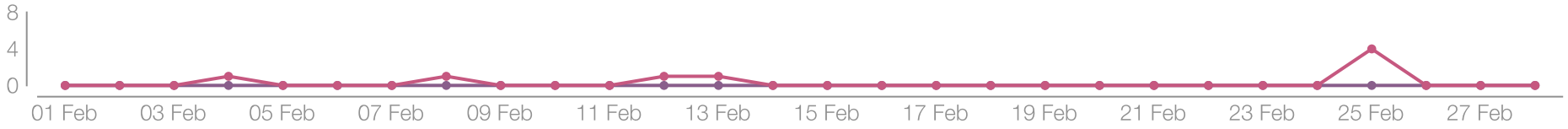

01 Feb - 28 Feb

Kee Hart Marketing
Leverage social media for your B2C brand

Demographics: gender and age

Windcrest EDC

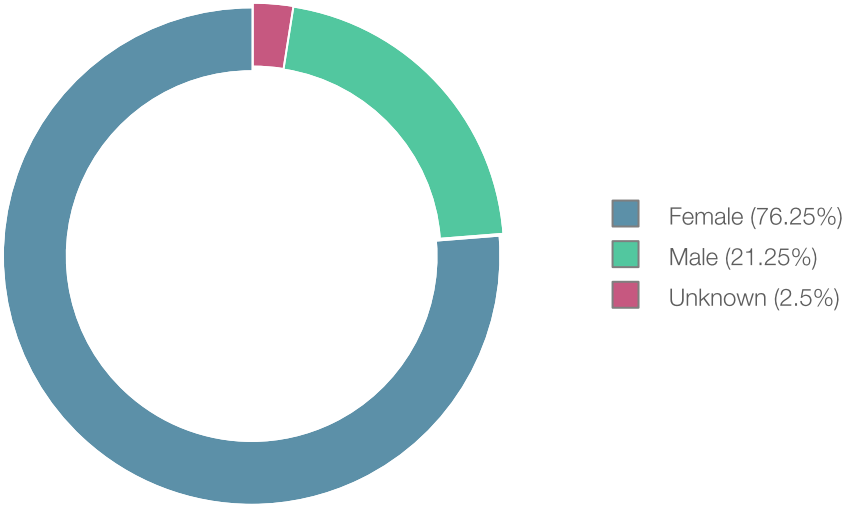

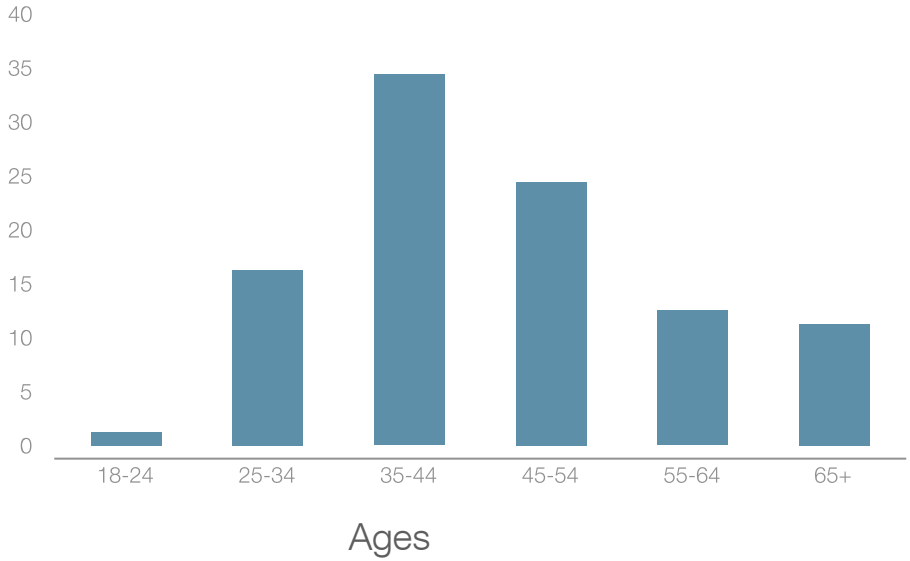

01 Feb - 28 Feb

Demographics: countries and cities

Windcrest EDC

Top 10 countries

United States	100.00%

Top 10 cities

San Antonio, TX	56.25%
Windcrest, TX	20.00%
Live Oak, TX	3.13%
Kirby, TX	1.88%
Seguin, TX	1.88%
Converse, TX	1.25%
Schertz, TX	1.25%
Addison, TX	0.63%
Alamo Heights, TX	0.63%
Boise, ID	0.63%

Kee Hart Marketing
Leverage social media for your B2C brand

Page impressions

Windcrest EDC

4,916	28
+41.88%	+7.69%
Impressions	Posts

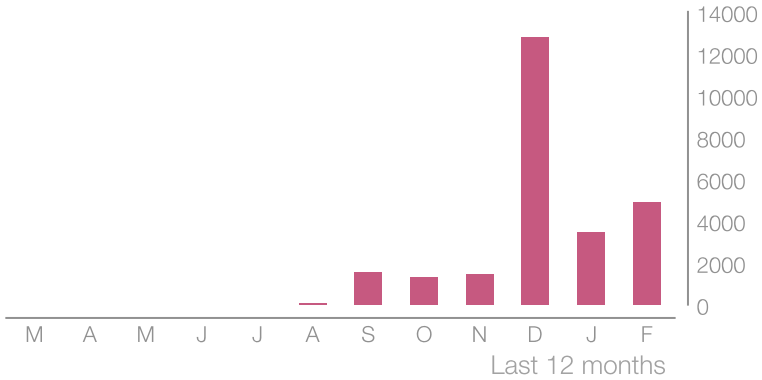

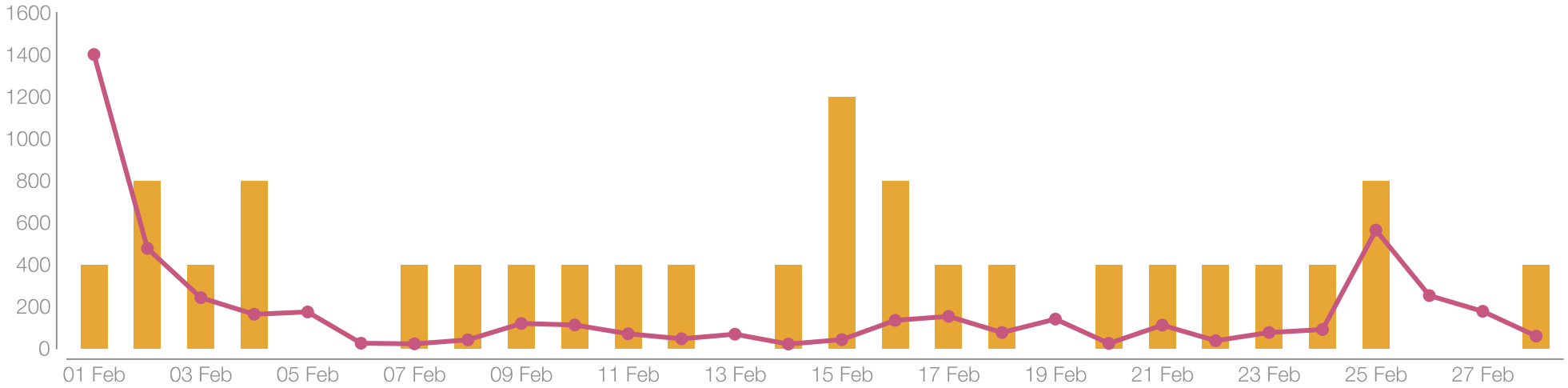

01 Feb - 28 Feb

Clicks on page

Windcrest EDC

0	0
+0%	+0%
Call to action	Website

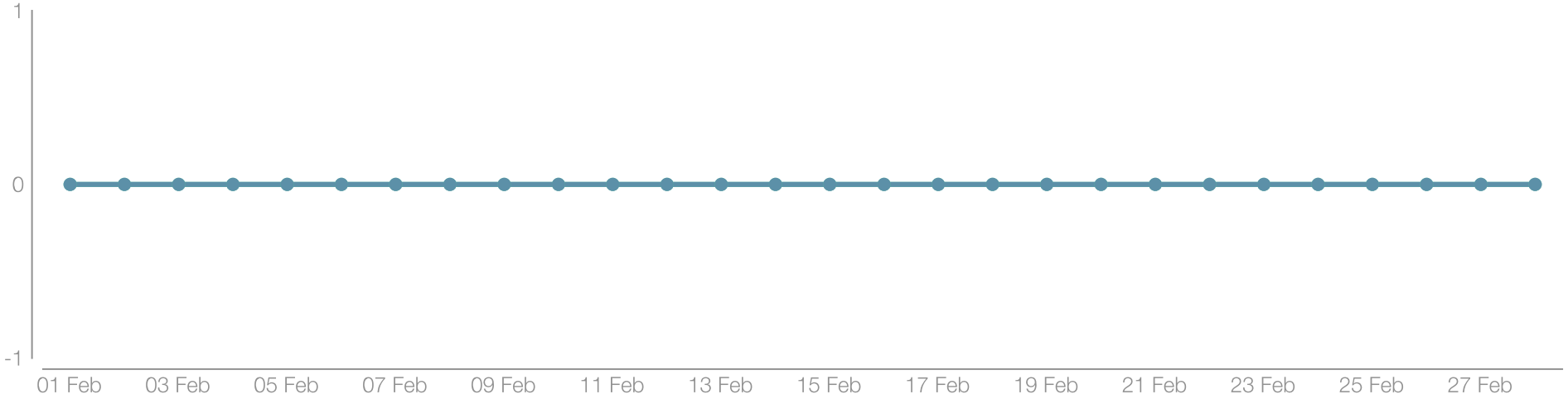

01 Feb - 28 Feb

Posts

Windcrest EDC

139.45	339	86.82	28
-8.9%	-7.88%	-6.1%	+7.69%
Engagement	Interactions	Avg reach per post	Posts

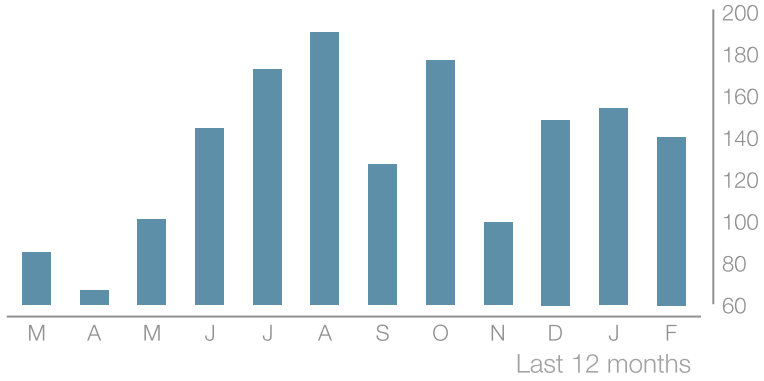

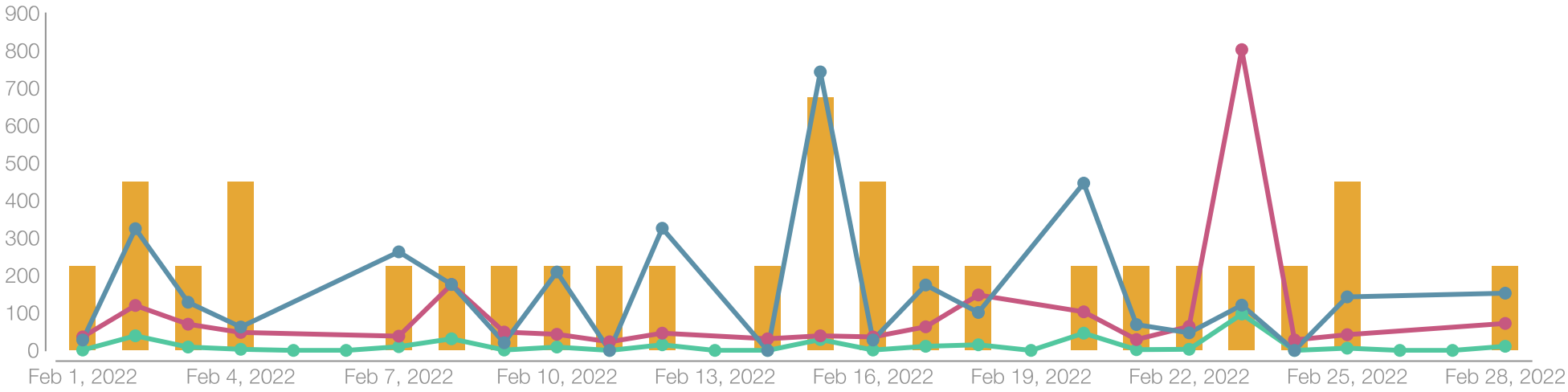

01 Feb - 28 Feb

Kee Hart Marketing
Leverage social media for your B2C brand

Interactions

Windcrest EDC

123	9	14	193
-10.87%	-78.05%	-6.67%	+10.92%
Reactions	Comments	Shares	Clicks

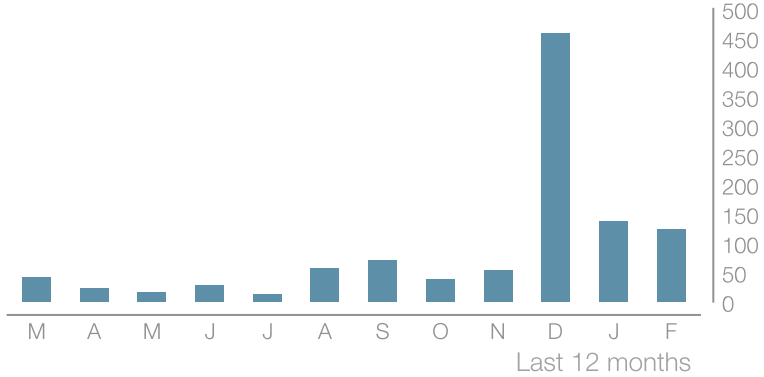

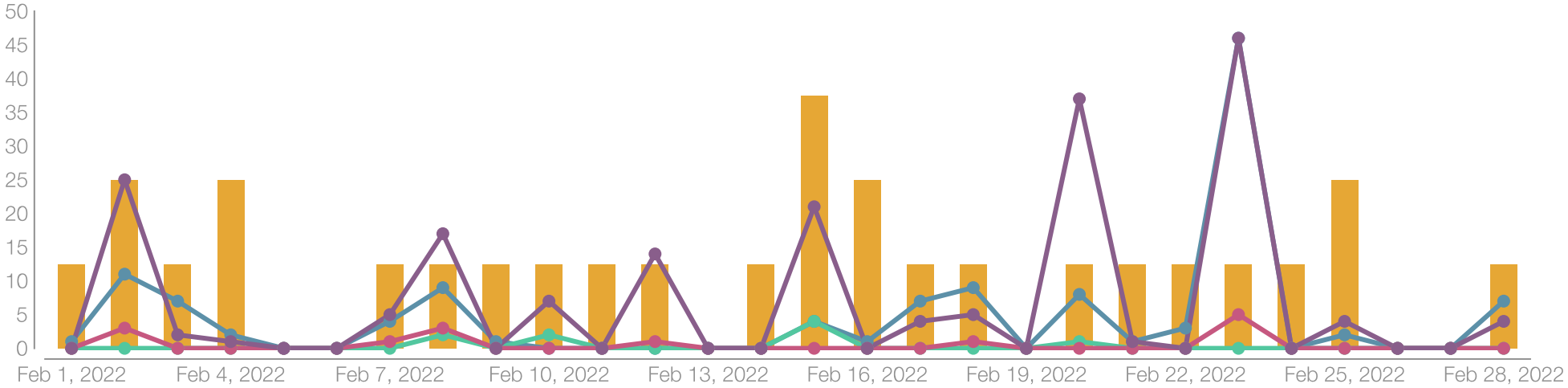

01 Feb - 28 Feb

Kee Hart Marketing
Leverage social media for your B2C brand

Ranking of posts

Windcrest EDC

Showing 20 posts sorted by engagement.

Published		Text		Reactions	Comments	Shares	Clicks	Reach	Engagement
20 Feb 09:41	The reso		Go	8	1	0	37	103	446.60
15 Feb 10:01		Raise your hand if you...	Go	1	2	0	15	48	375.00
12 Feb 10:01		GIVEAWAY TIME! Ca...	Go	0	0	1	14	46	326.09
07 Feb 12:01		A little more about ou...	Go	4	0	1	5	38	263.16
10 Feb 12:01		Looking for a quick bi...	Go	0	2	0	7	43	209.30
15 Feb 11:42		Who would like discoun...	Go	3	2	0	6	60	183.33
02 Feb 14:01		Do you know what the W...	Go	10	0	3	24	202	183.17
08 Feb 10:02		What is there to do in...	Go	9	2	3	17	176	176.14
17 Feb 14:01		Got that entrepreneuri...	Go	7	0	0	4	63	174.60

01 Feb - 28 Feb

Kee Hart Marketing
Leverage social media for your B2C brand

Published		Text		Reactions	Comments	Shares	Clicks	Reach	Engagement
28 Feb 08:01		Did you know: The sun ...	Go	7	0	0	4	72	152.78
03 Feb 10:01		There are many reasons...	Go	7	0	0	2	70	128.57
23 Feb 11:01		Check out Windcrest Bu...	Go	46	0	5	46	803	120.80
18 Feb 10:01		Have you heard of Alam...	Go	9	0	1	5	148	101.35
25 Feb 10:27		Do you know where this...	Go	0	0	0	3	31	96.77
21 Feb 12:01		What are some of your ...	Go	1	0	0	1	29	68.97
25 Feb 11:01		Are you a business in ...	Go	2	0	0	1	53	56.60
02 Feb 10:59			Go	1	0	0	1	38	52.63
22 Feb 13:01		Headed to the rodeo? W...	Go	3	0	0	0	64	46.88
04 Feb 11:01		It's Thank Your Mailma...	Go	2	0	0	0	46	43.48
01 Feb 11:01		Which one would you ch...	Go	1	0	0	0	36	27.78

01 Feb - 28 Feb

Kee Hart Marketing
Leverage social media for your B2C brand

Community growth

windcrestedc

231	42	20
+22.22%		-4.76%
Followers	Growth	Posts

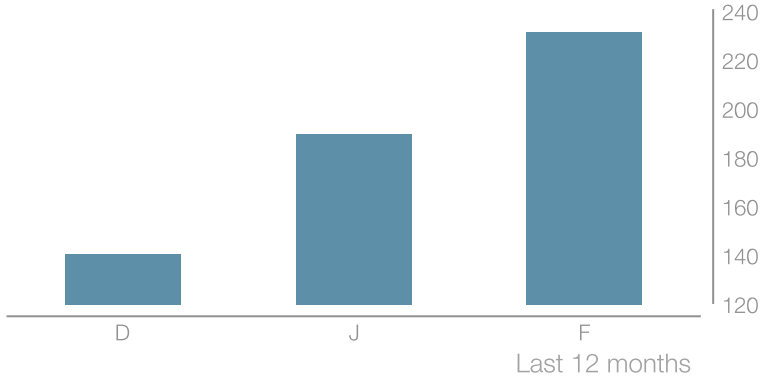

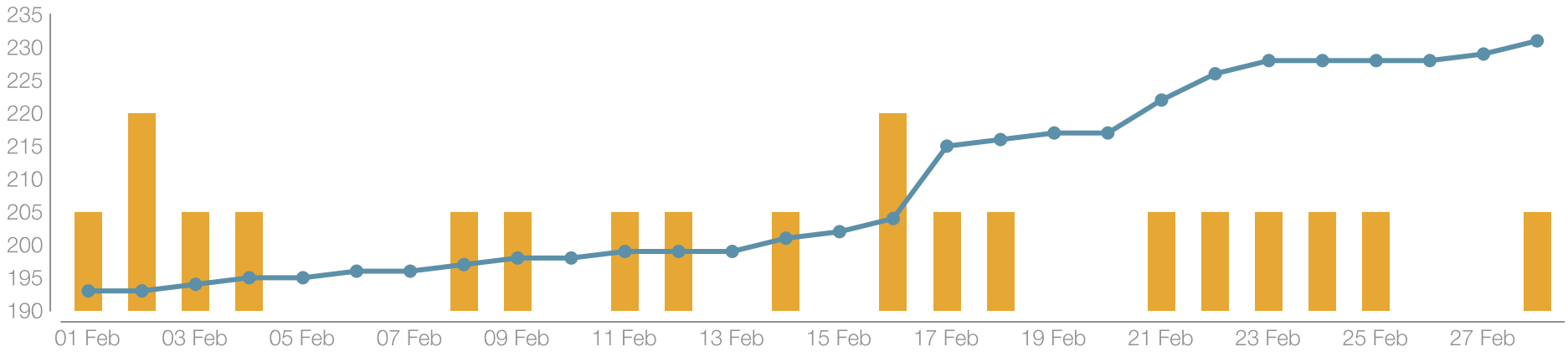

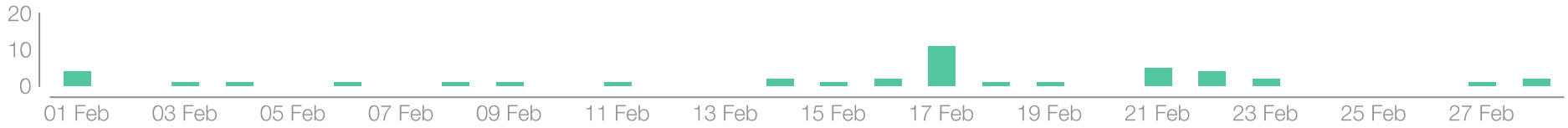

01 Feb - 28 Feb

Kee Hart Marketing
Leverage social media for your B2C brand

Demographics: gender and age

windcrestedc

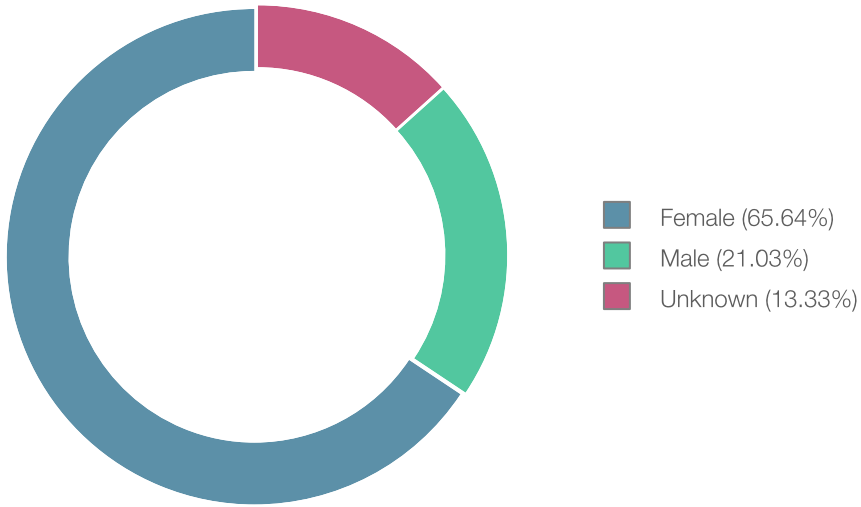

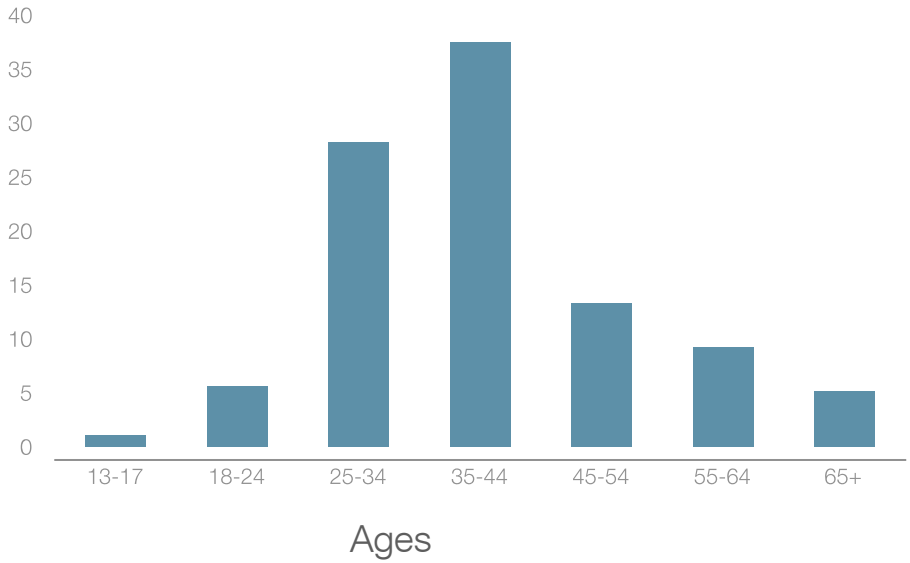

01 Feb - 28 Feb

Demographics: countries and cities

windcrestedc

Top 10 countries

United States	95.90%
Nigeria	1.54%
United Arab Emirates	0.51%
Brazil	0.51%
Germany	0.51%
Gabon	0.51%
Pakistan	0.51%

Top 10 cities

San Antonio, Texas	64.10%
Windcrest, Texas	11.28%
New Braunfels, Texas	2.05%
Austin, Texas	1.54%
Seguin, Texas	1.54%
Alamo Heights, Texas	1.03%
Cibolo, Texas	1.03%
Lagos, Lagos State	1.03%
Schertz, Texas	1.03%
Selma, Texas	1.03%

Kee Hart Marketing
Leverage social media for your B2C brand

Average reach per day

windcrestedc

13.04K	352.29	339	20
-13.52%	-1.8%	-11.26%	-4.76%
Impressions	Average reach per day	Profile views	Posts

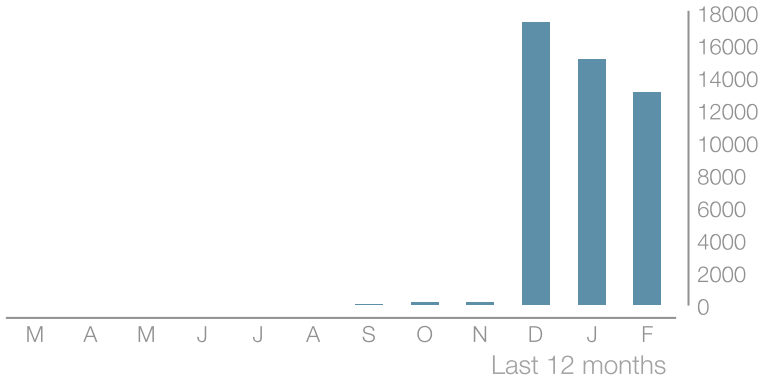

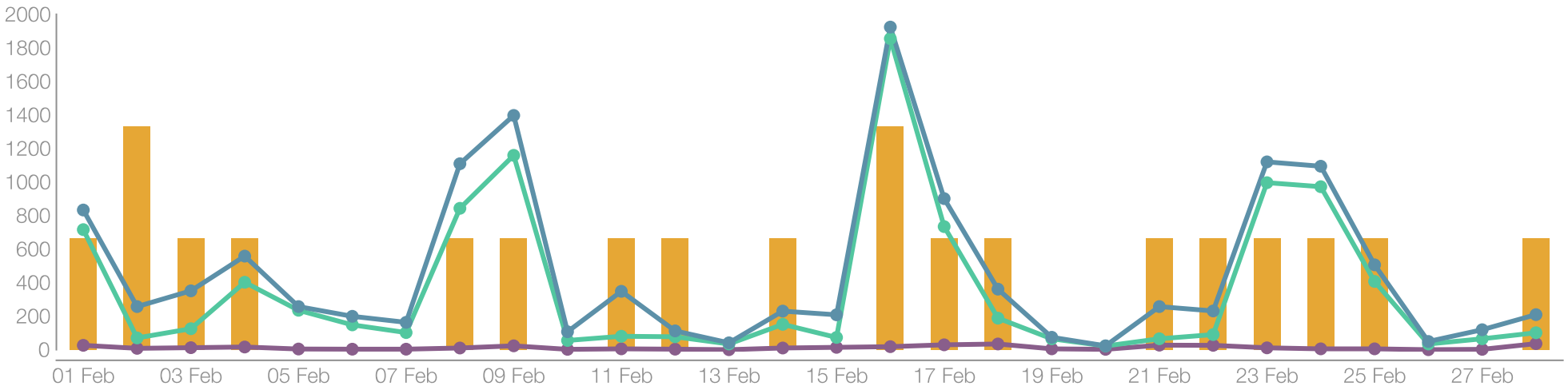

01 Feb - 28 Feb

Kee Hart Marketing
Leverage social media for your B2C brand

Posts

windcrestedc

153.85	20
+18.35%	-4.76%
Engagement	Posts

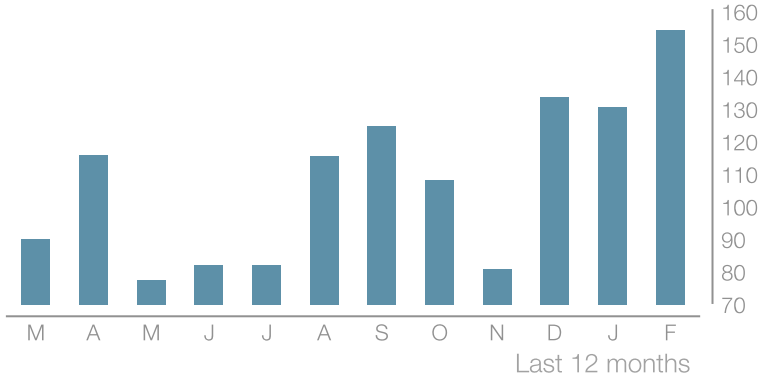

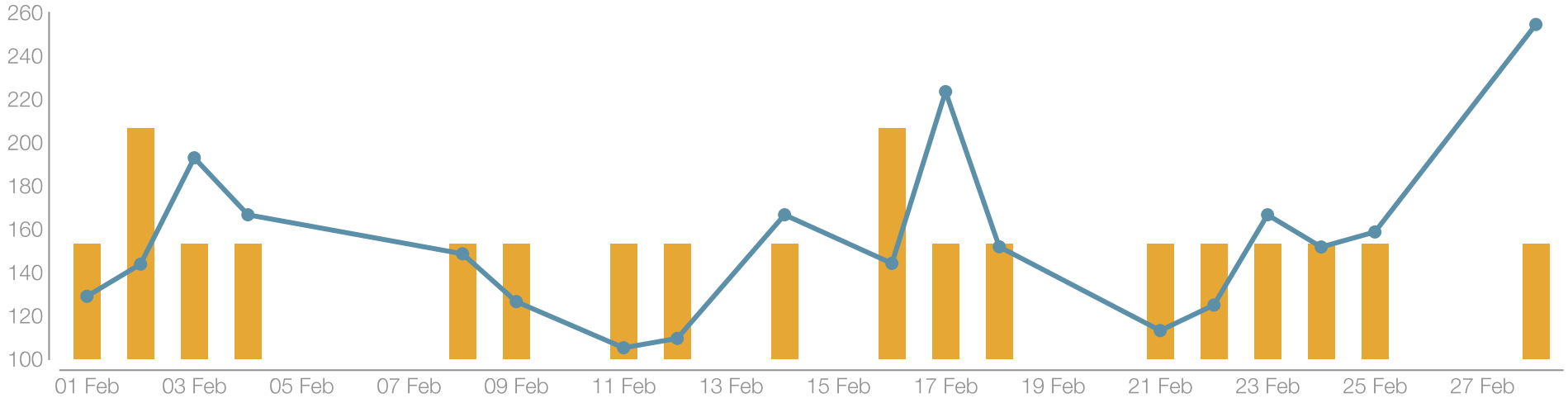

01 Feb - 28 Feb

Interactions

windcrestedc

188	17	3	208
-1.57%	-26.09%	+200%	-3.26%
Likes	Comments	Saved	Interactions

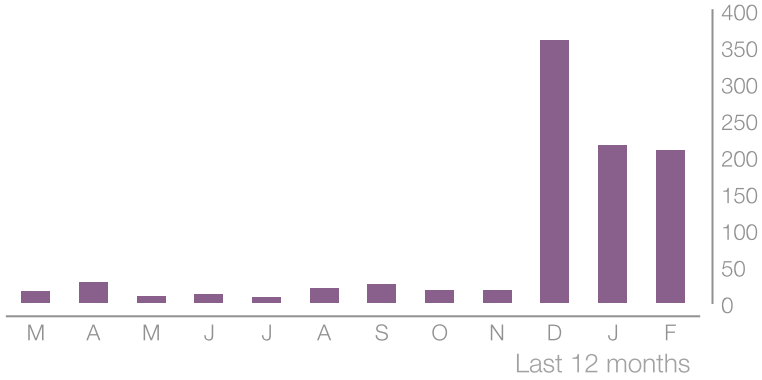

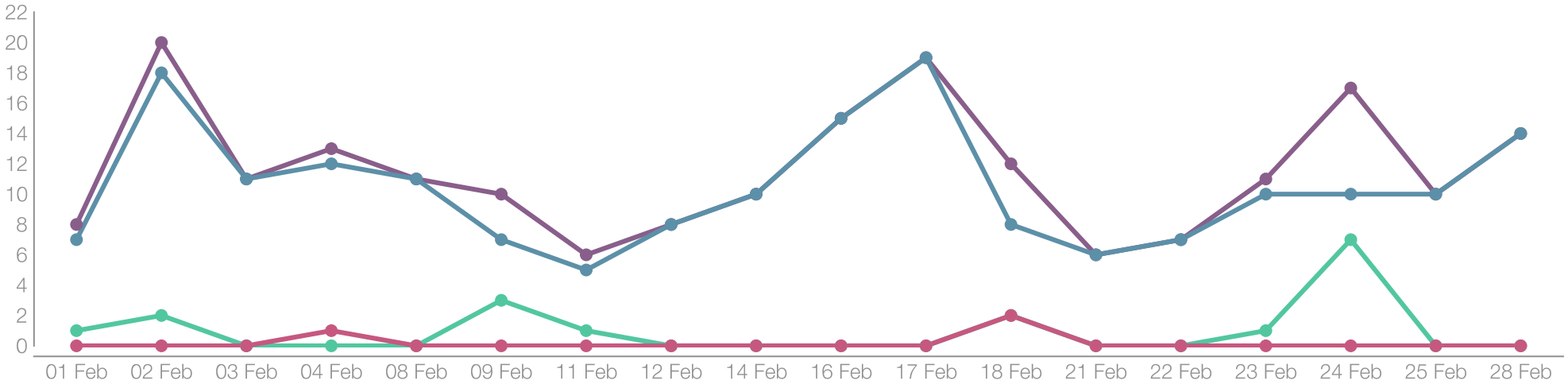

01 Feb - 28 Feb

Kee Hart Marketing
Leverage social media for your B2C brand

Ranking of posts

windcrestedc

Showing 20 posts sorted by engagement.

Published		Text		Impressions	Likes	Saved	Comments	Reach	Engagement
28 Feb 2022 16:01		Did you know: The sun shines 300 days a ye...	Go	62	14	0	0	55	254.55
02 Feb 2022 14:30		Do you know what the Windcrest EDC does? ...	Go	88	17	0	2	82	231.71
17 Feb 2022 10:01		Got that entrepreneurial bug? Known as the...	Go	89	19	0	0	85	223.53
03 Feb 2022 13:01		There are many reasons the Windcrest commu...	Go	63	11	0	0	57	192.98
23 Feb 2022 10:01		Check out Windcrest Business of the Month:...	Go	75	10	0	1	66	166.67
04 Feb 2022 13:01		It's Thank Your Mailman Day! Do you know y...	Go	88	12	1	0	78	166.67
14 Feb 2022 11:02		Looking for some fun date ideas for Valent...	Go	64	10	0	0	60	166.67
16 Feb 2022 14:01		If you're looking for rodeo boots look no ...	Go	44	7	0	0	42	166.67
25 Feb 2022 09:01		Are you a business in Windcrest? Have you ...	Go	67	10	0	0	63	158.73

01 Feb - 28 Feb

Kee Hart Marketing
Leverage social media for your B2C brand

Published		Text		Impressions	Likes	Saved	Comments	Reach	Engagement
18 Feb 2022 14:01		Have you heard of Alamo Stitchin? Whether ...	Go	87	8	2	2	79	151.90
24 Feb 2022 12:01		Do you know what year the Christmas Light ...	Go	122	10	0	7	112	151.79
08 Feb 2022 09:01		What is there to do in Windcrest? It's eas...	Go	79	11	0	0	74	148.65
01 Feb 2022 13:01		Which one would you choose?? . . . . . #wi...	Go	66	7	0	1	62	129.03
16 Feb 2022 19:01		This is still going on... Can you guess wh...	Go	67	8	0	0	62	129.03
09 Feb 2022 10:01		Today is National Toothache Day! Looking f...	Go	81	7	0	3	79	126.58
22 Feb 2022 15:01		Headed to the rodeo? Windcrest is a great ...	Go	60	7	0	0	56	125.00
21 Feb 2022 14:01		What are some of your favorite black-owned...	Go	53	6	0	0	53	113.21
12 Feb 2022 11:01		GIVEAWAY TIME! Can you guess what loc...	Go	81	8	0	0	73	109.59
11 Feb 2022 14:01		Where are you ordering from for the big ga...	Go	61	5	0	1	57	105.26
02 Feb 2022 10:59			Go	63	1	0	0	57	17.54

01 Feb - 28 Feb

Kee Hart Marketing
Leverage social media for your B2C brand

Ranking of hashtags

windcrestedc

Showing 14 sorted by number of impressions.

	Number Of Posts	Impressions	Likes	Comments
#310	1	75	10	1
#sanantonio	19	73	9	0
#sanantonioblogger	19	73	9	0
#sanantoniobusiness	19	73	9	0
#sanantoniotexas	19	73	9	0
#sanantoniotx	19	73	9	0
#texas	19	73	9	0
#texascountry	19	73	9	0
#texasliving	19	73	9	0
#texasstyle	19	73	9	0

01 Feb - 28 Feb

Kee Hart Marketing
Leverage social media for your B2C brand

	Number Of Posts	Impressions	Likes	Comments
#visittexas	19	73	9	0
#windcrest	19	73	9	0
#windcresttexas	19	73	9	0
#windcresttx	19	73	9	0

01 Feb - 28 Feb

Kee Hart Marketing
Leverage social media for your B2C brand

Stories

windcrestedc

1,646	25.42	64
-15.76%	-9.3%	-7.25%
Impressions	Avg reach per Story	Stories

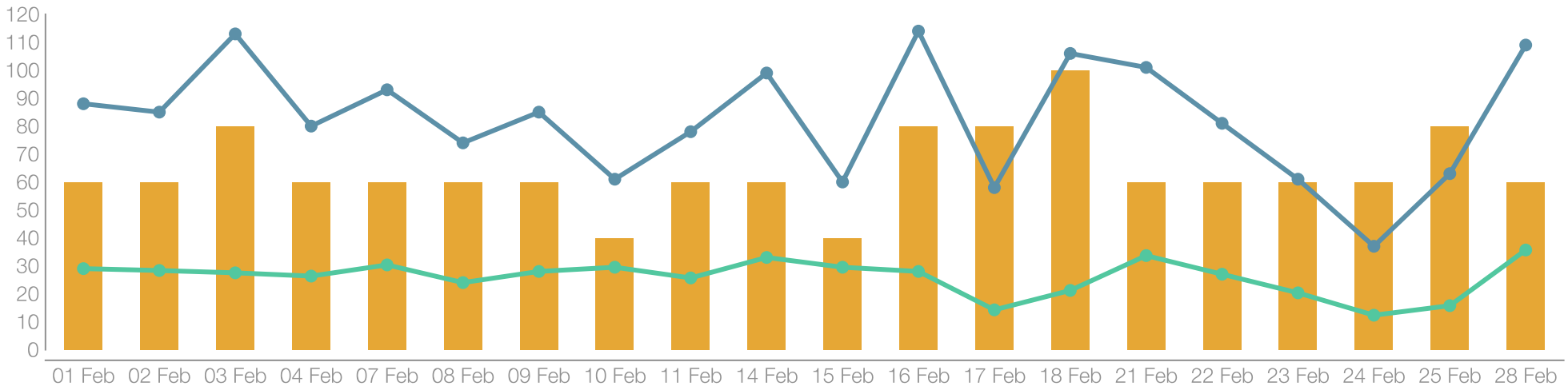

01 Feb - 28 Feb

Kee Hart Marketing
Leverage social media for your B2C brand

Ranking of stories

windcrestedc

Showing 20 sorted by number of impressions.

	Published	Impressions	Reach	Replies	Tap Back	Tap Forward	Exits
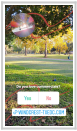 #windcrest #windcresttx #windcresttexas #sanantonioblogger #sanantoniobusines...	Feb 28, 2022 7:04 AM	42	42	0	1	28	8
#windcrest #windcresttx #windcresttexas #sanantonioblogger #sanantoniobusines...	Feb 21, 2022 7:06 AM	40	40	0	0	23	5
#windcrest #windcresttx #windcresttexas #sanantonioblogger #sanantoniobusines...	Feb 14, 2022 7:03 AM	38	38	0	0	25	7
#windcrest #windcresttx #windcresttexas #sanantonioblogger #sanantoniobusines...	Feb 28, 2022 7:04 AM	37	36	0	2	25	6
#windcrest #windcresttx #windcresttexas #sanantonioblogger #sanantoniobusines...	Feb 16, 2022 8:06 AM	36	36	0	1	28	3
#windcrest #windcresttx #windcresttexas #sanantonioblogger #sanantoniobusines...	Feb 21, 2022 7:06 AM	35	35	0	1	20	13

01 Feb - 28 Feb

Kee Hart Marketing
Leverage social media for your B2C brand

		Published	Impressions	Reach	Replies	Tap Back	Tap Forward	Exits
	#windcrest #windcresttx #windcresttexas #sanantonioblogger #sanantoniobusines...	Feb 7, 2022 7:27 AM	34	34	0	1	21	6
	#windcrest #windcresttx #windcresttexas #sanantonioblogger #sanantoniobusines...	Feb 14, 2022 7:04 AM	34	34	0	2	23	4
	#windcrest #windcresttx #windcresttexas #sanantonioblogger #sanantoniobusines...	Feb 1, 2022 7:20 AM	33	33	0	0	27	2
	#windcrest #windcresttx #windcresttexas #sanantonioblogger #sanantoniobusines...	Feb 3, 2022 8:22 AM	33	31	0	0	21	8
	#windcrest #windcresttx #windcresttexas #sanantonioblogger #sanantoniobusines...	Feb 15, 2022 9:15 AM	33	32	0	1	20	6
	#windcrest #windcresttx #windcresttexas #sanantonioblogger #sanantoniobusines...	Feb 7, 2022 7:27 AM	32	31	0	1	24	3
	#windcrest #windcresttx #windcresttexas #sanantonioblogger #sanantoniobusines...	Feb 11, 2022 7:32 AM	32	31	0	2	23	5
	#windcrest #windcresttx #windcresttexas #sanantonioblogger #sanantoniobusines...	Feb 16, 2022 8:06 AM	32	32	0	1	21	5

01 Feb - 28 Feb

Kee Hart Marketing
Leverage social media for your B2C brand

		Published	Impressions	Reach	Replies	Tap Back	Tap Forward	Exits
	#windcrest #windcresttx #windcresttexas #sanantonioblogger #sanantoniobusines...	Feb 10, 2022 8:46 AM	31	30	0	0	25	1
		Feb 2, 2022 7:33 AM	30	30	0	2	21	3
	#windcrest #windcresttx #windcresttexas #sanantonioblogger #sanantoniobusines...	Feb 4, 2022 8:38 AM	30	30	0	1	21	4
	#windcrest #windcresttx #windcresttexas #sanantonioblogger #sanantoniobusines...	Feb 9, 2022 1:20 PM	30	30	0	3	16	7
	#windcrest #windcresttx #windcresttexas #sanantonioblogger #sanantoniobusines...	Feb 10, 2022 8:47 AM	30	29	0	4	23	3
	#windcrest #windcresttx #windcresttexas #sanantonioblogger #sanantoniobusines...	Feb 18, 2022 8:42 AM	30	30	0	0	16	6

01 Feb - 28 Feb

Kee Hart Marketing
Leverage social media for your B2C brand

Views

Windcrestedc

3,762	12
+7.3%	+0%
Views	Videos

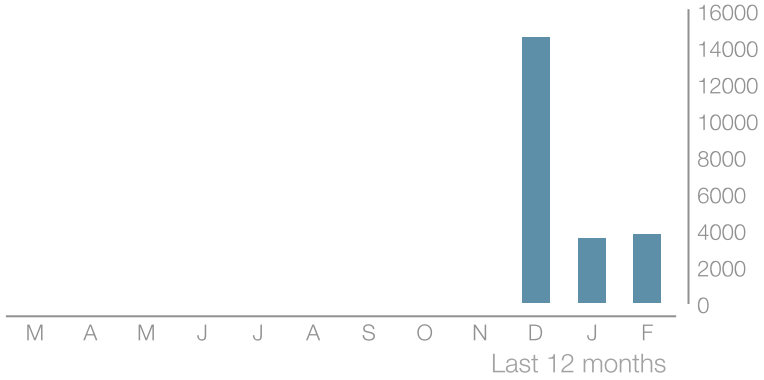

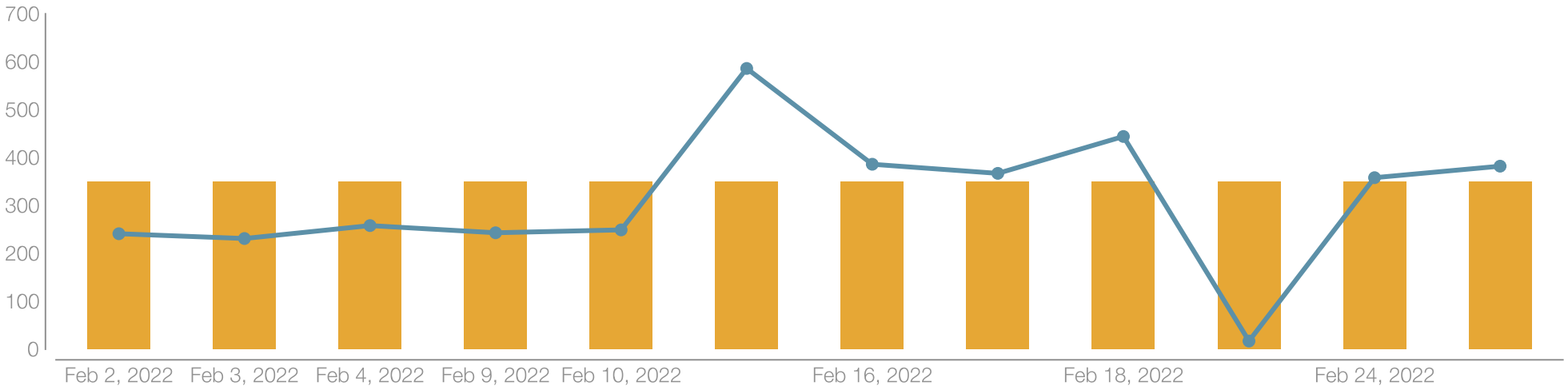

01 Feb - 28 Feb

Interactions

Windcrestedc

34	31	1	2
-20.93%	-18.42%	+0%	-50%
Interactions	Likes	Comments	Shares

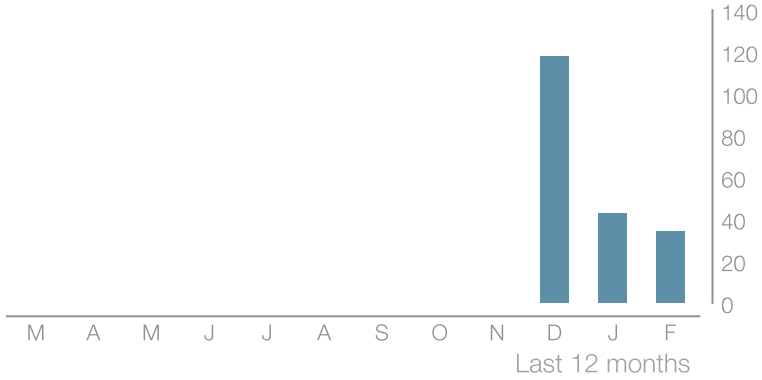

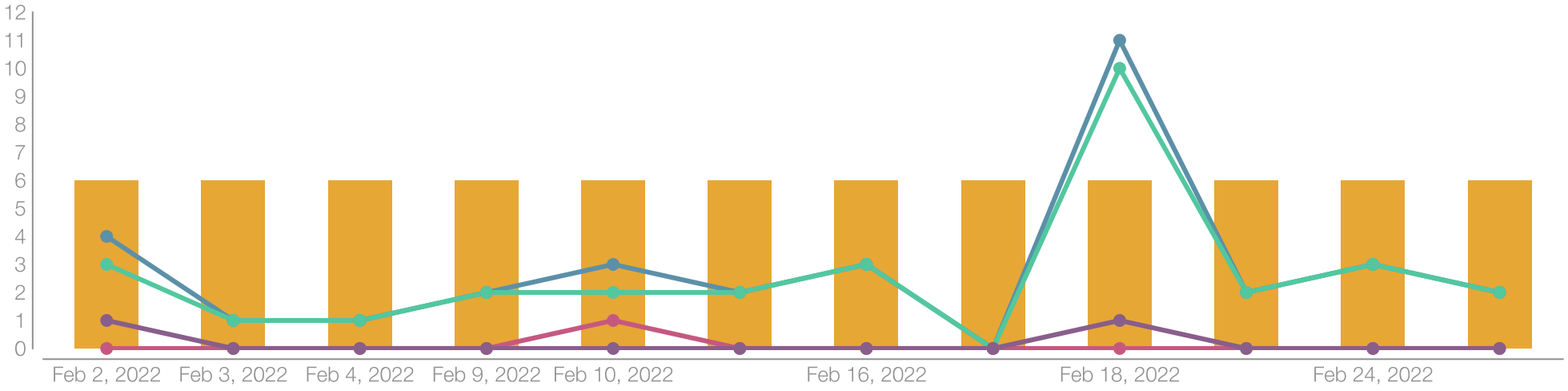

01 Feb - 28 Feb

Kee Hart Marketing
Leverage social media for your B2C brand

Ranking of videos

Windcrestedc

Showing 12 posts sorted by Views

Published		Text		Views	Likes	Comments	Shares	Duration
Feb 10, 2022 8:12 PM		Come to a place that can do both #windcrest #...	Go	586	2	0	0	0m7s
Feb 17, 2022 8:37 PM		One of San Antonio and Windcrest's best kept se...	Go	444	10	0	1	0m15s
Feb 15, 2022 9:07 PM		#duet with @sarodeo Who else is excited for thi...	Go	386	3	0	0	0m14s
Feb 24, 2022 8:02 PM		Windcrest takes pride in supporting our local b...	Go	382	2	0	0	0m7s
Feb 16, 2022 10:03 PM		Trying to grow your online presence? Check out ...	Go	367	0	0	0	0m35s
Feb 23, 2022 10:16 PM		Grow out loud with our business of the month! #...	Go	358	3	0	0	0m56s

01 Feb - 28 Feb

Kee Hart Marketing
Leverage social media for your B2C brand

Published		Text		Views	Likes	Comments	Shares	Duration
Feb 3, 2022 8:50 PM		They even serve breakfast if you get there earl...	Go	258	1	0	0	0m13s
Feb 9, 2022 8:52 PM		Let’s not forget… They have a drive-thru!! #...	Go	249	2	1	0	0m14s
Feb 8, 2022 8:23 PM		Can’t go wrong with worlds famous #windcrest ...	Go	243	2	0	0	0m7s
Feb 1, 2022 8:19 PM		Cant forget about our Board Members! #windcrest...	Go	241	3	0	1	0m11s
Feb 2, 2022 8:44 PM		We look good don’t we #windcrest #sanantonio...	Go	231	1	0	0	0m10s
Feb 22, 2022 9:19 PM		#duet with @sarodeo It’s the last week of the r...	Go	17	2	0	0	0m16s

01 Feb - 28 Feb

Kee Hart Marketing
Leverage social media for your B2C brand

Office of City Secretary

Department Head Report for the month of February 2022

March 21, 2022

Contracted Inspections

- **Permit Inspections: 55**
- **Health Inspections: 18**
- **Plan Reviews: 8**
- **Fire Inspections/Consults: 58**
  - Permit Division: 2
  - Fire Department : 56

Building Permits

- **45 - Permits Issued**
- **$ 8,126.60 - Total Payments**

Public Information Requests

- **28 requests received**
  - 22 WPD
  - 6 OCS/Permits Division

MPN Permit Volume

February 2022
Generated: 3/17/2022

Permit Volume Summary

This report counts permit <u>fees</u> that are:

- *Within the selected Date range (based on when the fee is added to a project)*
- *Not considered an "Additional Fee" (only counts fees that are considered "permit fees")*
- *Not within projects that have been voided (voided projects are not counted towards permit volume total)*

Project Numbers hyperlink to the project page

Monthly Permit Volume by Jurisdiction

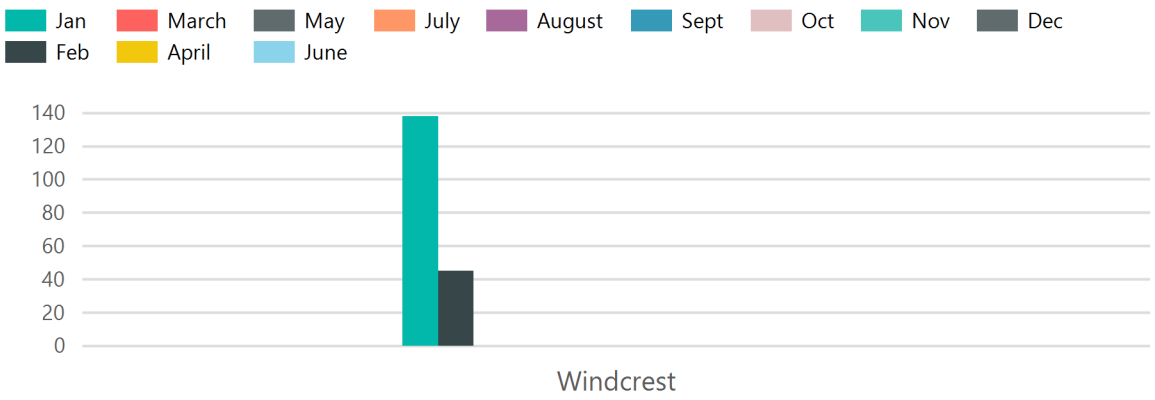

Jurisdiction	Jan	Feb	March	April	May	June	July	August	Sept	Oct	Nov	Dec	Year Total
Windcrest, TX	138	45	0	0	0	0	0	0	0	0	0	0	183
Totals:	**138**	**45**	**0**	**0**	**0**	**0**	**0**	**0**	**0**	**0**	**0**	**0**	**183**

MPN Permit Volume

December 2021
Generated: 3/17/2022

Permit Volume Summary

This report counts permit <u>fees</u> that are:

- *Within the selected Date range (based on when the fee is added to a project)*
- *Not considered an "Additional Fee" (only counts fees that are considered "permit fees")*
- *Not within projects that have been voided (voided projects are not counted towards permit volume total)*

Project Numbers hyperlink to the project page

Monthly Permit Volume by Jurisdiction

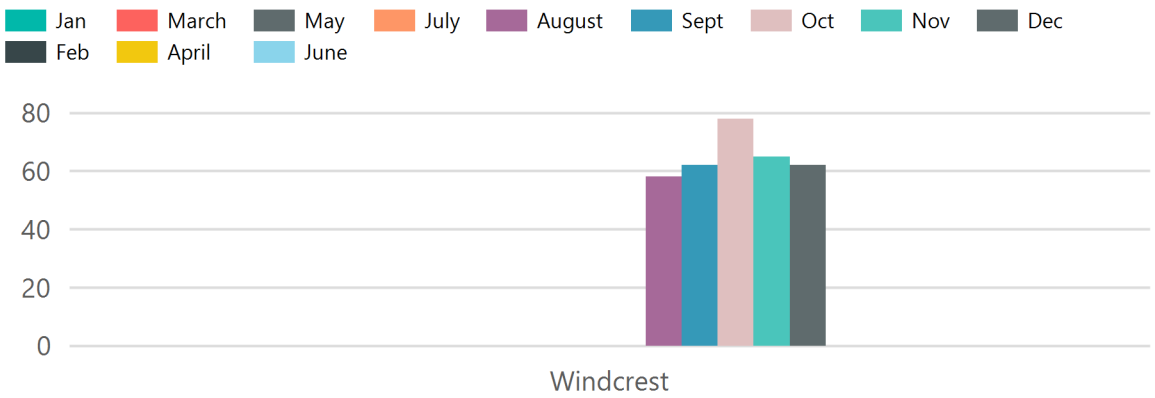

Jurisdiction	Jan	Feb	March	April	May	June	July	August	Sept	Oct	Nov	Dec	Year Total
Windcrest, TX	0	0	0	0	0	0	0	58	62	78	65	62	325
Totals:	**0**	**0**	**0**	**0**	**0**	**0**	**0**	**58**	**62**	**78**	**65**	**62**	**325**

Windcrest Contract Postal Unit

Item Summary

2/1/2022 to 2/28/2022

Department	Item Name	Qty Sold	Ext Price
007 Forever Stamps	Purple Heart Stamp	1,195	693.12
007 Forever Stamps	Book of Flags	252	2,923.20
007 Forever Stamps	Flag Coil	13	754
007 Forever Stamps		**1,460**	**4,370.32**
110 Meter Postage	Express Mail	1	10.97
110 Meter Postage	Certified Mail	19	71.25
110 Meter Postage	Large Flat Rate	39	838.5
110 Meter Postage	Retail Parcel Post	179	941.68
110 Meter Postage	Certified Return Receipt ONLY	69	469.2
110 Meter Postage	Certified w /Postage	88	405.56
110 Meter Postage	Media Mail	23	108.65
110 Meter Postage	Retail Ground	144	1,741.34
110 Meter Postage	Express Flat Rate Padded Mailer	2	55
110 Meter Postage	First Class Letter	9	9.74
110 Meter Postage	Padded Flat Rate Mailer	39	376.35
110 Meter Postage	Express Flat Rate Envelope	17	458.15
110 Meter Postage	Medium Flat Rate	51	821.1
110 Meter Postage	First Class Flat	171	309.39
110 Meter Postage	Priority Flat Rate Envelope	76	680.2
110 Meter Postage	Small Flat Rate	19	179.55
110 Meter Postage	.53 First Class Letter	606	321.18
110 Meter Postage	Insurance	13	62.25
110 Meter Postage	Priority Mail	98	1,304.53
110 Meter Postage		**1,663**	**9,164.59**
		3,123	**13,534.91**
	Total Customers: 1054		

February Post Office Sales

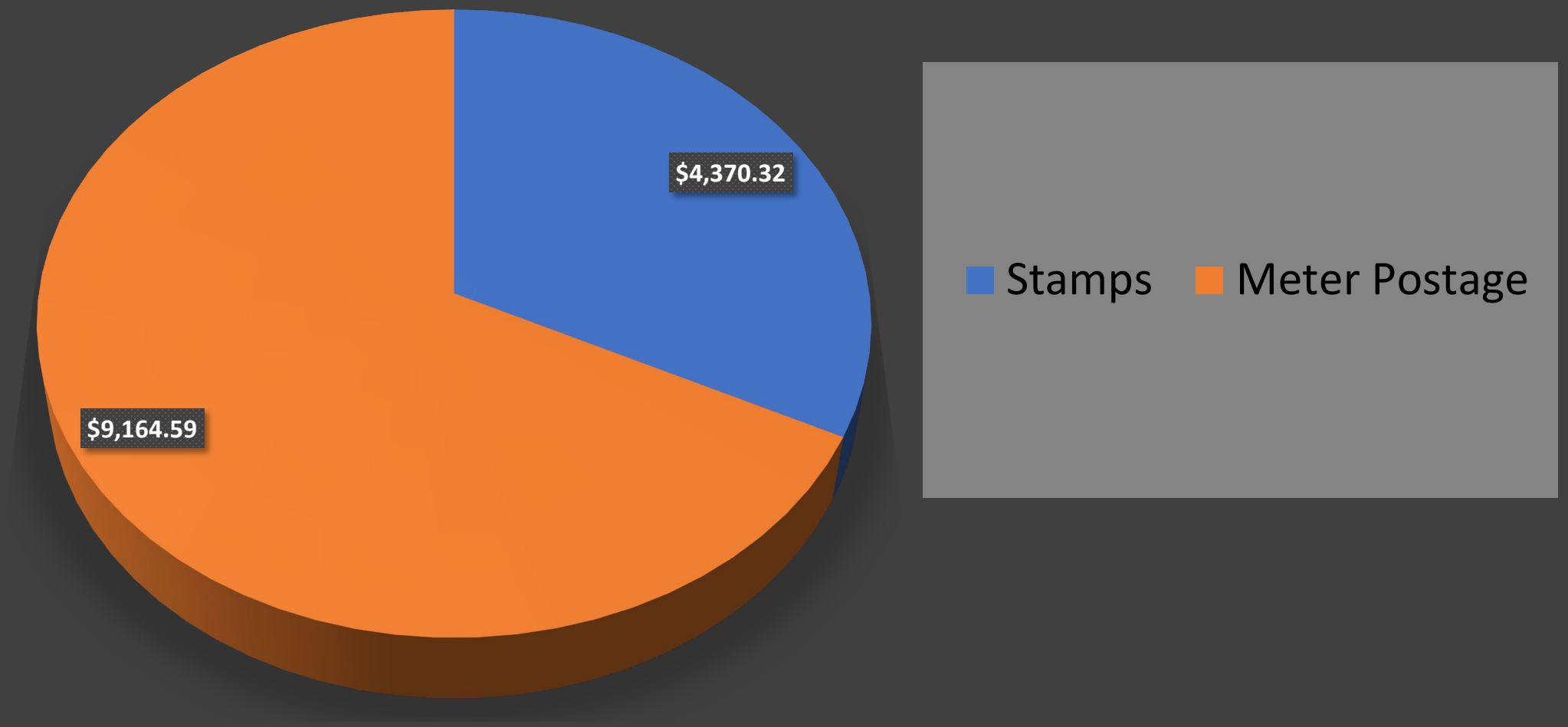

Monthly Sales FY 21/22

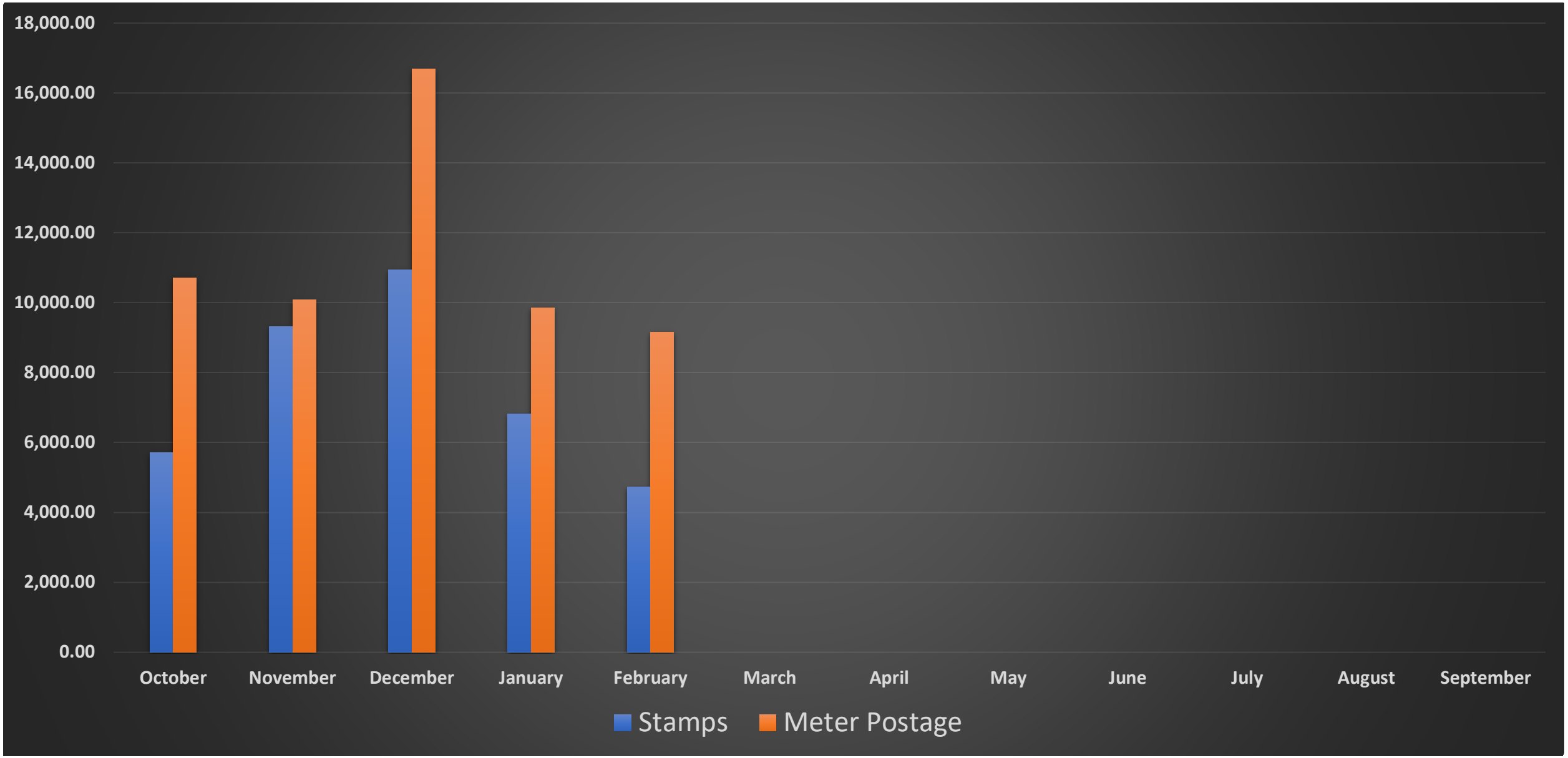

FY 20/21 vs FY 21/22

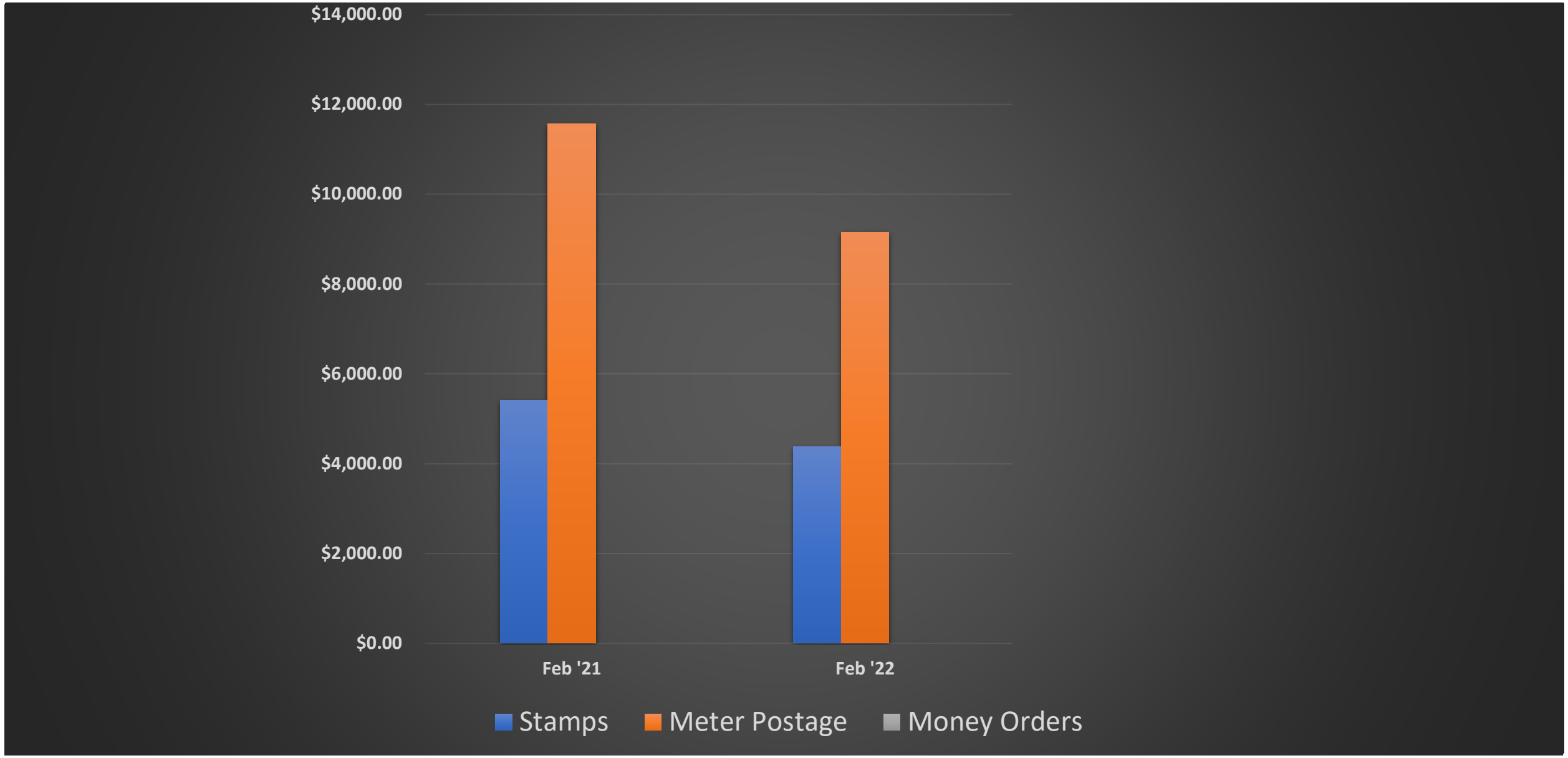

January and February 2022

Civic Center Report

Resident	Non-Resident	Deposit	Sound System	Security	Cleaning	Linens	Refunds
$1850	$3500	$1400	$300	$840	$800	$550	$1380*

Number of City Events 6

Church Rental fees.....$1050

Civic Groups.....$250

Total income $10540

Net income after refunds and Security $8320

*$100 deposit forfeited

*$80 Cancelation (deposit collected prior to January)

Respectively Summitted,

Elizabeth Dick

WINDCREST, TEXAS

Monthly Finance Report
January 2022

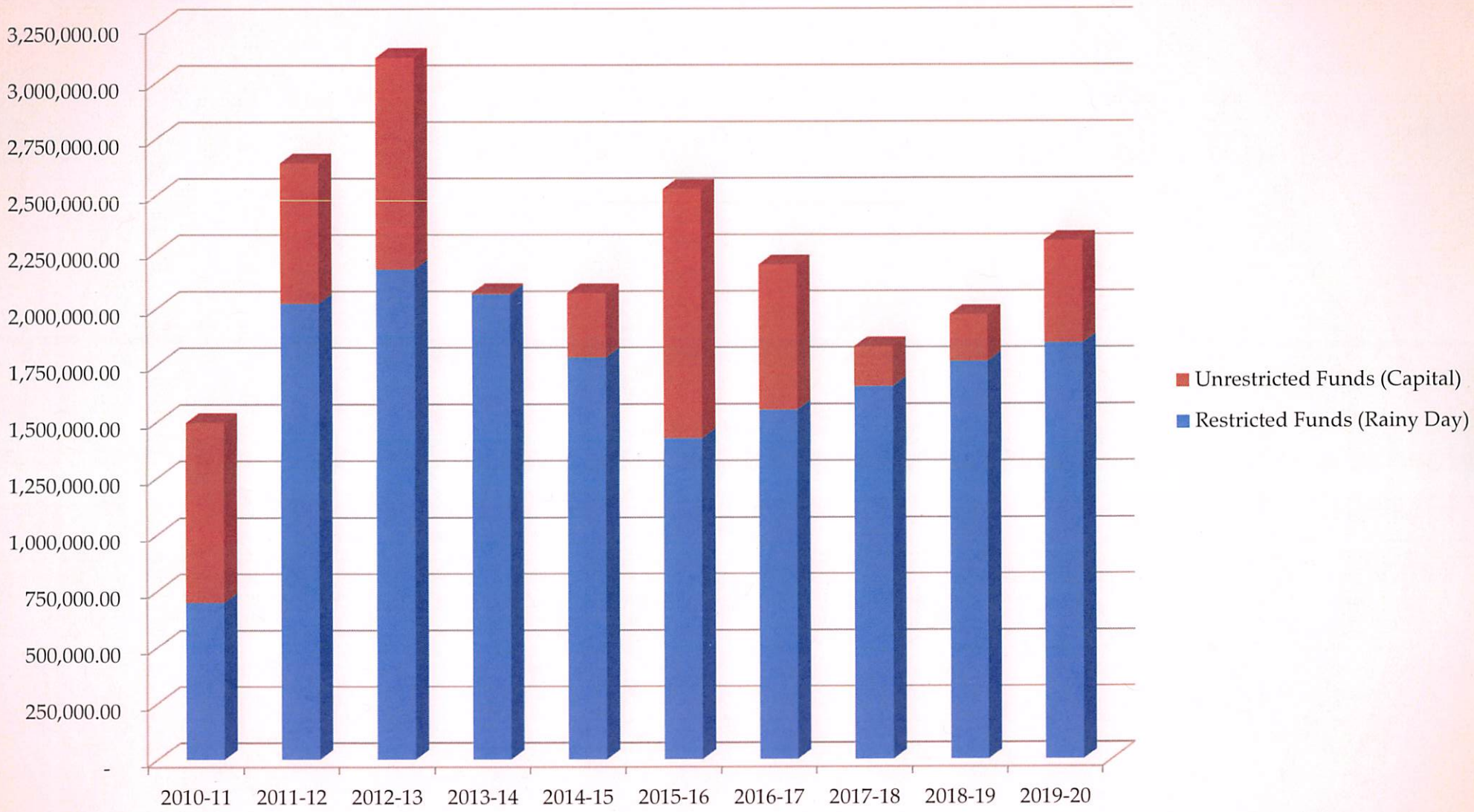

Fund Balance

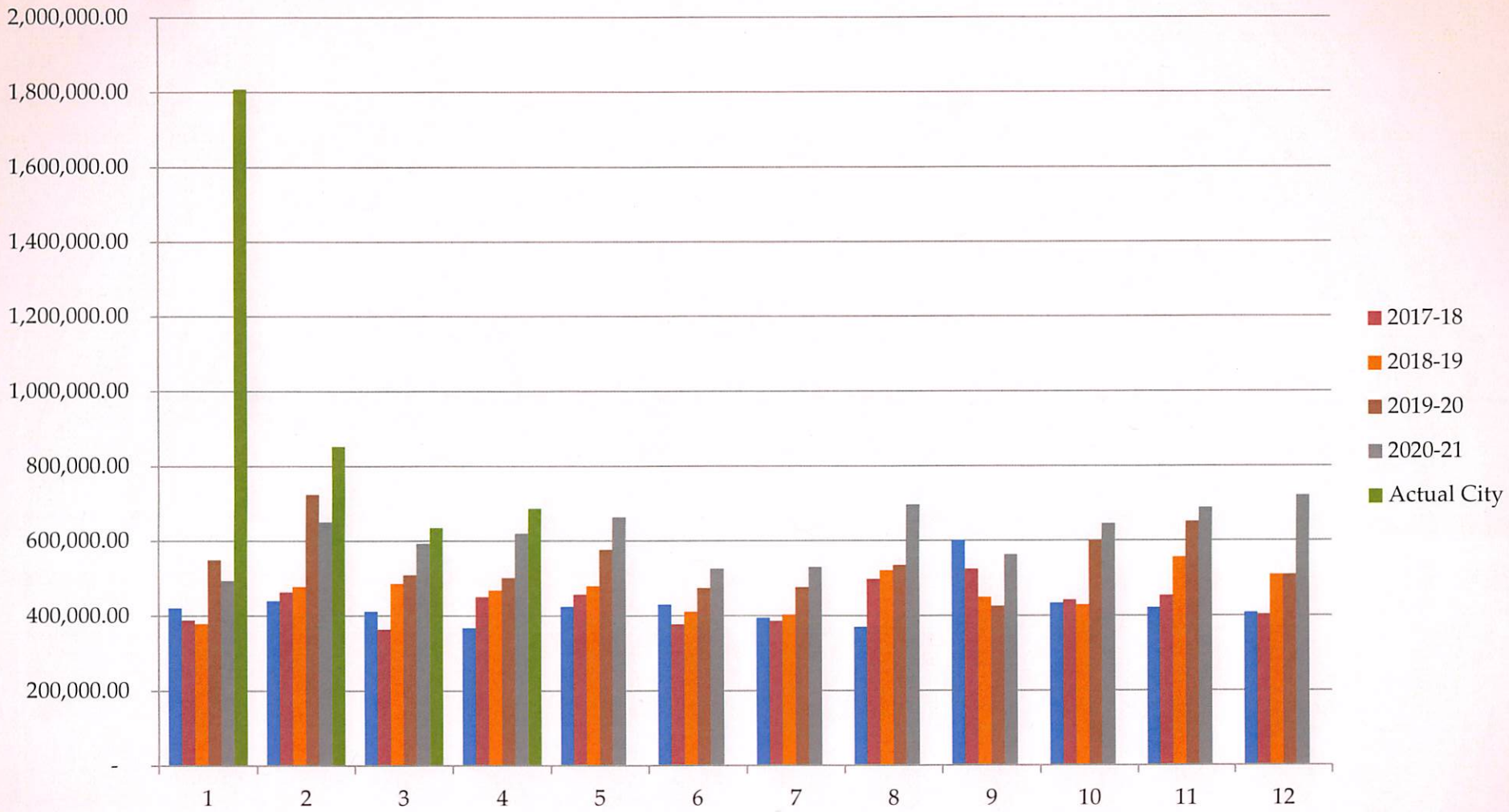

City of Windcrest
Total Sales Tax

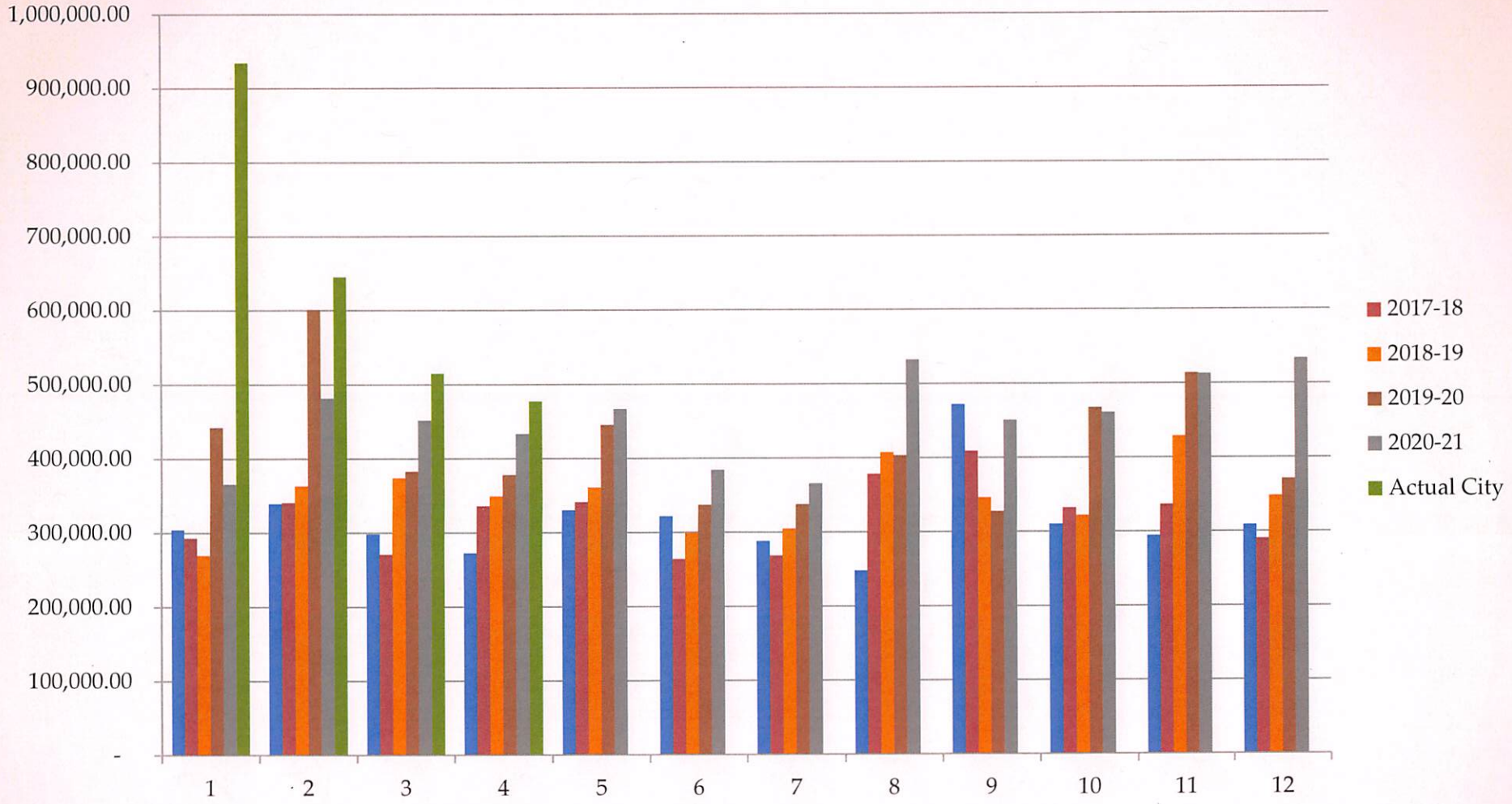

City of Windcrest

Sales Tax less SA Annexation

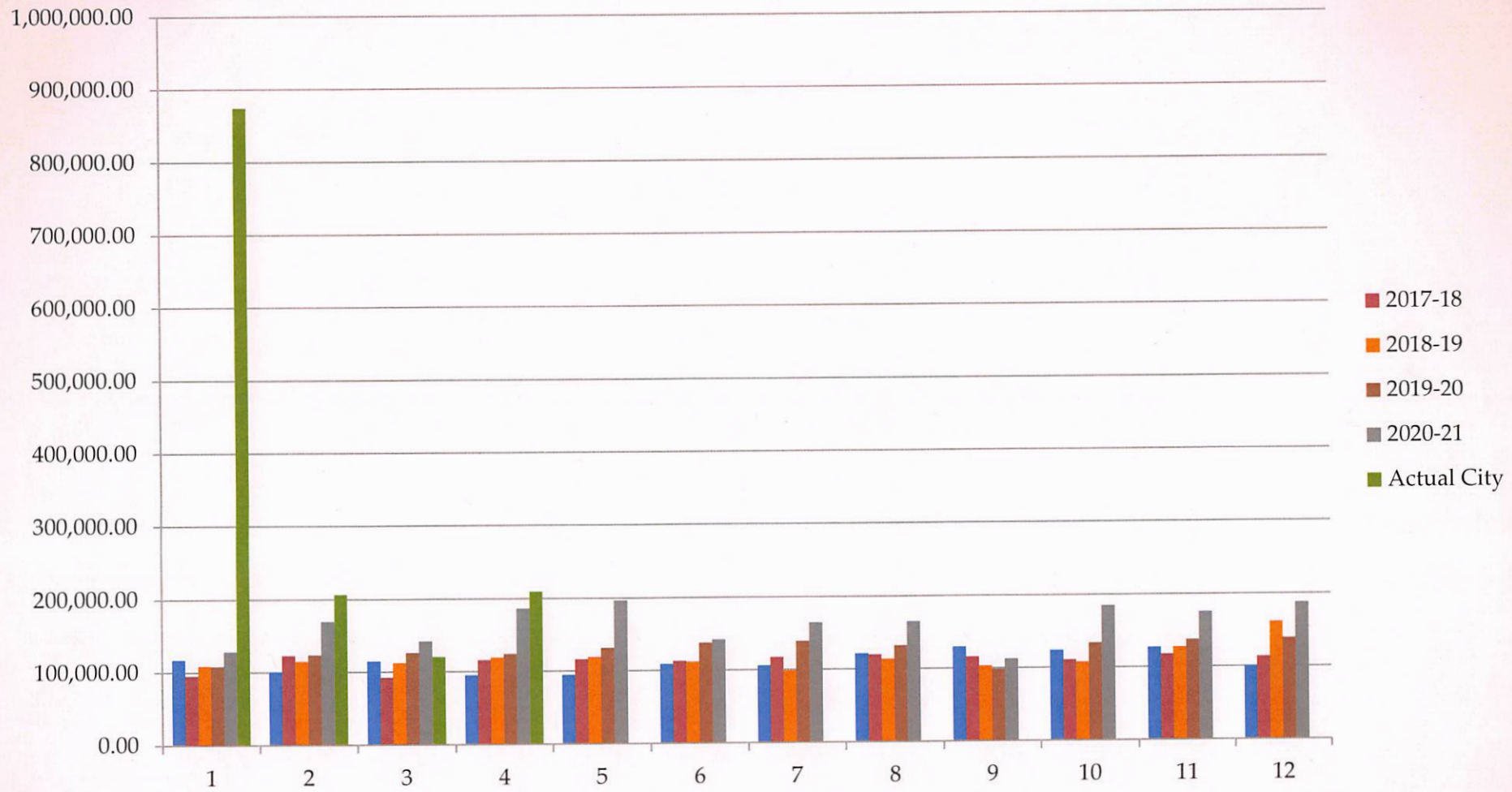

City of Windcrest

Windcrest's Portion of SA Annexation

Fund	YTD Revenues	YTD Expenditures	Current Cash Balance
General	$3,088,305.94	$2,897,898.75	$761,350.13
Garbage	$692,473.30	$270,819.88	$27,406.39
Asset Seizure - Federal	$0.00	$0.00	$359.98
County Fire Contribution	$0.00	$0.00	$3,946.07
School Crossing Guard	$1,567.43	$422.119	$14,615.42
Police Donations	$13,780.04	$0.00	$1,699.16
Asset Seizure - State	$0.00	$0.00	$398.32
Police Education Training	$0.08	$0.00	$2,971.18
Economic Development Corporation	n/a	n/a	$1,088,154.74
Court Technology	$6,553.31	$6,432.12	$21,607.98
Court Building Security	$6,137.33	$8,655.00	$734.11
Hotel / Motel Tax	$67,960.34	$0.00	$214,761.39
Debt Service	$557,331.70	$0.00	$0.03
WCCPD	$253,698.89	$448,870.04	$634,487.70
Capital Projects – Streets	$171,623.01	$7,199.75	$44,106.95
Public, Education & Government	$0.00	$0.00	$0.00
2019 Series A	$117.52	$0.00	3,875,069.70
2019 series B	$0.00	$0.00	**0.00**
Pooled Cash			**$5,366,466.37**
Total Cash (Excluding EDC)			**$10,969,980.88**

Finance Department
Momorandum

Subject: Unaudited Monthly Financial Report-Month ended January 31, 2022

Attached please find the Unaudited Monthly financial reports. This cover memo will highlight unusual events or variances related to the report period. Unaudited reports are prepared monthly to provide relevant financial information throughout the fiscal year, until the Annual Comprehensive Financial Report is prepared at the end of each accounting period.

Highlights for this reporting period are:

-The monthly financial report is prepared subsequent to the 2nd Council Meeting of the following month.

- Because various revenues are 30-60 days behind, January's revenues do not reflect all cumulative revenues such as the Sales Tax and other miscellaneous types. January's Sales Tax (January's Economic activity), for example, will not be received until the end of March 2022.

-As of January 31, 2022, the City has $10,969,981 in its cash portfolio, of which $150,971 is invested in TexPool and had a yield of 0.04%. The remaining funds are invested at Frost Bank in various accounst and had a yield of 0.01% in the month of January 31 2022.

-Year-to-Date General Fund budget completed: 33.33%

-Special Services Department budget completed: 51.31%
-Contract Services Department budget completed: 86.50%
-Tech Support Department budget completed: 34.11%
-Capital Department budget completed: 53.37%

-Year-to-date revenues (35.95%) and expenses (36.05%) for the general fund are shown in a comparative chart below through the month ending January 31st for the most current 5 years. The differences in revenues and expenses are due to the specifics of that year's situation and timing and does not reflect any shortfall of revenues or excess spending.

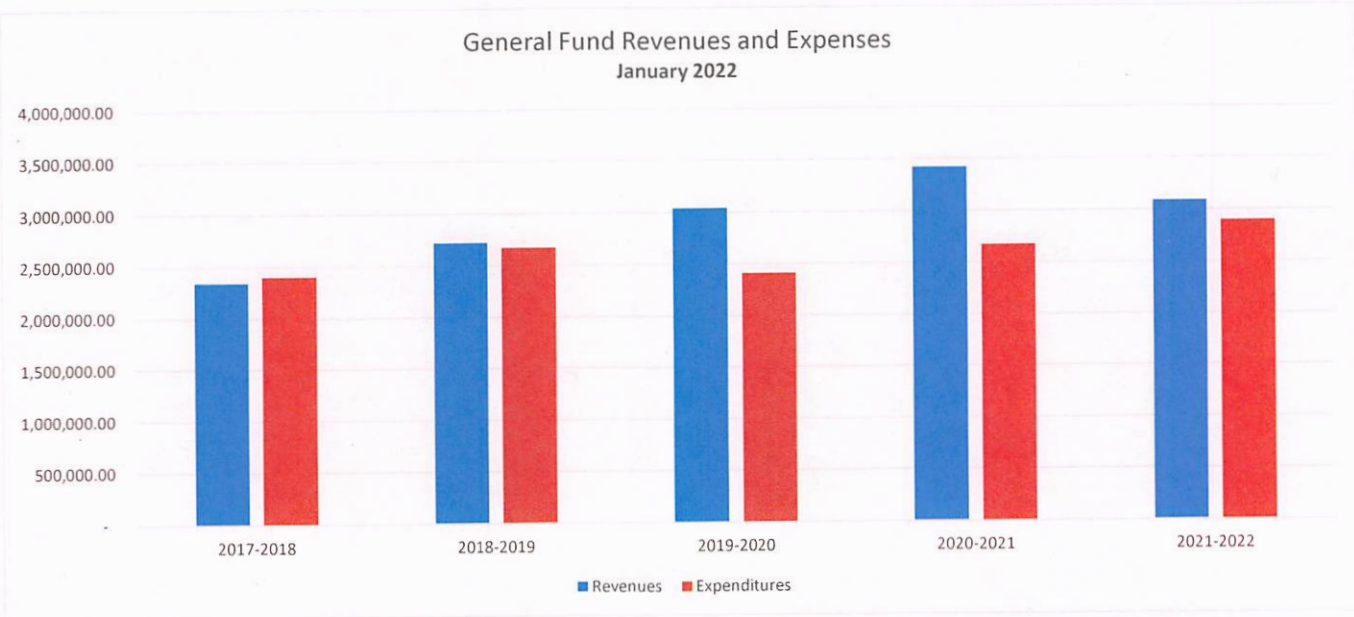

The financial statements are for management use only and are subject to change. The financial statements presented are done so on a modified accrual basis and are subject to change at year end (September 30) when additional information is made available and financial adjustments are completed.

Monthly Financial Report (MFR) as of January 31, 2022

Table of Contents

Treasurer's Report

Bank Account Summary

Sales Tax Graphs
- Total City of Windcrest Sales Tax
- City of Windcrest Sales Tax - SA Annexation
- Sales tax associated with the SA Annexation

General Fund:
- Balance Sheet, Financial Statement Summary and Financial Statement Summary

Garbage Fund:
- Balance Sheet, Financial Statement Summary and Financial Statement Summary

Economic Development Corporation:
- Balance Sheet, Financial Statement Summary and Financial Statement Summary

Hotel Motel Fund:
- Balance Sheet, Financial Statement Summary and Financial Statement Summary

Debt Service Fund:
- Balance Sheet, Financial Statement Summary and Financial Statement Summary

Windcrest Crime Control & Prevention District Fund:
- Balance Sheet, Financial Statement Summary and Financial Statement Summary

Capital Projects Street Fund:
- Balance Sheet, Financial Statement Summary and Financial Statement Summary

2019 Series A Fund:
- Balance Sheet, Financial Statement Summary and Financial Statement Summary

2019 Series B Fund:
- Balance Sheet, Financial Statement Summary and Financial Statement Summary

Summary of Total Assets in Non-Major Funds:

Asset Seizure Fund - Federal	$	360
County Fire Contribution	$	-
School Crossing Guard	$	14,615
Police Donations	$	1,699
Asset Seizure Fund - State	$	398
Police Education Training Fund	$	2,971
Court Technology Fund	$	21,608
Court Building Security Fund	$	734

January 31, 2022

1/31/2022

Treasurer's Report to Council Members:

The following summary and attached report is the monthly financial report for January 2022
This report covers 33.33% of the current fiscal year. If you would like additional detail to support the report, it is available at the City Manager's office.

	Current Month	Prior Year	Current Y.T.D.	Prior Y.T.D.	Y.T.D. % to Budget
General Fund:					
Income (1)	$ 1,245,454	$ 894,226	$ 3,088,306	$ 3,406,146	35.95%
Expenditures (2)	$ 1,135,862	$ 920,432	$ 2,897,899	$ 2,792,622	36.05%
Net	$ 109,592	$ (26,206)	$ 190,407	$ 613,524	
Garbage Fund:					
Income	$ 132,229	$ 50,956	$ 692,473	$ 566,751	36.96%
Expenditures	$ 18,409	$ 130,326	$ 270,820	$ 390,744	14.48%
	$ 113,820	$ (79,369)	$ 421,653	$ 176,007	
Debt Service Fund:					
Income	$ 459,214	$ -	$ 557,332	$ -	
Transfers In	$ -	$ -	$ -	$ -	
Expenditures	$ -	$ -	$ -	$ -	
Net	$ 459,214	$ -	$ 557,332	$ -	
Capital Projects Fund:					
Income	$ 80,865	$ 68,269	$ 171,623	$ 152,979	
Expenditures	$ -	$ 114,101	$ 7,200	$ 826,488	
Transfers Out	$ -	$ -	$ -	$ -	
Net	$ 80,865	$ (45,832)	$ 164,423	$ (673,509)	
2019 Series A					
Income	$ 30	$ 41	$ 118	$ 175	
Expenditures	$ -	$ 240,411	$ -	$ 991,358	
Transfers Out	$ -	$ -			
Net	$ 30	$ (240,369)	$ 118	$ (991,183)	
Total Funds:					
Income	$ 1,917,792	$ 1,013,492	$ 4,509,851	$ 4,126,050	
Expenditures	$ 1,154,271	$ 1,405,269	$ 3,175,918	$ 5,001,212	
Transfers In / (Out)	$ -	$ -	$ -	$ -	
Net All Funds	$ 763,521	$ (391,777)	$ 1,333,933	$ (875,161)	
Sales Tax Collections (Actual Received):					
Crime Control District	$ 98,111	$ 86,739	$ 569,742	$ 334,358	
EDC	$ 98,075	$ 88,517	$ 568,985	$ 336,700	
General Fund	$ 292,299	$ 354,069	$ 2,175,939	$ 1,346,801	
Ad Valorem Tax Offset	$ 98,075	$ 88,517	$ 568,985	$ 336,700	
For Street Maintenance	$ 98,075	$ 88,517	$ 568,985	$ 336,700	
Net Sales Tax	**$ 684,634**	**$ 706,360**	**$ 4,452,635**	**$ 2,691,260**	
Annexed Area to S.A.	$ (209,650)	$ (186,481)	$ (1,411,334)	$ (625,904)	

We recommend that this Treasurer's Report be approved.

Respectfully Submitted,

Natalia Witmer/Rafael Castillo Jr.
Mun. Finance Officer/ City Manager

CITY OF WINDCREST FINANCE SUMMARY
For the Period Ending January 2022

		Account	Interest Rate
Frost Bank Accounts:			
Pooled Checking	$	5,366,466	0.01%
General Fund Money Market	$	608,931	0.01%
General Fund Development Escrow	$	-	
General Fund Certificate of Deposit	$	25,000	0.20%
Garbage Fund Checking	$	26,497	0.01%
Garbage Fund Money Market	$	477	0.01%
Debt Service Fund	$	0	0.01%
Capital Projects Street Fund	$	24,933	0.01%
Hotel/Motel Occupancy Tax Fund	$	214,761	0.01%
Windcrest Crime Control & Prevention Dist. Fund	$	634,488	0.01%
Asset Forfeiture/Seizure Savings (Federal)	$	360	0.01%
School Crossing Guard Savings	$	14,615	0.01%
Police Donation Savings	$	1,699	0.01%
Asset Forfeiture/Seizure Savings (State)	$	398	0.01%
Police Education/Training Savings	$	2,971	0.01%
Municipal Court Technology Fund	$	21,608	0.01%
Municipal Court Building Security Fund	$	734	0.01%
2019 Series A	$	3,875,070	0.01%
2019 Series B	$	-	0.01%
Total - Frost National Bank	**$**	**10,819,010**	
INVESTMENTS:			
Texpool (breakout by fund on following page)	$	140,109	0.0400%
Texpool for Streets	$	10,862	0.0400%
Total TexPool	**$**	**150,971**	
TOTAL ALL FUNDS	**$**	**10,969,981**	

Texpool Breakout by Fund

Fund #	Fund Name	Balance 1/31/2022
1	General Fund	127,419.17
2	Garbage	432.15
17	Debt Service	-
19	Capital Project Street	8,312.08
13	Economic Dev. Fund	-
5	County Fire Contribution	3,946.07
9	Asset Seizure Fund - State	-
	Total	140,109.47

01 -GENERAL FUND

ACCOUNT #	ACCOUNT DESCRIPTION	BALANCE
ASSETS		
======		
01-1100	CASH - FROST OPERATING	(224.29)
01-1102	CLAIM ON CASH	3,791,349.71
01-1105	SAVINGS	608,930.96
01-1110	PETTY CASH	1,700.00
01-1111	STORE PETTY CASH	100.00
01-1120	CERT. OF DEPOSIT-RESTRICTED	25,000.00
01-1125	INVESTMENT/TEXPOOL	127,419.17
01-1127	IBC BANK ESCROW	0.00
01-1128	EXPENSE CARD	6,976.81
01-1129	EXPENCE CARD A	1,648.64
01-1130	EXPENCE CARD B	2,779.61
01-1131	EXPENCE CARD C	2,098.53
01-1132	EXPENCE CARD D	2,384.57
01-1133	EXPENCE CARD E	2,046.14
01-1134	EXPENCE CARD F	1,223.44
01-1135	EXPENCE TRAVEL CARD 1	1,250.40
01-1136	EXPENCE TRAVEL CARD 2	918.98
01-1137	EXPENCE TRAVEL CARD 3	1,725.70
01-1138	EXPENCE TRAVEL CARD 4	1,312.99
01-1201	PREPAID INSURANCE	0.00
01-1204	PREPAID SALES TAX	0.00
01-1205	PREPAID EMS SERVICE	0.00
01-1210	PREPAID VOLUNTEER PENSION	0.00
01-1215	PREPAID MAINTENANCE CONTRACTS	0.00
01-1310	DUE FROM GARBAGE FUND	0.00
01-1320	DUE FROM ASSET FORF/SEIZ	0.00
01-1325	DUE FROM S C G FUND	0.00
01-1330	DUE FROM COUNTY FIRE CONT	0.00
01-1335	DUE FROM DARE PROGRAM FN	0.00
01-1340	DUE FROM POLICE DONATION ACCT	0.00
01-1345	DUE FROM ASSET SEIZ/STATE	0.00
01-1350	DUE FROM POLICE TRAINING FUND	0.00
01-1351	DUE FROM ROOSEVELT SCHOLARSHIP	0.00
01-1353	DUE FROM COURT TECH. FUND	0.00
01-1354	DUE FROM COURT BLDG. SEC. FUND	0.00
01-1355	DUE FROM EDC	3,553.43
01-1356	DUE FROM HOTEL/MOTEL TAX FUND	0.00
01-1357	DUE FROM TX TAX NOTES 2002 FUN	0.00
01-1380	DUE FROM WCCPD	0.00
01-1381	DUE FROM TX TAX NOTES 2005	0.00
01-1383	DUE FROM HRA	0.00
01-1501	A/R-ADVALOREM TAXES	68,505.87
01-1504	ALLOWANCE FOR DOUBT -WARRANTS	(288,677.51)
01-1505	ALLOW FOR DOUBTFUL ACCTS	(10,365.63)
01-1510	A/R-SALES TAX	(0.96)
01-1515	A/R-LIQUOR TAX	0.00
01-1562	A/R - GRANT FUNDS	0.00
01-1601	A/R-MISC FEES	6,179.92

01 -GENERAL FUND

ACCOUNT #	ACCOUNT DESCRIPTION	BALANCE		
01-1602	A/R WARRANTS - CITY PORTION	577,355.02		
01-1605	A/R-FRANCHISE	0.01		
01-1608	A/R - UNAPPLIED CREDITS	0.00		
01-1620	A/R-WATER DISTRICT #10	0.00		
01-1635	A/R-MISC. II	0.00		
01-1636	A/R POST OFFICE PETTY CASH	200.00		
			4,935,391.51	
	TOTAL ASSETS			4,935,391.51
LIABILITIES				
01-2200	WAGES PAYABLE	0.00		
01-2205	FED WITHHOLDING	0.00		
01-2210	FICA PAYABLE - EMPLOYER	0.00		
01-2215	FICA PAYABLE - EMPLOYEE	0.00		
01-2220	MEDICARE PAYABLE EMPLOYER	0.00		
01-2225	MEDICARE PAYABLE EMPLOYEE	0.00		
01-2230	TMRS PAYABLE	43,816.37		
01-2235	TWC TAXES PAYABLE	0.00		
01-2240	TRUSTEE PAYABLE	0.00		
01-2242	SEC 457B DEF.COMP. PAYABLE	1,120.00		
01-2245	LIFE INSURANCE PAYABLE	112.57		
01-2246	SHORT TERM DISABILITY	(627.45)		
01-2248	LEGALSHIELD VOL DED	0.00		
01-2250	SUPPLEMENTAL INSURANCE	1,214.04		
01-2251	DEPENDENT DENTAL INSURANCE	(1,206.25)		
01-2252	DEPENDENT VISION INSURANCE	(45.55)		
01-2255	DEP HLTH/OPT LIFE PAYABLE	2,888.66		
01-2256	A/P FSA Med Ded	1,193.00		
01-2257	A/P FSA DEP DED	0.00		
01-2258	DUE TO EWALD TRACTOR	0.00		
01-2259	A/P MISC DED	4,029.85		
01-2310	DUE TO GARBAGE FUND	0.00		
01-2320	DUE TO ASSET FORF/SEIZ FN	0.00		
01-2325	DUE TO S.C.G. FUND	244.70		
01-2330	DUE TO COUNTY FIRE CONTRI	0.00		
01-2335	DUE TO DARE PROGRAM FUND	0.00		
01-2340	DUE TO POLICE DONATION FUND	0.00		
01-2345	DUE TO ASSET SEIZURE/STAT	0.00		
01-2350	DUE TO POLICE TRAINING FUND	0.00		
01-2351	DUE TO ROOSEVELT SCHOLARSHIP	0.00		
01-2353	DUE TO COURT TECHNOLOGY FUND	0.00		
01-2354	DUE TO COURT BLDG SECURITY FUN	0.00		
01-2355	DUE TO EDC FUND	170,924.90		
01-2356	DUE TO HOTEL/MOTEL TAX FUND	0.00		
01-2357	DUE TO TEXAS TAX NOTE FUND	0.00		
01-2358	DUE TO WCC&PD FUND	0.00		
01-2400	A/P PENDING	19,514.07		
01-2401	A/P-GENERAL FUND	0.00		

01 -GENERAL FUND

ACCOUNT #	ACCOUNT DESCRIPTION	BALANCE	
01-2402	A/P-COMP TO VICTIMS(CVC)	0.00	
01-2403	A/P-REHABILITATION(CR)	0.00	
01-2404	A/P-CRIMINAL JUSTICE(CJP)	0.00	
01-2405	A/P-PERSONNEL TRAIN(JCPT)	0.00	
01-2406	A/P-MANAGEMENT(LEMI)	0.00	
01-2407	A/P-OFFICIERS ADM(LEOA)	0.00	
01-2408	A/P-GENERAL REVENUE (GR)	0.00	
01-2409	A/P-LIAB INS (OCL)	0.00	
01-2410	A/P-SALES TAX	(0.48)	
01-2411	BOND ESCROW (COURT)	11,906.00	
01-2412	A/P-CONTINUING ED(LEOCE)	0.00	
01-2413	A/P TIME PAYMENT	492.90	
01-2414	A/P MUN. BLDG. SECURITY (MCBS)	0.00	
01-2415	A/P FUGITIVE APPREHENSION (FA)	0.00	
01-2416	A/P CONSOLIDATED CRT COST(CCC)	26,500.99	
01-2417	A/P JUVENILE CRIME(JCD)	0.00	
01-2418	A/P FTA FEE (FTA)	1,425.70	
01-2420	DEPOSITS-CONTRACTORS	0.00	
01-2421	A/P-RESTITUTION	0.00	
01-2422	DEPOSITS-VEHICLE STORAGE	3,100.00	
01-2423	AP-CHILD SAFETY SEAT & BELT	12.50	
01-2424	A/P CORRECTIONAL MGMT (CMI)	0.00	
01-2425	DEPOSITS-CIVIC CENTER	3,120.00	
01-2426	A/P INDIGENT DEFENSE FEE	83.10	
01-2427	DEPOSITS - TACO CABANA	(100.00)	
01-2428	A/P - MUNI SVC BUREAU	0.00	
01-2429	A/P - STATE TRAFFIC FEES	11,929.75	
01-2430	BOND REFUNDS (COURT)	3,856.00	
01-2431	A/P - STATE JURY FEE (SJRF)	170.22	
01-2432	A/P - EXPUNCTION FEE (EXPUNG)	0.00	
01-2433	A/P-RESTITUT FEE-STATE (RSTS)	0.00	
01-2434	A/P-JUDICIAL FEE-STATE (JFCT)	227.82	
01-2436	A/P-LINEBARGER COURT COLLECTIO	25,720.41	
01-2437	A/P-CIVIL JUSTICE FINE (CJFS)	0.75	
01-2438	BONDS APPLIED (COURT)	0.00	
01-2440	FROST BANK ESCROW FUNDS	0.00	
01-2449	A/P CAPITAL LEASE	0.00	
01-2450	A/P LEASE	0.00	
01-2451	A/P SALES TAX PAYBACK	0.00	
01-2455	A/P VFFP	0.00	
01-2470	ACCRUED COMPENSATED ABSENCES	0.00	
01-2471	PENDING PRIOR PERIOD AJE	(0.07)	
01-2475	ENCUMBRANCES	0.00	
01-2476	RESERVE FOR ENCUMBRANCES	0.00	
01-2477	PRIOR YEAR ENCUMBRANCES	0.00	
01-2478	RESERVE PRIOR YEAR ENCUMBRANCE	0.00	
01-2501	DEFERRED REVENUE-TAXES	58,738.60	
01-2502	DEFERRED REVENUE - OTHER	727,995.12	
01-2503	DEFERRED REVENUE - WARRANTS	288,677.51	
	TOTAL LIABILITIES		1,407,035.73

01 -GENERAL FUND

ACCOUNT #	ACCOUNT DESCRIPTION	BALANCE		
EQUITY				
01-3201	FUND BALANCE	3,337,948.59		
01-3202	FUND BALANCE-RESTRICTED	0.00		
01-3205	FOR ECONOMIC IMPACT	0.00		
01-3207	FOR CASHFLOW	0.00		
01-3209	FOR EMERGENCY CONTINGENCY	0.00		
01-3213	FOR STREET MAINTENANCE	0.00		
01-3214	FOR STREET SWEEPER	0.00		
	TOTAL BEGINNING EQUITY	3,337,948.59		
	TOTAL REVENUE	3,088,305.94		
	TOTAL EXPENSES	2,897,898.75		
	TOTAL INCREASE/(DECREASE) IN FUND BAL.	190,407.19		
	TOTAL EQUITY & FUND BALANCE		3,528,355.78	
	TOTAL LIABILITIES, EQUITY & FUND BALANCE			4,935,391.51

01 -GENERAL FUND

% OF YEAR COMPLETED: 33.33

	ORIGINAL BUDGET	AMENDED BUDGET	CURRENT PERIOD	YEAR TO DATE BALANCE	PRIOR YEAR YTD BALANCE	TOTAL ENCUMBERED	% OF BUDGET	BUDGET BALANCE
REVENUE SUMMARY								
ALL REVENUES	8,590,456	8,590,456	1,245,454.00	3,088,305.94	3,418,676.36	0.00	35.95	5,502,150.05
TOTAL REVENUES	8,590,456	8,590,456	1,245,454.00	3,088,305.94	3,418,676.36	0.00	35.95	5,502,150.05
EXPENDITURE SUMMARY								
01-ADMINISTRATION								
SALARIES & BENEFITS	296,369	296,369	23,122.70	91,638.37	85,625.94	0.00	30.92	204,730.23
OTHER EXPENSES	29,500	29,500	998.51	14,361.39	14,104.27	143.96	49.17	14,994.65
CAPITAL EXPENSES	0	0	0.00	0.00	0.00	0.00	0.00	0.00
OTHER INCOME/EXPENSES	0	0	0.00	0.00	0.00	0.00	0.00	0.00
TOTAL 01-ADMINISTRATION	325,869	325,869	24,121.21	105,999.76	99,730.21	143.96	32.57	219,724.88
02-POLICE DEPARTMENT								
SALARIES & BENEFITS	2,173,648	2,173,648	208,232.07	731,476.76	730,663.11	0.00	33.65	1,442,171.66
OTHER EXPENSES	240,300	240,300	8,562.93	35,044.69	65,941.68	324.15	14.72	204,931.16
CAPITAL EXPENSES	0	0	0.00	0.00	755.00	0.00	0.00	0.00
OTHER INCOME/EXPENSES	0	0	0.00	0.00	0.00	0.00	0.00	0.00
TOTAL 02-POLICE DEPARTMENT	2,413,948	2,413,948	216,795.00	766,521.45	797,359.79	324.15	31.77	1,647,102.82
03-FIRE DEPARTMENT								
SALARIES & BENEFITS	747,103	747,103	58,717.20	235,358.32	204,989.54	0.00	31.50	511,744.26
OTHER EXPENSES	278,500	278,500	148.58	46,915.21	142,273.45	9,473.06	20.25	222,111.73
CAPITAL EXPENSES	0	0	0.00	0.00	0.00	0.00	0.00	0.00
OTHER INCOME/EXPENSES	0	0	0.00	0.00	0.00	0.00	0.00	0.00
TOTAL 03-FIRE DEPARTMENT	1,025,603	1,025,603	58,865.78	282,273.53	347,262.99	9,473.06	28.45	733,855.99
04-SPECIAL SERVICES								
SALARIES & BENEFITS	49,400	49,400	5,161.65	15,496.73	13,542.49	0.00	31.37	33,903.27
OTHER EXPENSES	116,300	116,300	9,046.58	60,076.73	63,862.86	9,450.00	59.78	46,773.27
CAPITAL EXPENSES	0	0	0.00	0.00	12,279.05	0.00	0.00	0.00
OTHER INCOME/EXPENSES	0	0	0.00	0.00	0.00	0.00	0.00	0.00
TOTAL 04-SPECIAL SERVICES	165,700	165,700	14,208.23	75,573.46	89,684.40	9,450.00	51.31	80,676.54
06-PARKS & RECREATION								
OTHER EXPENSES	161,500	161,500	12,949.91	37,681.93	28,729.81	12,048.00	30.79	111,770.07
CAPITAL EXPENSES	0	0	0.00	0.00	0.00	0.00	0.00	0.00
OTHER INCOME/EXPENSES	0	0	0.00	0.00	0.00	0.00	0.00	0.00
TOTAL 06-PARKS & RECREATION	161,500	161,500	12,949.91	37,681.93	28,729.81	12,048.00	30.79	111,770.07
07-FLEET MECHANIC								
SALARIES & BENEFITS	61,942	61,942	4,637.53	18,988.31	13,284.84	0.00	30.65	42,954.06
OTHER EXPENSES	113,950	113,950	2,796.42	27,251.33	30,176.39	0.00	23.92	86,698.67
CAPITAL EXPENSES	0	0	0.00	0.00	0.00	0.00	0.00	0.00
OTHER INCOME/EXPENSES	0	0	0.00	0.00	0.00	0.00	0.00	0.00
TOTAL 07-FLEET MECHANIC	175,892	175,892	7,433.95	46,239.64	43,461.23	0.00	26.29	129,652.73

01 -GENERAL FUND
FINANCIAL SUMMARY

% OF YEAR COMPLETED: 33.33

	ORIGINAL BUDGET	AMENDED BUDGET	CURRENT PERIOD	YEAR TO DATE BALANCE	PRIOR YEAR YTD BALANCE	TOTAL ENCUMBERED	% OF BUDGET	BUDGET BALANCE
08-COURT								
SALARIES & BENEFITS	410,939	410,939	25,091.34	102,652.59	117,804.78	0.00	24.98	308,286.15
OTHER EXPENSES	38,150	38,150	2,435.39	8,803.83	4,257.27	200.00	23.60	29,146.17
CAPITAL EXPENSES	0	0	0.00	0.00	0.00	0.00	0.00	0.00
OTHER INCOME/EXPENSES	0	0	0.00	0.00	0.00	0.00	0.00	0.00
TOTAL 08-COURT	449,089	449,089	27,526.73	111,456.42	122,062.05	200.00	24.86	337,432.32
10-FACILITY DIVISION								
OTHER EXPENSES	271,000	271,000	29,300.52	64,773.36	57,559.31	0.00	23.90	206,226.64
CAPITAL EXPENSES	0	0	0.00	0.00	0.00	0.00	0.00	0.00
OTHER INCOME/EXPENSES	0	0	0.00	0.00	0.00	0.00	0.00	0.00
TOTAL 10-FACILITY DIVISION	271,000	271,000	29,300.52	64,773.36	57,559.31	0.00	23.90	206,226.64
11-CIVIC CENTER								
SALARIES & BENEFITS	182,120	182,120	14,478.00	57,407.45	49,922.03	0.00	31.52	124,712.11
OTHER EXPENSES	60,000	60,000	5,184.71	15,269.82	16,396.67	0.00	25.45	44,730.18
CAPITAL EXPENSES	0	0	0.00	0.00	0.00	0.00	0.00	0.00
OTHER INCOME/EXPENSES	0	0	0.00	0.00	0.00	0.00	0.00	0.00
TOTAL 11-CIVIC CENTER	242,120	242,120	19,662.71	72,677.27	66,318.70	0.00	30.02	169,442.29
14-CONTRACT SERVICES								
OTHER EXPENSES	946,400	946,400	577,642.25	791,138.69	374,139.14	27,502.36	86.50	127,758.95
CAPITAL EXPENSES	0	0	0.00	0.00	0.00	0.00	0.00	0.00
OTHER INCOME/EXPENSES	0	0	0.00	0.00	0.00	0.00	0.00	0.00
TOTAL 14-CONTRACT SERVICES	946,400	946,400	577,642.25	791,138.69	374,139.14	27,502.36	86.50	127,758.95
15-TECH SUPPORT								
OTHER EXPENSES	345,500	345,500	31,835.69	105,178.81	111,787.23	12,684.73	34.11	227,636.46
CAPITAL EXPENSES	0	0	0.00	0.00	0.00	0.00	0.00	0.00
OTHER INCOME/EXPENSES	0	0	0.00	0.00	0.00	0.00	0.00	0.00
TOTAL 15-TECH SUPPORT	345,500	345,500	31,835.69	105,178.81	111,787.23	12,684.73	34.11	227,636.46
16-PUBLIC WORKS								
SALARIES & BENEFITS	591,826	591,826	34,859.67	140,421.08	174,378.08	0.00	23.73	451,404.88
OTHER EXPENSES	89,000	89,000	5,185.17	18,980.10	32,814.20	0.00	21.33	70,019.90
CAPITAL EXPENSES	0	0	0.00	0.00	0.00	0.00	0.00	0.00
OTHER INCOME/EXPENSES	0	0	0.00	0.00	0.00	0.00	0.00	0.00
TOTAL 16-PUBLIC WORKS	680,826	680,826	40,044.84	159,401.18	207,192.28	0.00	23.41	521,424.78
17-ANIMAL CONTROL								
SALARIES & BENEFITS	124,164	124,164	9,309.51	36,134.58	36,925.09	0.00	29.10	88,029.06
OTHER EXPENSES	59,900	59,900	4,485.00	3,743.69	11,751.85	11,394.14	25.27	44,762.17
CAPITAL EXPENSES	0	0	0.00	0.00	0.00	0.00	0.00	0.00
OTHER INCOME/EXPENSES	0	0	0.00	0.00	0.00	0.00	0.00	0.00
TOTAL 17-ANIMAL CONTROL	184,064	184,064	13,794.51	39,878.27	48,676.94	11,394.14	27.86	132,791.23

01 -GENERAL FUND
FINANCIAL SUMMARY

% OF YEAR COMPLETED: 33.33

	ORIGINAL BUDGET	AMENDED BUDGET	CURRENT PERIOD	YEAR TO DATE BALANCE	PRIOR YEAR YTD BALANCE	TOTAL ENCUMBERED	% OF BUDGET	BUDGET BALANCE
19-CODE ENFORCEMENT								
SALARIES & BENEFITS	76,428	76,428	5,730.36	25,411.72	24,542.15	0.00	33.25	51,016.30
OTHER EXPENSES	3,935	3,935	0.00	0.00	428.30	0.00	0.00	3,935.00
CAPITAL EXPENSES	0	0	0.00	0.00	0.00	0.00	0.00	0.00
OTHER INCOME/EXPENSES	0	0	0.00	0.00	0.00	0.00	0.00	0.00
TOTAL 19-CODE ENFORCEMENT	80,363	80,363	5,730.36	25,411.72	24,970.45	0.00	31.62	54,951.30
20-FINANCE								
SALARIES & BENEFITS	334,422	334,422	22,787.60	83,681.46	106,345.75	0.00	25.02	250,740.78
OTHER EXPENSES	14,500	14,500	1,333.05	3,589.27	14,733.68	0.00	24.75	10,910.73
CAPITAL EXPENSES	0	0	0.00	0.00	0.00	0.00	0.00	0.00
OTHER INCOME/EXPENSES	0	0	0.00	0.00	0.00	0.00	0.00	0.00
TOTAL 20-FINANCE	348,922	348,922	24,120.65	87,270.73	121,079.43	0.00	25.01	261,651.51
25-CITY MANAGEMENT								
SALARIES & BENEFITS	205,465	205,465	16,026.54	65,434.80	61,931.03	0.00	31.85	140,030.52
OTHER EXPENSES	10,550	10,550	66.04	151.91	5,661.59	0.00	1.44	10,398.09
OTHER INCOME/EXPENSES	0	0	0.00	0.00	0.00	0.00	0.00	0.00
TOTAL 25-CITY MANAGEMENT	216,015	216,015	16,092.58	65,586.71	67,592.62	0.00	30.36	150,428.61
26-POOL								
SALARIES & BENEFITS	0	0	0.00	0.00	0.00	0.00	0.00	0.00
OTHER EXPENSES	29,000	29,000	877.25	1,992.77	465.39	0.00	6.87	27,007.23
CAPITAL EXPENSES	0	0	0.00	0.00	0.00	0.00	0.00	0.00
OTHER INCOME/EXPENSES	0	0	0.00	0.00	0.00	0.00	0.00	0.00
TOTAL 26-POOL	29,000	29,000	877.25	1,992.77	465.39	0.00	6.87	27,007.23
27-POST OFFICE								
SALARIES & BENEFITS	57,447	57,447	3,862.52	13,380.53	15,843.86	0.00	23.29	44,066.75
OTHER EXPENSES	21,800	21,800	0.00	2,900.09	1,227.31	0.00	13.30	18,899.91
CAPITAL EXPENSES	0	0	0.00	0.00	0.00	0.00	0.00	0.00
OTHER INCOME/EXPENSES	0	0	0.00	0.00	0.00	0.00	0.00	0.00
TOTAL 27-POST OFFICE	79,247	79,247	3,862.52	16,280.62	17,071.17	0.00	20.54	62,966.66
28-HUMAN RESOUCES								
OTHER EXPENSES	131,000	131,000	10,997.00	34,574.43	16,873.49	300.00	26.62	96,125.57
OTHER INCOME/EXPENSES	0	0	0.00	0.00	0.00	0.00	0.00	0.00
TOTAL 28-HUMAN RESOUCES	131,000	131,000	10,997.00	34,574.43	16,873.49	300.00	26.62	96,125.57
30-CAPITAL								
OTHER EXPENSES	0	0	0.00	0.00	0.00	0.00	0.00	0.00
CAPITAL EXPENSES	48,169	48,169	0.00	7,988.00	33,847.76	17,721.20	53.37	22,459.61
OTHER INCOME/EXPENSES	0	0	0.00	0.00	0.00	0.00	0.00	0.00
TOTAL 30-CAPITAL	48,169	48,169	0.00	7,988.00	33,847.76	17,721.20	53.37	22,459.61
00-GENERAL EXPENDITURES								
SALARIES & BENEFITS	0	0	0.00	0.00	0.00	0.00	0.00	0.00
TOTAL 00-GENERAL EXPENDITURES	0	0	0.00	0.00	0.00	0.00	0.00	0.00
TOTAL EXPENDITURES	8,320,227	8,320,227	1,135,861.69	2,897,898.75	2,675,864.39	101,241.60	36.05	5,321,086.19
REVENUE OVER/(UNDER) EXPENDITURES	270,229	270,229	109,592.31	190,407.19	742,811.97	(101,241.60)	33.00	181,063.86

01 -GENERAL FUND

% OF YEAR COMPLETED: 33.33

REVENUES	ORIGINAL BUDGET	AMENDED BUDGET	CURRENT PERIOD	YEAR TO DATE BALANCE	PRIOR YEAR YTD BALANCE	TOTAL ENCUMBERED	% OF BUDGET	BUDGET BALANCE
01-4101 ADVALOREM TAX CURRENT	2,285,395	2,285,395	734,223.40	1,887,038.56	2,291,881.21	0.00	82.57	398,356.44
01-4115 SALES TAX	3,315,356	3,315,356	323,458.39	686,485.37	611,896.92	0.00	20.71	2,628,870.63
01-4116 SALES TX-AD VALOREM TX OFFSET	806,540	806,540	80,864.60	171,621.34	152,974.21	0.00	21.28	634,918.66
01-4118 HOTEL OCC. TAX FUND TRANSER	230,000	230,000	0.00	0.00	0.00	0.00	0.00	230,000.00
01-4119 HOTEL OCC.TAX F. TRSFR CAPITAL	20,000	20,000	0.00	0.00	0.00	0.00	0.00	20,000.00
01-4120 MIXED BEVERAGE GROSS RECEIPTS	26,000	26,000	0.00	4,694.88	6,370.17	0.00	18.06	21,305.12
01-4121 HOTEL OCC. TAX SPECIAL EVENTS	35,000	35,000	0.00	0.00	0.00	0.00	0.00	35,000.00
01-4201 CPS ENERGY FRANCHISE FEES	496,095	496,095	0.00	47,772.81	45,284.17	0.00	9.63	448,322.02
01-4205 AT&T TELECOM FRANCHISE FEES	35,000	35,000	0.00	2,603.93	4,354.80	0.00	7.44	32,396.07
01-4210 TIME WARNER CABLE & TEL FEES	75,000	75,000	767.50	1,536.42	16,821.35	0.00	2.05	73,463.58
01-4211 TWC - PEG Fee 1%	0	0	0.00	0.00	0.00	0.00	0.00	0.00
01-4215 OTHER TELECOM FEES	2,400	2,400	10.12	320.59	565.52	0.00	13.36	2,079.41
01-4230 FRANCHISE FEES -WATER	2,600	2,600	0.00	0.00	0.00	0.00	0.00	2,600.00
01-4301 INTEREST	17,610	17,610	49.50	188.38	149.65	0.00	1.07	17,421.62
01-4302 FRANCHISE FEE- SANITATION	1,125	1,125	82.68	296.73	114.23	0.00	26.38	828.27
01-4310 COURT FINES	563,896	563,896	61,071.11	205,914.04	112,983.52	0.00	36.52	357,982.12
01-4320 WINDCREST GIFT SHOP	0	0	0.00	0.00	0.00	0.00	0.00	0.00
01-4401 SWIMMING POOL FEES	0	0	0.00	0.00	(300.00)	0.00	0.00	0.00
01-4402 SWIMMING POOL CONCESSIONS	0	0	0.00	0.00	0.00	0.00	0.00	0.00
01-4403 SWIMMING POOL B-PARTIES	0	0	0.00	0.00	0.00	0.00	0.00	0.00
01-4408 CONTRACTOR ANNUAL REGISTRATION	5,520	5,520	0.00	60.00	2,260.00	0.00	1.09	5,460.00
01-4409 BUILDING PERMIT FEES	210,000	210,000	14,231.50	37,893.46	97,785.40	0.00	18.04	172,106.54
01-4410 FOOD PERMIT FEES	20,000	20,000	0.00	0.00	9,100.00	0.00	0.00	20,000.00
01-4411 FIRE DEPARTMENT FEES	10,000	10,000	900.00	1,390.00	2,440.01	0.00	13.90	8,610.00
01-4420 LIQUOR LICENSE FEES	4,000	4,000	0.00	0.00	1,735.00	0.00	0.00	4,000.00
01-4425 VEHICLE STORAGE FEES	34,469	34,469	(90.07)	(5.93)	394.96	0.00	0.02-	34,474.93
01-4430 CIVIC CENTER FEES	28,000	28,000	6,730.00	13,755.00	5,255.00	0.00	49.13	14,245.00
01-4435 DOG TAG & IMPOUNDMENT FEES	450	450	20.00	120.00	125.00	0.00	26.67	330.00
01-4440 MISCELLANEOUS FEES	2,000	2,000	753.40	2,926.30	422.83	0.00	146.32	(926.30)
01-4441 ALARM & PERMIT FEES	4,500	4,500	300.00	1,500.00	500.00	0.00	33.33	3,000.00
01-4442 PLATTING/ZONING/VAR FEES	300	300	0.00	0.00	0.00	0.00	0.00	300.00
01-4444 FOOD HANDLER TRAINING FEES	0	0	0.00	0.00	0.00	0.00	0.00	0.00
01-4450 POST OFFICE SUBSIDY	25,000	25,000	0.00	4,166.66	7,336.95	0.00	16.67	20,833.34
01-4451 EDC REIMBURSEMENT	0	0	0.00	0.00	0.00	0.00	0.00	0.00
01-4455 WCCPD REIMBURSEMENT	53,000	53,000	0.00	0.00	0.00	0.00	0.00	53,000.00
01-4460 MISCELLANEOUS INCOME	25,000	25,000	16,250.53	(7,662.37)	23,622.10	0.00	30.65-	32,662.37
01-4461 WORKER'S COMP	0	0	0.00	0.00	0.00	0.00	0.00	0.00
01-4462 DONATIONS FD	0	0	1,000.00	1,000.00	525.00	0.00	0.00	(1,000.00)
01-4463 DONATIONS SPECIAL EVENTS	0	0	0.00	0.00	0.00	0.00	0.00	0.00
01-4470 LEASE OF LAND	130,000	130,000	4,583.34	18,333.36	18,333.36	0.00	14.10	111,666.64
01-4471 LEASE OF BUILDING SPACE	1,200	1,200	0.00	0.00	1,200.00	0.00	0.00	1,200.00
01-4475 INCOME - BAD DEBT	0	0	0.00	0.00	0.00	0.00	0.00	0.00
01-4500 COURT TECHNOLOGY TRANS IN	0	0	0.00	0.00	0.00	0.00	0.00	0.00
01-4501 GARBAGE FUND ADMIN TRANSFER	125,000	125,000	0.00	0.00	0.00	0.00	0.00	125,000.00
01-4502 FIRE TRUCK REIMBURSEMENT	0	0	0.00	0.00	0.00	0.00	0.00	0.00
01-4504 COURT SECURITY FUND TRANSFER	0	0	0.00	0.00	0.00	0.00	0.00	0.00
01-4505 GARBAGE FUND TRANSFER	0	0	0.00	0.00	0.00	0.00	0.00	0.00
01-4506 CARES ACT 2020 (BEXAR COUNTY)	0	0	0.00	0.00	0.00	0.00	0.00	0.00
01-4513 GRANT PROCEEDS WFD	0	0	248.00	4,566.47	4,545.00	0.00	0.00	(4,566.47)

01 -GENERAL FUND

% OF YEAR COMPLETED: 33.33

REVENUES	ORIGINAL BUDGET	AMENDED BUDGET	CURRENT PERIOD	YEAR TO DATE BALANCE	PRIOR YEAR YTD BALANCE	TOTAL ENCUMBERED	% OF BUDGET	BUDGET BALANCE
01-4514 GRANT PROCEEDS WPD	0	0	0.00	1,789.94	0.00	0.00	0.00	(1,789.94)
01-4548 TRANSFER FROM FUNF 03	0	0	0.00	0.00	0.00	0.00	0.00	0.00
01-4549 PROCEEDS SALES OF FIXED ASSETS	0	0	0.00	0.00	0.00	0.00	0.00	0.00
TOTAL REVENUES	8,590,456	8,590,456	1,245,454.00	3,088,305.94	3,418,676.36	0.00	35.95	5,502,150.05

01 -GENERAL FUND

% OF YEAR COMPLETED: 33.33

DEPARTMENTAL EXPENDITURES	ORIGINAL BUDGET	AMENDED BUDGET	CURRENT PERIOD	YEAR TO DATE BALANCE	PRIOR YEAR YTD BALANCE	TOTAL ENCUMBERED	% OF BUDGET	BUDGET BALANCE
01-ADMINISTRATION								
SALARIES & BENEFITS								
01-501-010 ADMIN. SALARIES	215,648	215,648	16,291.70	65,364.83	57,374.72	0.00	30.31	150,282.70
01-501-014 STIPEND	0	0	0.00	0.00	0.00	0.00	0.00	0.00
01-501-015 ADMIN INCENTIVE PAY-BILINGUA	600	600	46.16	186.29	191.23	0.00	31.05	413.71
01-501-018 ADMIN.EDUCATION PAY	900	900	0.00	0.00	0.00	0.00	0.00	900.00
01-501-020 ADMIN. OVERTIME	2,700	2,700	4.90	332.99	260.83	0.00	12.33	2,367.01
01-501-030 SOCIAL SECURITY	16,818	16,818	1,165.47	4,707.57	4,157.77	0.00	27.99	12,110.77
01-501-040 HEALTH INSURANCE	41,678	41,678	3,800.70	15,201.11	17,052.66	0.00	36.47	26,476.63
01-501-050 RETIREMENT	16,445	16,445	1,175.06	4,737.12	4,284.50	0.00	28.81	11,707.48
01-501-060 WORKERS' COMPENSATION	446	446	35.26	141.01	2,078.08	0.00	31.59	305.38
01-501-070 UNEMPLOYMENT COMPENSATION	1,134	1,134	456.45	456.45	226.15	0.00	40.25	677.55
01-501-080 CONTRACT LABOR	0	0	147.00	511.00	0.00	0.00	0.00	(511.00)
01-501-095 TERMINATION PAY-OUT	0	0	0.00	0.00	0.00	0.00	0.00	0.00
TOTAL SALARIES & BENEFITS	296,369	296,369	23,122.70	91,638.37	85,625.94	0.00	30.92	204,730.23
OTHER EXPENSES								
01-501-120 DUES & SUBSCRIPTIONS	2,500	2,500	100.00	219.95	338.16	90.00	12.40	2,190.05
01-501-130 BONDS & TRAINING	6,000	6,000	184.64	2,049.68	932.04	0.00	34.16	3,950.32
01-501-151 Contract Svc - Inspections	0	0	0.00	0.00	10,550.00	0.00	0.00	0.00
01-501-220 FOOD HEALTH OFFICER FEES	0	0	0.00	0.00	1,805.00	0.00	0.00	0.00
01-501-420 OFFICE SUPPLIES	4,500	4,500	698.63	997.89	424.07	53.96	23.37	3,448.15
01-501-431 EMPLOYEE APPRECIATION LUNCHE	0	0	0.00	0.00	0.00	0.00	0.00	0.00
01-501-440 ELECTION SUPPLIES	15,000	15,000	0.00	5,465.24	0.00	0.00	36.43	9,534.76
01-501-441 ELECTION SECURITY	0	0	0.00	5,580.00	0.00	0.00	0.00	(5,580.00)
01-501-500 GENERAL/GIFT SHOP	0	0	0.00	0.00	0.00	0.00	0.00	0.00
01-501-590 POSTAGE	500	500	15.24	48.63	55.00	0.00	9.73	451.37
01-501-600 OFFICE EQUIPMENT & MAINT	1,000	1,000	0.00	0.00	0.00	0.00	0.00	1,000.00
01-501-650 VEHICLE EXPENSE	0	0	0.00	0.00	0.00	0.00	0.00	0.00
01-501-700 CONTINGENCIES	0	0	0.00	0.00	0.00	0.00	0.00	0.00
TOTAL OTHER EXPENSES	29,500	29,500	998.51	14,361.39	14,104.27	143.96	49.17	14,994.65
CAPITAL EXPENSES								
01-501-800 CAPITAL EXPENDITURES	0	0	0.00	0.00	0.00	0.00	0.00	0.00
TOTAL CAPITAL EXPENSES	0	0	0.00	0.00	0.00	0.00	0.00	0.00
OTHER INCOME/EXPENSES								
01-501-900 UNALLOCATED FUNDS	0	0	0.00	0.00	0.00	0.00	0.00	0.00
TOTAL OTHER INCOME/EXPENSES	0	0	0.00	0.00	0.00	0.00	0.00	0.00
TOTAL 01-ADMINISTRATION	325,869	325,869	24,121.21	105,999.76	99,730.21	143.96	32.57	219,724.88

01 -GENERAL FUND

% OF YEAR COMPLETED: 33.33

DEPARTMENTAL EXPENDITURES	ORIGINAL BUDGET	AMENDED BUDGET	CURRENT PERIOD	YEAR TO DATE BALANCE	PRIOR YEAR YTD BALANCE	TOTAL ENCUMBERED	% OF BUDGET	BUDGET BALANCE
02-POLICE DEPARTMENT								
SALARIES & BENEFITS								
01-502-010 POLICE SALARIES	1,159,332	1,159,332	97,453.35	382,155.07	463,678.47	0.00	32.96	777,176.93
01-502-012 CIVILIAN SALARIES	248,215	248,215	17,907.31	77,880.76	29,711.21	0.00	31.38	170,334.24
01-502-014 POLICE SPECIAL ASSIGNMENT SA	4,500	4,500	0.00	0.00	1,434.09	0.00	0.00	4,500.00
01-502-015 POL INCENTIVE PAY-BILING & S	2,400	2,400	392.59	1,636.00	1,900.35	0.00	68.17	764.00
01-502-016 CIV.INCENTIVE PAY-BILING & S	600	600	79.13	312.39	157.92	0.00	52.07	287.61
01-502-017 POLICE SALARIES-CERTIFICATIO	6,300	6,300	450.06	1,781.27	3,142.18	0.00	28.27	4,518.73
01-502-018 POLICE EDUCATION PAY	2,400	2,400	300.04	1,256.21	987.49	0.00	52.34	1,143.79
01-502-020 POLICE OVERTIME	90,000	90,000	4,897.99	27,562.18	37,231.25	0.00	30.62	62,437.82
01-502-021 7K HOURS	69,265	69,265	4,166.13	19,115.61	17,158.99	0.00	27.60	50,148.89
01-502-022 CIVILIAN OVERTIME	30,000	30,000	2,682.64	8,423.13	2,003.20	0.00	28.08	21,576.87
01-502-023 POL INCENTIVE PAY - SDP	0	0	0.00	0.00	0.00	0.00	0.00	0.00
01-502-025 STIPEND (CIVILIAN & POLICE)	0	0	0.00	0.00	0.00	0.00	0.00	0.00
01-502-026 HAZARDOUS DUTY PAY	8,640	8,640	461.54	1,861.34	2,702.44	0.00	21.54	6,778.66
01-502-030 SOCIAL SECURITY	103,641	103,641	8,080.25	32,408.62	39,568.14	0.00	31.27	71,232.23
01-502-030CSOCIAL SECURITY CIVILIAN	21,421	21,421	1,591.72	6,698.68	2,434.43	0.00	31.27	14,722.50
01-502-040 HEALTH INSURANCE	240,805	240,805	18,618.03	76,127.87	68,648.93	0.00	31.61	164,676.85
01-502-050 RETIREMENT	99,652	99,652	7,763.65	31,143.10	39,048.08	0.00	31.25	68,508.98
01-502-050CRETIREMENT CIVILIAN	19,950	19,950	1,497.72	6,302.82	2,358.44	0.00	31.59	13,646.73
01-502-060 WORKERS' COMPENSATION	59,473	59,473	38,283.27	52,572.17	16,101.55	0.00	88.40	6,900.37
01-502-070 UNEMPLOYMENT COMPENSATION	7,056	7,056	3,606.65	4,239.54	2,395.95	0.00	60.08	2,816.46
01-502-095 TERMINATION PAY-OUT	0	0	0.00	0.00	0.00	0.00	0.00	0.00
01-502-096 EXEMPT VACATION PAY-OUT	0	0	0.00	0.00	0.00	0.00	0.00	0.00
TOTAL SALARIES & BENEFITS	2,173,648	2,173,648	208,232.07	731,476.76	730,663.11	0.00	33.65	1,442,171.66
OTHER EXPENSES								
01-502-120 DUES & SUBSCRIPTIONS	22,000	22,000	367.00	767.00	2,007.83	0.00	3.49	21,233.00
01-502-130 BONDS & TRAINING	15,000	15,000	150.00	1,104.56	2,339.86	0.00	7.36	13,895.44
01-502-400 CITIZEN'S PATROL	2,500	2,500	0.00	0.00	0.00	0.00	0.00	2,500.00
01-502-420 OFFICE SUPPLIES	32,000	32,000	648.47	(55.53)	1,851.85	222.50	0.52	31,833.03
01-502-430 MISCELLANEOUS SUPPLIES	0	0	0.00	53.34	21,012.03	0.00	0.00	(53.34)
01-502-431 EMPLOYEE APPRECIATION LUNCHE	0	0	0.00	108.61	0.00	0.00	0.00	(108.61)
01-502-432 MOBILE DATA/PHONE	0	0	0.00	0.00	0.00	0.00	0.00	0.00
01-502-433 PD IT SOFTWARE HARDWARE & SU	16,000	16,000	1,952.07	4,502.57	2,747.12	0.00	28.14	11,497.43
01-502-435 K-9 PROGRAM EXPENSES	3,000	3,000	0.00	0.00	599.21	0.00	0.00	3,000.00
01-502-450 LAB FEES/CRIME SCENE SUPP	13,500	13,500	577.99	925.17	2,174.74	101.65	7.61	12,473.18
01-502-480 UNIFORM ALLOWANCE	30,000	30,000	400.00	10,800.00	11,627.97	0.00	36.00	19,200.00
01-502-485 WEAPONS & AMMUNITION	9,000	9,000	0.00	0.00	0.00	0.00	0.00	9,000.00
01-502-486 PERSONAL PROTECTIVE EQUIPMEN	15,000	15,000	3,579.68	3,579.68	3,103.20	0.00	23.86	11,420.32
01-502-487 VEHICLE EQUIPMENT	0	0	0.00	0.00	0.00	0.00	0.00	0.00
01-502-489 COMMUNITY SERVICES	7,000	7,000	0.00	26.58	0.00	0.00	0.38	6,973.42
01-502-491 MEMORIAL SERVICES	5,000	5,000	829.72	974.67	156.88	0.00	19.49	4,025.33
01-502-501 MISC. CRIME PREVENTION	1,000	1,000	0.00	0.00	0.00	0.00	0.00	1,000.00
01-502-520 BICYCLE PARTS & MAINTENANCE	1,000	1,000	0.00	0.00	0.00	0.00	0.00	1,000.00
01-502-540 VEHICLE FUEL	65,000	65,000	0.00	12,112.85	17,212.94	0.00	18.64	52,887.15
01-502-550 PRISONER EXPENSE	300	300	0.00	0.00	0.00	0.00	0.00	300.00
01-502-590 POSTAGE	3,000	3,000	58.00	145.19	1,108.05	0.00	4.84	2,854.81

01 -GENERAL FUND

% OF YEAR COMPLETED: 33.33

DEPARTMENTAL EXPENDITURES	ORIGINAL BUDGET	AMENDED BUDGET	CURRENT PERIOD	YEAR TO DATE BALANCE	PRIOR YEAR YTD BALANCE	TOTAL ENCUMBERED	% OF BUDGET	BUDGET BALANCE
01-502-700 CONTINGENCIES	0	0	0.00	0.00	0.00	0.00	0.00	0.00
TOTAL OTHER EXPENSES	240,300	240,300	8,562.93	35,044.69	65,941.68	324.15	14.72	204,931.16
CAPITAL EXPENSES								
01-502-800 CAPITAL EXPENDITURES	0	0	0.00	0.00	755.00	0.00	0.00	0.00
TOTAL CAPITAL EXPENSES	0	0	0.00	0.00	755.00	0.00	0.00	0.00
OTHER INCOME/EXPENSES								
01-502-900 UNALLOCATED FUNDS	0	0	0.00	0.00	0.00	0.00	0.00	0.00
TOTAL OTHER INCOME/EXPENSES	0	0	0.00	0.00	0.00	0.00	0.00	0.00
TOTAL 02-POLICE DEPARTMENT	2,413,948	2,413,948	216,795.00	766,521.45	797,359.79	324.15	31.77	1,647,102.82

01 -GENERAL FUND

% OF YEAR COMPLETED: 33.33

DEPARTMENTAL EXPENDITURES	ORIGINAL BUDGET	AMENDED BUDGET	CURRENT PERIOD	YEAR TO DATE BALANCE	PRIOR YEAR YTD BALANCE	TOTAL ENCUMBERED	% OF BUDGET	BUDGET BALANCE
03-FIRE DEPARTMENT								
SALARIES & BENEFITS								
01-503-010 FIRE DEPT. SALARIES	376,880	376,880	34,159.83	136,964.97	130,659.12	0.00	36.34	239,915.24
01-503-012 STIPEND	0	0	0.00	0.00	0.00	0.00	0.00	0.00
01-503-015 FIRE INCENTIVE PAY-BILINGUAL	0	0	0.00	0.00	0.00	0.00	0.00	0.00
01-503-017 FIRE SALARIES-CERTIFICATION	6,000	6,000	461.54	1,862.64	2,142.86	0.00	31.04	4,137.36
01-503-020 FIRE OVERTIME	75,000	75,000	6,752.24	25,292.85	18,019.58	0.00	33.72	49,707.15
01-503-021 7K HOURS	61,959	61,959	0.00	0.00	10,887.67	0.00	0.00	61,958.54
01-503-030 SOCIAL SECURITY	39,768	39,768	3,053.14	12,101.57	11,825.71	0.00	30.43	27,666.09
01-503-040 HEALTH INSURANCE	83,355	83,355	6,084.35	24,402.83	14,400.12	0.00	29.28	58,952.65
01-503-050 RETIREMENT	38,897	38,897	2,974.77	11,847.55	11,973.42	0.00	30.46	27,049.38
01-503-060 WORKERS' COMPENSATION	48,976	48,976	4,072.86	16,291.44	3,809.83	0.00	33.26	32,684.32
01-503-070 UNEMPLOYMENT COMPENSATION	2,268	2,268	1,158.47	1,158.47	1,271.23	0.00	51.08	1,109.53
01-503-080 VOLUNTEER PENSION FUND	14,000	14,000	0.00	5,436.00	0.00	0.00	38.83	8,564.00
01-503-095 TERMINATION PAY-OUT	0	0	0.00	0.00	0.00	0.00	0.00	0.00
TOTAL SALARIES & BENEFITS	747,103	747,103	58,717.20	235,358.32	204,989.54	0.00	31.50	511,744.26
OTHER EXPENSES								
01-503-130 TRAINING	30,000	30,000	231.97	8,156.62	42,290.82	0.00	27.19	21,843.38
01-503-140 EMPLOYMENT SCREENING	0	0	0.00	0.00	0.00	0.00	0.00	0.00
01-503-150 HAZMAT PROGRAM	500	500	0.00	0.00	493.79	0.00	0.00	500.00
01-503-151 OUTSIDE PROF. SERVICES	0	0	0.00	0.00	0.00	0.00	0.00	0.00
01-503-221 MOBILE DATA TERMINAL SERVICE	2,000	2,000	0.00	0.00	0.00	0.00	0.00	2,000.00
01-503-226 PAGER MAINTENANCE - FIRE	0	0	0.00	0.00	0.00	0.00	0.00	0.00
01-503-227 RADIO CONTRACT	0	0	0.00	0.00	0.00	0.00	0.00	0.00
01-503-229 RADIO MAINTENANCE	2,500	2,500	0.00	0.00	85.00	0.00	0.00	2,500.00
01-503-396 EOC EQUIPMENT & SUPPLIES	5,000	5,000	0.00	0.00	2,200.00	1,002.88	20.06	3,997.12
01-503-420 OFFICE SUPPLIES	9,000	9,000	31.01	1,940.21	6,267.57	203.28	23.82	6,856.51
01-503-430 SUPPLIES & EQUIPMENT	32,500	32,500	0.00	4,098.55	22,965.07	960.93	15.57	27,440.52
01-503-431 EMPLOYEE APPRECIATION LUNCHE	1,500	1,500	22.09	1,118.01	0.00	0.00	74.53	381.99
01-503-450 MEDICAL SUPPLIES	20,000	20,000	0.00	2,138.86	16,011.27	323.55	12.31	17,537.59
01-503-460 MEDICAL TRAINING	10,000	10,000	0.00	1,200.00	5,709.80	0.00	12.00	8,800.00
01-503-480 UNIFORM ALLOWANCE	16,000	16,000	0.00	136.98	4,188.18	2,290.99	15.17	13,572.03
01-503-503 VEHICLE PARTS - FIRE	20,000	20,000	0.00	1,557.38	10,558.55	0.00	7.79	18,442.62
01-503-540 VEHICLE FUEL	16,800	16,800	0.00	2,603.50	3,454.38	0.00	15.50	14,196.50
01-503-590 POSTAGE	200	200	21.99	21.99	52.51	0.00	11.00	178.01
01-503-603 VEHICLE OUTSIDE MAINT. FIRE	40,000	40,000	(512.00)	6,586.50	11,285.39	1,743.15	20.82	31,670.35
01-503-610 DORM - TELEPHONE	0	0	0.00	0.00	0.00	0.00	0.00	0.00
01-503-620 DORM - UTILITIES & CABLE	13,000	13,000	353.52	1,693.95	2,946.71	0.00	13.03	11,306.05
01-503-630 DORM - REPAIRS & MAINT	0	0	0.00	0.00	506.54	0.00	0.00	0.00
01-503-700 CONTINGENCIES	0	0	0.00	0.00	0.00	0.00	0.00	0.00
01-503-710 TRAVEL	10,000	10,000	0.00	0.00	556.05	0.00	0.00	10,000.00
01-503-730 ANNUAL PUMP TESTS	2,500	2,500	0.00	0.00	0.00	0.00	0.00	2,500.00
01-503-740 MAINTENANCE CONTRACTS	20,000	20,000	0.00	10,402.66	5,813.10	2,078.29	62.40	7,519.05
01-503-741 EMS MEDICAL DIRECTION	20,000	20,000	0.00	5,000.00	5,000.00	0.00	25.00	15,000.00
01-503-750 SCBA TESTS	4,000	4,000	0.00	260.00	1,888.72	869.99	28.25	2,870.01
01-503-760 LADDER TESTS	3,000	3,000	0.00	0.00	0.00	0.00	0.00	3,000.00
TOTAL OTHER EXPENSES	278,500	278,500	148.58	46,915.21	142,273.45	9,473.06	20.25	222,111.73

01 -GENERAL FUND

% OF YEAR COMPLETED: 33.33

DEPARTMENTAL EXPENDITURES	ORIGINAL BUDGET	AMENDED BUDGET	CURRENT PERIOD	YEAR TO DATE BALANCE	PRIOR YEAR YTD BALANCE	TOTAL ENCUMBERED	% OF BUDGET	BUDGET BALANCE
CAPITAL EXPENSES								
01-503-800 CAPITAL EXPENDITURES	0	0	0.00	0.00	0.00	0.00	0.00	0.00
01-503-801 CAPITAL EQUIPMENT	0	0	0.00	0.00	0.00	0.00	0.00	0.00
01-503-802 CAPITAL FACILITIES	0	0	0.00	0.00	0.00	0.00	0.00	0.00
01-503-803 CAPITAL FLEET	0	0	0.00	0.00	0.00	0.00	0.00	0.00
01-503-804 CAPITAL PPE(PERS. PROTECT.EQ	0	0	0.00	0.00	0.00	0.00	0.00	0.00
TOTAL CAPITAL EXPENSES	0	0	0.00	0.00	0.00	0.00	0.00	0.00
OTHER INCOME/EXPENSES								
01-503-900 UNALLOCATED FUNDS	0	0	0.00	0.00	0.00	0.00	0.00	0.00
01-503-901 TRANSFER TO FUND 22	0	0	0.00	0.00	0.00	0.00	0.00	0.00
TOTAL OTHER INCOME/EXPENSES	0	0	0.00	0.00	0.00	0.00	0.00	0.00
TOTAL 03-FIRE DEPARTMENT	1,025,603	1,025,603	58,865.78	282,273.53	347,262.99	9,473.06	28.45	733,855.99

01 -GENERAL FUND

% OF YEAR COMPLETED: 33.33

DEPARTMENTAL EXPENDITURES	ORIGINAL BUDGET	AMENDED BUDGET	CURRENT PERIOD	YEAR TO DATE BALANCE	PRIOR YEAR YTD BALANCE	TOTAL ENCUMBERED	% OF BUDGET	BUDGET BALANCE
04-SPECIAL SERVICES								
SALARIES & BENEFITS								
01-504-009 SALARIES	0	0	0.00	0.00	7,904.99	0.00	0.00	0.00
01-504-010 SALARIES - MAYOR & COUNCIL	14,400	14,400	1,200.00	4,800.00	4,840.97	0.00	33.33	9,600.00
01-504-014 STIPEND	0	0	0.00	0.00	0.00	0.00	0.00	0.00
01-504-020 OVERTIME	0	0	0.00	0.00	0.00	0.00	0.00	0.00
01-504-030 SOCIAL SECURITY	0	0	91.80	367.20	370.33	0.00	0.00	(367.20)
01-504-040 HEALTH INSURANCE	0	0	0.00	0.00	0.00	0.00	0.00	0.00
01-504-050 RETIREMENT	0	0	0.00	0.00	3.06	0.00	0.00	0.00
01-504-060 WORKERS COMPENSATION	0	0	0.00	0.00	346.34	0.00	0.00	0.00
01-504-070 UNEMPLOYMENT COMP	0	0	33.60	134.40	76.80	0.00	0.00	(134.40)
01-504-080 CONTRACT LABOR	35,000	35,000	3,836.25	10,195.13	0.00	0.00	29.13	24,804.87
01-504-095 TERMINATION PAY-OUT	0	0	0.00	0.00	0.00	0.00	0.00	0.00
TOTAL SALARIES & BENEFITS	49,400	49,400	5,161.65	15,496.73	13,542.49	0.00	31.37	33,903.27
OTHER EXPENSES								
01-504-120 DUES & SUBSCRIPTIONS	2,000	2,000	0.00	1,000.00	50.00	0.00	50.00	1,000.00
01-504-140 EMPLOYEE APPRECIATION FUND	0	0	0.00	0.00	0.00	0.00	0.00	0.00
01-504-400 CITIZEN'S PATROL	0	0	0.00	0.00	0.00	0.00	0.00	0.00
01-504-420 OFFICE SUPPLIES	1,000	1,000	0.00	0.00	0.00	0.00	0.00	1,000.00
01-504-440 ELECTION SUPPLIES/EXPENSES	0	0	0.00	9.84	0.00	0.00	0.00	(9.84)
01-504-460 SPECIAL EVENTS	30,000	30,000	1,083.24	(11,326.05)	9,144.70	0.00	37.75-	41,326.05
01-504-461 ARTVIBE EVENT	0	0	0.00	0.00	0.00	0.00	0.00	0.00
01-504-465 JULY 4TH EVENT	5,000	5,000	0.00	0.00	0.00	0.00	0.00	5,000.00
01-504-470 LIGHT UP	35,000	35,000	1,700.86	53,624.77	45,615.19	9,450.00	180.21	(28,074.77)
01-504-471 911 REMEMBRBANCE RACE	0	0	0.00	0.00	0.00	0.00	0.00	0.00
01-504-490 WINDCREST YOUTH ACTIVITIES	0	0	0.00	0.00	0.00	0.00	0.00	0.00
01-504-590 POSTAGE	800	800	0.00	0.00	0.00	0.00	0.00	800.00
01-504-610 NEWSLETTER	15,000	15,000	1,434.77	5,487.18	4,991.48	0.00	36.58	9,512.82
01-504-630 LEGAL ADVERTISING	13,000	13,000	0.00	2,651.10	0.00	0.00	20.39	10,348.90
01-504-635 ADVERTISING	5,000	5,000	4,221.88	4,221.88	252.86	0.00	84.44	778.12
01-504-645 MAYOR - COUNCIL EXPENSES	0	0	121.49	300.24	0.00	0.00	0.00	(300.24)
01-504-650 MILEAGE & ENTERTAIMNENT EXPE	0	0	0.00	0.00	0.00	0.00	0.00	0.00
01-504-651 MAYOR EXPENSE	2,000	2,000	0.00	0.00	3,808.63	0.00	0.00	2,000.00
01-504-652 PLACE 1- COUNCIL EXPENSE	1,500	1,500	0.00	2,077.77	0.00	0.00	138.52	(577.77)
01-504-653 PLACE 2 - COUNCIL EXPENSE	1,500	1,500	309.34	759.34	0.00	0.00	50.62	740.66
01-504-654 PLACE 3 - COUNCIL EXPENSE	1,500	1,500	0.00	0.00	0.00	0.00	0.00	1,500.00
01-504-655 PLACE 4 - COUNCIL EXPENSE	1,500	1,500	175.00	1,270.66	0.00	0.00	84.71	229.34
01-504-656 PLACE 5 - COUNCIL EXPENSE	1,500	1,500	0.00	0.00	0.00	0.00	0.00	1,500.00
TOTAL OTHER EXPENSES	116,300	116,300	9,046.58	60,076.73	63,862.86	9,450.00	59.78	46,773.27
CAPITAL EXPENSES								
01-504-800 CAPITAL EXPENDITURES	0	0	0.00	0.00	12,279.05	0.00	0.00	0.00
TOTAL CAPITAL EXPENSES	0	0	0.00	0.00	12,279.05	0.00	0.00	0.00
OTHER INCOME/EXPENSES								
01-504-900 UNALLOCATED FUNDS	0	0	0.00	0.00	0.00	0.00	0.00	0.00
TOTAL OTHER INCOME/EXPENSES	0	0	0.00	0.00	0.00	0.00	0.00	0.00

01 -GENERAL FUND

% OF YEAR COMPLETED: 33.33

DEPARTMENTAL EXPENDITURES	ORIGINAL BUDGET	AMENDED BUDGET	CURRENT PERIOD	YEAR TO DATE BALANCE	PRIOR YEAR YTD BALANCE	TOTAL ENCUMBERED	% OF BUDGET	BUDGET BALANCE
TOTAL 04-SPECIAL SERVICES	165,700	165,700	14,208.23	75,573.46	89,684.40	9,450.00	51.31	80,676.54

01 -GENERAL FUND

% OF YEAR COMPLETED: 33.33

DEPARTMENTAL EXPENDITURES	ORIGINAL BUDGET	AMENDED BUDGET	CURRENT PERIOD	YEAR TO DATE BALANCE	PRIOR YEAR YTD BALANCE	TOTAL ENCUMBERED	% OF BUDGET	BUDGET BALANCE
06-PARKS & RECREATION								
OTHER EXPENSES								
01-506-100 UTILITIES	25,000	25,000	434.36	868.72	10,717.03	0.00	3.47	24,131.28
01-506-130 TRAINING	2,000	2,000	0.00	0.00	0.00	0.00	0.00	2,000.00
01-506-240 CONTRACT MAINTENANCE OUTS	8,000	8,000	250.00	1,680.00	1,000.00	0.00	21.00	6,320.00
01-506-250 CONTRACT MAINT.-GREEN BEL	60,000	60,000	12,002.65	20,905.67	10,370.91	0.00	34.84	39,094.33
01-506-255 CONTRACT SERVICES - POOL	0	0	0.00	0.00	0.00	0.00	0.00	0.00
01-506-260 GREEN BELT CLEANING	3,000	3,000	0.00	173.80	0.00	0.00	5.79	2,826.20
01-506-430 SUPPLIES	7,000	7,000	262.90	1,699.07	291.90	0.00	24.27	5,300.93
01-506-431 EMPLOYEE APPRECIATION LUNCHE	0	0	0.00	0.00	0.00	0.00	0.00	0.00
01-506-520 EQUIPMENT REPAIR	9,500	9,500	0.00	969.77	1,251.92	0.00	10.21	8,530.23
01-506-630 FACILITY MAINTENANCE	20,000	20,000	0.00	9,061.32	3,328.26	0.00	45.31	10,938.68
01-506-631 POND MAINTENANCE	12,000	12,000	0.00	2,285.64	776.00	12,048.00	119.45	(2,333.64)
01-506-635 TREES / SHRUBS/LANDSCAPING	15,000	15,000	0.00	37.94	993.79	0.00	0.25	14,962.06
01-506-640 LITTLE LEAGUE	0	0	0.00	0.00	0.00	0.00	0.00	0.00
01-506-700 CONTINGENCIES	0	0	0.00	0.00	0.00	0.00	0.00	0.00
01-506-701 LEASE PURCHASE PRINCIPAL	0	0	0.00	0.00	0.00	0.00	0.00	0.00
01-506-702 LEASE PURCHASE INTEREST	0	0	0.00	0.00	0.00	0.00	0.00	0.00
TOTAL OTHER EXPENSES	161,500	161,500	12,949.91	37,681.93	28,729.81	12,048.00	30.79	111,770.07
CAPITAL EXPENSES								
01-506-800 CAPITAL EXPENDITURE	0	0	0.00	0.00	0.00	0.00	0.00	0.00
01-506-810 CAPITAL IMPROVEMENTS	0	0	0.00	0.00	0.00	0.00	0.00	0.00
01-506-819 PARKS LIGHTS PRINCIPAL	0	0	0.00	0.00	0.00	0.00	0.00	0.00
01-506-820 PARKS LIGHTS PROJECT	0	0	0.00	0.00	0.00	0.00	0.00	0.00
01-506-892 INTEREST	0	0	0.00	0.00	0.00	0.00	0.00	0.00
TOTAL CAPITAL EXPENSES	0	0	0.00	0.00	0.00	0.00	0.00	0.00
OTHER INCOME/EXPENSES								
01-506-900 UNALLOCATED FUNDS	0	0	0.00	0.00	0.00	0.00	0.00	0.00
TOTAL OTHER INCOME/EXPENSES	0	0	0.00	0.00	0.00	0.00	0.00	0.00
TOTAL 06-PARKS & RECREATION	161,500	161,500	12,949.91	37,681.93	28,729.81	12,048.00	30.79	111,770.07

01 -GENERAL FUND

% OF YEAR COMPLETED: 33.33

DEPARTMENTAL EXPENDITURES	ORIGINAL BUDGET	AMENDED BUDGET	CURRENT PERIOD	YEAR TO DATE BALANCE	PRIOR YEAR YTD BALANCE	TOTAL ENCUMBERED	% OF BUDGET	BUDGET BALANCE
07-FLEET MECHANIC								
SALARIES & BENEFITS								
01-507-010 MECHANIC SALARIES	42,810	42,810	3,158.17	12,959.88	11,300.80	0.00	30.27	29,850.19
01-507-012 STIPEND	0	0	0.00	0.00	0.00	0.00	0.00	0.00
01-507-015 MECHANIC INCENTIVE PAY-BILIN	0	0	0.00	0.00	0.00	0.00	0.00	0.00
01-507-020 OVERTIME	1,000	1,000	0.00	272.44	60.54	0.00	27.24	727.56
01-507-030 SOCIAL SECURITY	3,351	3,351	241.59	1,012.25	869.14	0.00	30.20	2,339.22
01-507-040 HEALTH INSURANCE	9,262	9,262	756.25	3,025.00	32.27	0.00	32.66	6,236.72
01-507-050 RETIREMENT	3,277	3,277	227.08	951.43	840.31	0.00	29.03	2,325.56
01-507-060 WORKERS' COMPENSATION	1,990	1,990	166.01	678.88	0.00	0.00	34.11	1,311.24
01-507-070 UNEMPLOYMENT COMPENSATION	252	252	88.43	88.43	181.78	0.00	35.09	163.57
01-507-090 TERMINATION PAY-OUT	0	0	0.00	0.00	0.00	0.00	0.00	0.00
TOTAL SALARIES & BENEFITS	61,942	61,942	4,637.53	18,988.31	13,284.84	0.00	30.65	42,954.06
OTHER EXPENSES								
01-507-120 DUES & SUBSCRIPTIONS	0	0	0.00	0.00	0.00	0.00	0.00	0.00
01-507-130 TRAINING	1,000	1,000	0.00	0.00	0.00	0.00	0.00	1,000.00
01-507-315 VEHICLE DEDUCTIBLE	0	0	0.00	0.00	0.00	0.00	0.00	0.00
01-507-420 OFFICE SUPPLIES	250	250	0.00	16.51	0.00	0.00	6.60	233.49
01-507-430 FLEET TOOLS & SUPPLIES	10,000	10,000	292.67	3,485.67	2,764.90	0.00	34.86	6,514.33
01-507-431 EMPLOYEE APPRECIATION LUNCHE	0	0	0.00	0.00	0.00	0.00	0.00	0.00
01-507-450 ENVIRONMENTAL FEES	700	700	0.00	0.00	453.00	0.00	0.00	700.00
01-507-480 UNIFORM ALLOWANCE	0	0	0.00	0.00	0.00	0.00	0.00	0.00
01-507-501 VEHICLE PARTS-ADMIN	0	0	0.00	239.40	0.00	0.00	0.00	(239.40)
01-507-502 VEHICLE PARTS-POLICE	13,000	13,000	1,144.71	4,461.99	5,617.10	0.00	34.32	8,538.01
01-507-503 VEHICLE PARTS-FIRE	3,500	3,500	0.00	0.00	0.00	0.00	0.00	3,500.00
01-507-506 VEHICLE PARTS-PARKS & REC	1,000	1,000	0.00	59.92	569.91	0.00	5.99	940.08
01-507-508 VEHICLE PARTS-WARRANT OFFICE	0	0	0.00	0.00	0.00	0.00	0.00	0.00
01-507-515 VEHICLE PARTS-EMC/TECH	0	0	0.00	0.00	0.00	0.00	0.00	0.00
01-507-516 VEHICLE PARTS-PUBLIC WORKS	10,000	10,000	834.50	1,594.60	4,646.80	0.00	15.95	8,405.40
01-507-518 DEBT SERVICE - INTEREST	0	0	0.00	0.00	0.00	0.00	0.00	0.00
01-507-519 VEHICLE PARTS-INSPECTION	500	500	38.29	68.92	61.27	0.00	13.78	431.08
01-507-520 EQUIPMENT REPAIR	15,000	15,000	402.25	986.27	3,939.51	0.00	6.58	14,013.73
01-507-540 VEHICLE FUEL	18,000	18,000	0.00	4,001.47	4,509.61	0.00	22.23	13,998.53
01-507-602 VEHICLE OUTSIDE MAINT-POLICE	20,000	20,000	84.00	6,152.41	6,630.52	0.00	30.76	13,847.59
01-507-603 VEHICLE OUTSIDE MAINT-FIRE	4,000	4,000	0.00	0.00	0.00	0.00	0.00	4,000.00
01-507-606 VEHICLE OUTSIDE MAINT-PARKS&	1,000	1,000	0.00	0.00	0.00	0.00	0.00	1,000.00
01-507-608 VEHICLE OUTSIDE MAINT-WRNT O	0	0	0.00	0.00	67.98	0.00	0.00	0.00
01-507-615 VEHICLE OUTSIDE MAINT-EMC/TE	0	0	0.00	0.00	0.00	0.00	0.00	0.00
01-507-616 VEHICLE OUTSIDE MAINT-PW	15,000	15,000	0.00	6,184.17	915.79	0.00	41.23	8,815.83
01-507-619 VEHICLE OUTSIDE MAINT-INSP	0	0	0.00	0.00	0.00	0.00	0.00	0.00
01-507-700 CONTINGENCIES	0	0	0.00	0.00	0.00	0.00	0.00	0.00
01-507-701 TML STORM DAMAGE	0	0	0.00	0.00	0.00	0.00	0.00	0.00
01-507-730 VEHICLE/EQUIPMENT TESTING	1,000	1,000	0.00	0.00	0.00	0.00	0.00	1,000.00
TOTAL OTHER EXPENSES	113,950	113,950	2,796.42	27,251.33	30,176.39	0.00	23.92	86,698.67

01 -GENERAL FUND

% OF YEAR COMPLETED: 33.33

DEPARTMENTAL EXPENDITURES	ORIGINAL BUDGET	AMENDED BUDGET	CURRENT PERIOD	YEAR TO DATE BALANCE	PRIOR YEAR YTD BALANCE	TOTAL ENCUMBERED	% OF BUDGET	BUDGET BALANCE
CAPITAL EXPENSES								
01-507-800 CAPITAL EXPENDITURES	0	0	0.00	0.00	0.00	0.00	0.00	0.00
TOTAL CAPITAL EXPENSES	0	0	0.00	0.00	0.00	0.00	0.00	0.00
OTHER INCOME/EXPENSES								
01-507-900 UNALLOCATED FUNDS	0	0	0.00	0.00	0.00	0.00	0.00	0.00
TOTAL OTHER INCOME/EXPENSES	0	0	0.00	0.00	0.00	0.00	0.00	0.00
TOTAL 07-FLEET MECHANIC	175,892	175,892	7,433.95	46,239.64	43,461.23	0.00	26.29	129,652.73

01 -GENERAL FUND

% OF YEAR COMPLETED: 33.33

DEPARTMENTAL EXPENDITURES	ORIGINAL BUDGET	AMENDED BUDGET	CURRENT PERIOD	YEAR TO DATE BALANCE	PRIOR YEAR YTD BALANCE	TOTAL ENCUMBERED	% OF BUDGET	BUDGET BALANCE
08-COURT								
SALARIES & BENEFITS								
01-508-010 COURT SALARIES	294,241	294,241	18,497.81	75,779.15	90,305.80	0.00	25.75	218,461.53
01-508-012 STIPEND	0	0	0.00	0.00	0.00	0.00	0.00	0.00
01-508-015 COURT INCENTIVE PAY-BILINGUA	600	600	0.00	0.29	179.34	0.00	0.05	599.71
01-508-017 CERTIFICATION PAY - COURT	600	600	0.00	70.89	295.09	0.00	11.82	529.11
01-508-018 COURT EDUCATION PAY	0	0	0.00	0.00	0.00	0.00	0.00	0.00
01-508-020 COURT OVERTIME	10,000	10,000	358.34	1,760.20	550.80	0.00	17.60	8,239.80
01-508-021 7K HOURS	7,527	7,527	0.00	0.00	0.00	0.00	0.00	7,527.35
01-508-030 SOCIAL SECURITY	24,415	24,415	1,485.11	6,091.95	7,126.16	0.00	24.95	18,322.91
01-508-040 HEALTH INSURANCE	50,939	50,939	3,042.93	13,621.92	11,201.18	0.00	26.74	37,317.54
01-508-050 RETIREMENT	19,983	19,983	1,110.97	4,577.42	5,689.78	0.00	22.91	15,405.25
01-508-060 WORKER'S COMPENSATION	618	618	51.53	206.12	2,078.08	0.00	33.37	411.60
01-508-070 UNEMPLOYMENT COMPENSATION	2,016	2,016	544.65	544.65	378.55	0.00	27.02	1,471.35
01-508-095 TERMINATION PAY-OUT	0	0	0.00	0.00	0.00	0.00	0.00	0.00
TOTAL SALARIES & BENEFITS	410,939	410,939	25,091.34	102,652.59	117,804.78	0.00	24.98	308,286.15
OTHER EXPENSES								
01-508-120 DUES & SUBSCRIPTIONS	500	500	37.95	92.95	91.61	0.00	18.59	407.05
01-508-130 BONDS & TRAINING	7,250	7,250	358.72	2,831.46	400.00	0.00	39.05	4,418.54
01-508-150 JUDGE	5,250	5,250	346.16	2,397.00	1,809.09	0.00	45.66	2,853.00
01-508-160 PROSECUTOR	1,000	1,000	0.00	0.00	0.00	0.00	0.00	1,000.00
01-508-165 WARRANT JAIL COSTS	8,500	8,500	0.00	0.00	0.00	0.00	0.00	8,500.00
01-508-170 JURY SERVICE FEES	1,000	1,000	0.00	0.00	0.00	0.00	0.00	1,000.00
01-508-180 COURT OF RECORD/STENOGRAPHER	500	500	0.00	0.00	0.00	0.00	0.00	500.00
01-508-185 EQUIPMENT MAINTENANCE	0	0	0.00	0.00	0.00	0.00	0.00	0.00
01-508-420 OFFICE SUPPLIES	9,250	9,250	1,040.35	1,948.81	895.93	200.00	23.23	7,101.19
01-508-431 EMPLOYEE APPRECIATION LUNCHE	300	300	0.00	104.09	88.34	0.00	34.70	195.91
01-508-480 UNIFORM ALLOWANCE	1,600	1,600	0.00	0.00	0.00	0.00	0.00	1,600.00
01-508-481 CONTINGENCIES	0	0	0.00	0.00	0.00	0.00	0.00	0.00
01-508-540 FUEL	0	0	0.00	0.00	0.00	0.00	0.00	0.00
01-508-590 POSTAGE	3,000	3,000	652.21	1,429.52	972.30	0.00	47.65	1,570.48
TOTAL OTHER EXPENSES	38,150	38,150	2,435.39	8,803.83	4,257.27	200.00	23.60	29,146.17
CAPITAL EXPENSES								
01-508-800 CAPITAL EXPENDITURES	0	0	0.00	0.00	0.00	0.00	0.00	0.00
01-508-810 TRANSFER TO COURT SEC. FUND	0	0	0.00	0.00	0.00	0.00	0.00	0.00
TOTAL CAPITAL EXPENSES	0	0	0.00	0.00	0.00	0.00	0.00	0.00
OTHER INCOME/EXPENSES								
01-508-900 UNALLOCATED FUNDS	0	0	0.00	0.00	0.00	0.00	0.00	0.00
TOTAL OTHER INCOME/EXPENSES	0	0	0.00	0.00	0.00	0.00	0.00	0.00
TOTAL 08-COURT	449,089	449,089	27,526.73	111,456.42	122,062.05	200.00	24.86	337,432.32

01 -GENERAL FUND

% OF YEAR COMPLETED: 33.33

DEPARTMENTAL EXPENDITURES	ORIGINAL BUDGET	AMENDED BUDGET	CURRENT PERIOD	YEAR TO DATE BALANCE	PRIOR YEAR YTD BALANCE	TOTAL ENCUMBERED	% OF BUDGET	BUDGET BALANCE
10-FACILITY DIVISION								
OTHER EXPENSES								
01-510-100 UTILITIES	140,000	140,000	12,860.07	38,771.04	25,632.76	0.00	27.69	101,228.96
01-510-115 MOBILE TELEPHONES	0	0	0.00	0.00	0.00	0.00	0.00	0.00
01-510-170 JANITORIAL SERVICES	27,000	27,000	2,058.00	6,174.00	5,709.00	0.00	22.87	20,826.00
01-510-240 CONTRACT MAINTENANCE	0	0	0.00	175.00	0.00	0.00	0.00	(175.00)
01-510-430 SUPPLIES	12,000	12,000	0.00	1,277.14	2,265.36	0.00	10.64	10,722.86
01-510-630 FACILITY MAINTENANCE	75,000	75,000	14,282.45	17,421.70	23,440.73	0.00	23.23	57,578.30
01-510-631 DORM MAINT 421 DALECREST	7,000	7,000	50.00	254.48	511.46	0.00	3.64	6,745.52
01-510-632 DORM MAINT 461 GOLFCREST	7,000	7,000	50.00	700.00	0.00	0.00	10.00	6,300.00
01-510-650 FIRE ALARM & EXT. INSPECTION	3,000	3,000	0.00	0.00	0.00	0.00	0.00	3,000.00
01-510-700 CONTINGENCIES	0	0	0.00	0.00	0.00	0.00	0.00	0.00
TOTAL OTHER EXPENSES	271,000	271,000	29,300.52	64,773.36	57,559.31	0.00	23.90	206,226.64
CAPITAL EXPENSES								
01-510-800 CAPITAL EXPENDITURES	0	0	0.00	0.00	0.00	0.00	0.00	0.00
TOTAL CAPITAL EXPENSES	0	0	0.00	0.00	0.00	0.00	0.00	0.00
OTHER INCOME/EXPENSES								
01-510-900 UNALLOCATED FUNDS	0	0	0.00	0.00	0.00	0.00	0.00	0.00
TOTAL OTHER INCOME/EXPENSES	0	0	0.00	0.00	0.00	0.00	0.00	0.00
TOTAL 10-FACILITY DIVISION	271,000	271,000	29,300.52	64,773.36	57,559.31	0.00	23.90	206,226.64

01 -GENERAL FUND

% OF YEAR COMPLETED: 33.33

DEPARTMENTAL EXPENDITURES	ORIGINAL BUDGET	AMENDED BUDGET	CURRENT PERIOD	YEAR TO DATE BALANCE	PRIOR YEAR YTD BALANCE	TOTAL ENCUMBERED	% OF BUDGET	BUDGET BALANCE
11-CIVIC CENTER								
SALARIES & BENEFITS								
01-511-010 CIVIC CENTER SALARIES	112,628	112,628	9,715.12	37,528.42	38,205.38	0.00	33.32	75,099.53
01-511-012 STIPEND	0	0	0.00	0.00	0.00	0.00	0.00	0.00
01-511-018 CC EDUCATION PAY	0	0	23.08	93.14	95.62	0.00	0.00	(93.14)
01-511-020 OVERTIME - CIVIC CENTER	5,000	5,000	128.27	2,929.58	1,552.39	0.00	58.59	2,070.42
01-511-030 SOCIAL SECURITY	8,999	8,999	661.07	2,842.13	2,827.68	0.00	31.58	6,156.41
01-511-040 HEALTH INSURANCE	27,785	27,785	1,559.61	4,761.72	2,930.20	0.00	17.14	23,023.44
01-511-050 RETIREMENT	8,799	8,799	630.89	2,708.94	2,775.12	0.00	30.79	6,089.63
01-511-060 WORKERS' COMPENSATION	18,153	18,153	1,514.28	6,057.12	1,385.43	0.00	33.37	12,096.22
01-511-070 UNEMPLOYMENT COMPENSATION	756	756	245.68	486.40	150.21	0.00	64.34	269.60
01-511-095 TERMINATION PAY-OUT	0	0	0.00	0.00	0.00	0.00	0.00	0.00
TOTAL SALARIES & BENEFITS	182,120	182,120	14,478.00	57,407.45	49,922.03	0.00	31.52	124,712.11
OTHER EXPENSES								
01-511-100 UTILITIES	27,000	27,000	4,059.71	12,101.47	2,326.49	0.00	44.82	14,898.53
01-511-430 SUPPLIES	15,000	15,000	0.00	1,017.46	1,364.71	0.00	6.78	13,982.54
01-511-431 EMPLOYEE APPRECIATION LUNCHE	0	0	0.00	0.00	0.00	0.00	0.00	0.00
01-511-630 FACILITY MAINTENANCE	18,000	18,000	1,125.00	2,150.89	12,705.47	0.00	11.95	15,849.11
01-511-700 CONTINGENCIES	0	0	0.00	0.00	0.00	0.00	0.00	0.00
TOTAL OTHER EXPENSES	60,000	60,000	5,184.71	15,269.82	16,396.67	0.00	25.45	44,730.18
CAPITAL EXPENSES								
01-511-800 CAPITAL EXPENDITURES	0	0	0.00	0.00	0.00	0.00	0.00	0.00
TOTAL CAPITAL EXPENSES	0	0	0.00	0.00	0.00	0.00	0.00	0.00
OTHER INCOME/EXPENSES								
01-511-900 UNALLOCATED FUNDS	0	0	0.00	0.00	0.00	0.00	0.00	0.00
TOTAL OTHER INCOME/EXPENSES	0	0	0.00	0.00	0.00	0.00	0.00	0.00
TOTAL 11-CIVIC CENTER	242,120	242,120	19,662.71	72,677.27	66,318.70	0.00	30.02	169,442.29

01 -GENERAL FUND

% OF YEAR COMPLETED: 33.33

DEPARTMENTAL EXPENDITURES	ORIGINAL BUDGET	AMENDED BUDGET	CURRENT PERIOD	YEAR TO DATE BALANCE	PRIOR YEAR YTD BALANCE	TOTAL ENCUMBERED	% OF BUDGET	BUDGET BALANCE
14-CONTRACT SERVICES								
OTHER EXPENSES								
01-514-151 CONTRACT SVC - INSPECTIONS	75,000	75,000	3,890.00	7,440.00	0.00	3,470.00	14.55	64,090.00
01-514-220 FOOD HEALTH OFFICER FEES	15,000	15,000	855.00	1,710.00	1,045.00	240.00	13.00	13,050.00
01-514-221 FIRE INSPECTION FEES	7,000	7,000	1,380.00	3,520.00	0.00	2,340.00	83.71	1,140.00
01-514-250 LEGAL & CITY ATTORNEY	95,000	95,000	19,200.00	25,600.00	19,200.00	0.00	26.95	69,400.00
01-514-255 SPECIAL LEGAL FEES	190,000	190,000	49,264.91	74,239.58	40,980.60	0.00	39.07	115,760.42
01-514-260 DUES & FEES-BCAD	16,000	16,000	0.00	3,824.00	0.00	0.00	23.90	12,176.00
01-514-290 AUDIT	30,000	30,000	0.00	977.71	0.00	0.00	3.26	29,022.29
01-514-300 EMS	70,000	70,000	5,000.00	20,000.00	20,000.00	0.00	28.57	50,000.00
01-514-310 MUNICIPAL INSURANCE	140,000	140,000	0.00	120,870.40	124,495.70	0.00	86.34	19,129.60
01-514-320 ENGINEER / ARCHITECT	65,000	65,000	0.00	0.00	8,504.80	0.00	0.00	65,000.00
01-514-322 RACIAL PROFILING	20,000	20,000	0.00	9,890.00	0.00	0.00	49.45	10,110.00
01-514-325 SALES TAX COLLECTION SERVICE	35,000	35,000	496,058.00	505,925.00	24,193.00	0.00	1,445.50	(470,925.00)
01-514-326 SALES TAX-MEIA	125,000	125,000	0.00	0.00	125,000.00	0.00	0.00	125,000.00
01-514-360 MOBILITY IMPAIRED TRANSPORT	12,000	12,000	0.00	0.00	0.00	12,000.00	100.00	0.00
01-514-400 CREDIT CARD TERMINAL	17,000	17,000	0.00	4,993.14	0.00	0.00	29.37	12,006.86
01-514-403 RECORDS MANAGEMENT	25,000	25,000	1,350.34	7,672.86	6,914.04	9,452.36	68.50	7,874.78
01-514-405 RECORDS STORAGE RENTAL	8,200	8,200	644.00	4,186.00	3,381.00	0.00	51.05	4,014.00
01-514-410 RECORDS DESTRUCTION	1,200	1,200	0.00	290.00	425.00	0.00	24.17	910.00
TOTAL OTHER EXPENSES	946,400	946,400	577,642.25	791,138.69	374,139.14	27,502.36	86.50	127,758.95
CAPITAL EXPENSES								
01-514-800 CAPITAL EXPENDITURES	0	0	0.00	0.00	0.00	0.00	0.00	0.00
TOTAL CAPITAL EXPENSES	0	0	0.00	0.00	0.00	0.00	0.00	0.00
OTHER INCOME/EXPENSES								
01-514-900 UNALLOCATED FUNDS	0	0	0.00	0.00	0.00	0.00	0.00	0.00
TOTAL OTHER INCOME/EXPENSES	0	0	0.00	0.00	0.00	0.00	0.00	0.00
TOTAL 14-CONTRACT SERVICES	946,400	946,400	577,642.25	791,138.69	374,139.14	27,502.36	86.50	127,758.95

01 -GENERAL FUND

% OF YEAR COMPLETED: 33.33

DEPARTMENTAL EXPENDITURES	ORIGINAL BUDGET	AMENDED BUDGET	CURRENT PERIOD	YEAR TO DATE BALANCE	PRIOR YEAR YTD BALANCE	TOTAL ENCUMBERED	% OF BUDGET	BUDGET BALANCE
15-TECH SUPPORT								
OTHER EXPENSES								
01-515-120 DUES & SUBSCRIPTIONS	0	0	0.00	0.00	0.00	0.00	0.00	0.00
01-515-130 EMC/TECH TRAINING	0	0	0.00	0.00	0.00	0.00	0.00	0.00
01-515-200 COMPUTER CONTRACTS	105,000	105,000	3,437.15	17,444.39	20,015.51	4,500.00	20.90	83,055.61
01-515-201 COMPUTER MAINTENANCE	24,000	24,000	17.86	2,639.37	2,663.28	0.00	11.00	21,360.63
01-515-205 TELECOMMUNICATIONS CONTRACT	15,000	15,000	1,416.95	2,850.77	3,190.00	0.00	19.01	12,149.23
01-515-210 TELEPHONE MAINT.CONTRACT	3,000	3,000	0.00	0.00	0.00	0.00	0.00	3,000.00
01-515-215 MOBILE PHONES CONTRACT	30,000	30,000	4,356.95	9,514.69	11,037.36	1,418.68	36.44	19,066.63
01-515-220 MOBILE PHONES MAINTENANCE	0	0	0.00	0.00	0.00	0.00	0.00	0.00
01-515-221 MOBILE DATA TERMINAL SERVICE	7,000	7,000	0.00	0.00	0.00	0.00	0.00	7,000.00
01-515-286 CONTRACTSERVICES - IT	130,000	130,000	16,064.88	50,701.78	64,528.48	5,170.00	42.98	74,128.22
01-515-287 CONTRACT SERVICES-IT POLICE	0	0	2,439.90	4,195.20	0.00	0.00	0.00	(4,195.20)
01-515-288 CONTRACT SERVICES-IT FIRE	0	0	0.00	1,476.05	0.00	1,596.05	0.00	(3,072.10)
01-515-289 CONTRACT SERVICES-IT ADMIN	0	0	0.00	0.00	0.00	0.00	0.00	0.00
01-515-290 CONTRACT SERVICES-IT FINANCE	0	0	0.00	0.00	0.00	0.00	0.00	0.00
01-515-291 CONTRACT SERVICES-IT COURT	0	0	0.00	0.00	0.00	0.00	0.00	0.00
01-515-292 CONTRACT SERVICES-IT PUBILC	0	0	0.00	0.00	0.00	0.00	0.00	0.00
01-515-332 WEBSITE MAINTENANCE	6,500	6,500	0.00	8,152.56	5,002.48	0.00	125.42	(1,652.56)
01-515-333 CLOUD HOSTING FEES	0	0	0.00	0.00	0.00	0.00	0.00	0.00
01-515-460 COPIER CONTRACT & SUPPLIES	25,000	25,000	4,102.00	8,204.00	5,350.12	0.00	32.82	16,796.00
TOTAL OTHER EXPENSES	345,500	345,500	31,835.69	105,178.81	111,787.23	12,684.73	34.11	227,636.46
CAPITAL EXPENSES								
01-515-800 CAPITAL EXPENSE	0	0	0.00	0.00	0.00	0.00	0.00	0.00
TOTAL CAPITAL EXPENSES	0	0	0.00	0.00	0.00	0.00	0.00	0.00
OTHER INCOME/EXPENSES								
01-515-900 UNALLOCATED FUNDS	0	0	0.00	0.00	0.00	0.00	0.00	0.00
TOTAL OTHER INCOME/EXPENSES	0	0	0.00	0.00	0.00	0.00	0.00	0.00
TOTAL 15-TECH SUPPORT	345,500	345,500	31,835.69	105,178.81	111,787.23	12,684.73	34.11	227,636.46

01 -GENERAL FUND

% OF YEAR COMPLETED: 33.33

DEPARTMENTAL EXPENDITURES	ORIGINAL BUDGET	AMENDED BUDGET	CURRENT PERIOD	YEAR TO DATE BALANCE	PRIOR YEAR YTD BALANCE	TOTAL ENCUMBERED	% OF BUDGET	BUDGET BALANCE
16-PUBLIC WORKS								
SALARIES & BENEFITS								
01-516-010 PUBLIC WORKS SALARIES	390,917	390,917	21,938.44	94,983.25	114,908.26	0.00	24.30	295,933.61
01-516-012 STIPEND	0	0	0.00	0.00	0.00	0.00	0.00	0.00
01-516-015 P.W .INCENTIVE PAY-BILINGUAL	600	600	46.16	186.29	191.23	0.00	31.05	413.71
01-516-018 P.W. EDUCATION PAY	0	0	0.00	0.00	0.00	0.00	0.00	0.00
01-516-020 PUBLIC WORKS OVERTIME	10,000	10,000	397.90	(3,280.23)	2,252.04	0.00	32.80-	13,280.23
01-516-030 SOCIAL SECURITY	30,716	30,716	1,709.87	7,025.83	8,843.33	0.00	22.87	23,690.21
01-516-040 HEALTH INSURANCE	83,355	83,355	5,284.09	21,097.88	34,638.32	0.00	25.31	62,257.60
01-516-050 RETIREMENT	30,033	30,033	1,609.31	6,606.84	8,587.85	0.00	22.00	23,426.62
01-516-060 WORKERS' COMPENSATION	38,936	38,936	3,247.90	12,991.60	4,502.53	0.00	33.37	25,944.52
01-516-070 UNEMPLOYMENT COMPENSATION	2,268	2,268	626.00	809.62	454.52	0.00	35.70	1,458.38
01-516-080 CONTRACT LABOR	5,000	5,000	0.00	0.00	0.00	0.00	0.00	5,000.00
01-516-095 TERMINATION PAY-OUT	0	0	0.00	0.00	0.00	0.00	0.00	0.00
TOTAL SALARIES & BENEFITS	591,826	591,826	34,859.67	140,421.08	174,378.08	0.00	23.73	451,404.88
OTHER EXPENSES								
01-516-100 UTILITIES	25,000	25,000	2,411.03	5,300.78	5,629.46	0.00	21.20	19,699.22
01-516-130 TRAINING	2,500	2,500	0.00	0.00	0.00	0.00	0.00	2,500.00
01-516-140 EMPLOYMENT SCREENING	0	0	0.00	0.00	0.00	0.00	0.00	0.00
01-516-240 CONTRACT OUT MAINTENANCE	5,000	5,000	508.00	2,313.00	168.00	0.00	46.26	2,687.00
01-516-430 SUPPLIES	15,000	15,000	116.18	2,937.89	3,263.74	0.00	19.59	12,062.11
01-516-431 EMPLOYEE APPRECIATION LUNCHE	0	0	0.00	42.50	0.00	0.00	0.00	(42.50)
01-516-480 UNIFORM ALLOWANCE	18,000	18,000	1,268.65	2,692.19	4,667.51	0.00	14.96	15,307.81
01-516-510 VEHICLE OUTSIDE MAINTENAN	0	0	0.00	0.00	0.00	0.00	0.00	0.00
01-516-525 EQUIPMENT RENTAL	4,500	4,500	0.00	0.00	381.11	0.00	0.00	4,500.00
01-516-530 STREET SIGNS & MARKERS	9,000	9,000	850.00	3,055.20	11,850.04	0.00	33.95	5,944.80
01-516-590 POSTAGE	0	0	0.00	0.00	0.00	0.00	0.00	0.00
01-516-630 FACILITIES MAINTENANCE	10,000	10,000	31.31	31.31	3,296.52	0.00	0.31	9,968.69
01-516-700 CONTINGENCIES	0	0	0.00	0.00	0.00	0.00	0.00	0.00
01-516-701 LEASE PURCHASE PRINCIPAL	0	0	0.00	0.00	0.00	0.00	0.00	0.00
01-516-702 LEASE PURCHASE INTEREST	0	0	0.00	0.00	0.00	0.00	0.00	0.00
01-516-710 STREET CRACK FILLING MATERIA	0	0	0.00	0.00	3,557.82	0.00	0.00	0.00
01-516-720 ALLEY/CURB/SIDEWALK REPAIR	0	0	0.00	2,607.23	0.00	0.00	0.00	(2,607.23)
TOTAL OTHER EXPENSES	89,000	89,000	5,185.17	18,980.10	32,814.20	0.00	21.33	70,019.90
CAPITAL EXPENSES								
01-516-800 CAPITAL EXPENDITURES	0	0	0.00	0.00	0.00	0.00	0.00	0.00
01-516-810 STREET CAPITAL REPAIRS	0	0	0.00	0.00	0.00	0.00	0.00	0.00
01-516-890 STREET SWEEPER PRINCIPAL	0	0	0.00	0.00	0.00	0.00	0.00	0.00
01-516-892 STREET SWEEPER INTEREST	0	0	0.00	0.00	0.00	0.00	0.00	0.00
TOTAL CAPITAL EXPENSES	0	0	0.00	0.00	0.00	0.00	0.00	0.00
OTHER INCOME/EXPENSES								
01-516-900 UNALLOCATED FUNDS	0	0	0.00	0.00	0.00	0.00	0.00	0.00
TOTAL OTHER INCOME/EXPENSES	0	0	0.00	0.00	0.00	0.00	0.00	0.00
TOTAL 16-PUBLIC WORKS	680,826	680,826	40,044.84	159,401.18	207,192.28	0.00	23.41	521,424.78

01 -GENERAL FUND

% OF YEAR COMPLETED: 33.33

DEPARTMENTAL EXPENDITURES	ORIGINAL BUDGET	AMENDED BUDGET	CURRENT PERIOD	YEAR TO DATE BALANCE	PRIOR YEAR YTD BALANCE	TOTAL ENCUMBERED	% OF BUDGET	BUDGET BALANCE
17-ANIMAL CONTROL								
SALARIES & BENEFITS								
01-517-010 SALARIES-ANIMAL CONTROL	79,354	79,354	5,693.00	22,977.84	25,030.58	0.00	28.96	56,376.26
01-517-012 STIPEND	0	0	0.00	0.00	0.00	0.00	0.00	0.00
01-517-013 Salaries - Animal on call	3,600	3,600	276.92	1,043.39	1,147.24	0.00	28.98	2,556.61
01-517-020 OVERTIME-ANIMAL CONTROL	7,000	7,000	552.38	1,587.38	835.60	0.00	22.68	5,412.62
01-517-030 SOCIAL SECURITY	6,774	6,774	502.50	1,973.33	2,095.78	0.00	29.13	4,800.72
01-517-040 HEALTH INSURANCE	18,523	18,523	1,479.66	5,918.64	5,680.13	0.00	31.95	12,604.80
01-517-050 RETIREMENT	6,624	6,624	472.27	1,854.64	2,030.04	0.00	28.00	4,768.87
01-517-060 WORKER'S COMPENSATION	1,785	1,785	148.86	595.44	0.00	0.00	33.37	1,189.10
01-517-070 UNEMPLOYMENT COMPENSATION	504	504	183.92	183.92	105.72	0.00	36.49	320.08
TOTAL SALARIES & BENEFITS	124,164	124,164	9,309.51	36,134.58	36,925.09	0.00	29.10	88,029.06
OTHER EXPENSES								
01-517-230 VET/INPOUNDING/SHELTER	28,900	28,900	0.00	(3,285.10)	11,200.60	4,859.14	5.45	27,325.96
01-517-231 INPOUNDING/SHELTER	24,400	24,400	4,190.00	5,652.68	0.00	6,535.00	49.95	12,212.32
01-517-240 TRAINING & CERTIFICATION	1,500	1,500	0.00	249.40	0.00	0.00	16.63	1,250.60
01-517-420 EQUIPMENT	2,100	2,100	0.00	0.00	547.35	0.00	0.00	2,100.00
01-517-430 SUPPLIES	1,500	1,500	0.00	831.71	3.90	0.00	55.45	668.29
01-517-433 IT SOFTWARE HARDWARE &SUPP	500	500	295.00	295.00	0.00	0.00	59.00	205.00
01-517-480 UNIFORMS	1,000	1,000	0.00	0.00	0.00	0.00	0.00	1,000.00
TOTAL OTHER EXPENSES	59,900	59,900	4,485.00	3,743.69	11,751.85	11,394.14	25.27	44,762.17
CAPITAL EXPENSES								
01-517-800 CAPITAL EXPENDITURES	0	0	0.00	0.00	0.00	0.00	0.00	0.00
TOTAL CAPITAL EXPENSES	0	0	0.00	0.00	0.00	0.00	0.00	0.00
OTHER INCOME/EXPENSES								
01-517-900 UNALLOCATED FUNDS	0	0	0.00	0.00	0.00	0.00	0.00	0.00
TOTAL OTHER INCOME/EXPENSES	0	0	0.00	0.00	0.00	0.00	0.00	0.00
TOTAL 17-ANIMAL CONTROL	184,064	184,064	13,794.51	39,878.27	48,676.94	11,394.14	27.86	132,791.23

01 -GENERAL FUND

% OF YEAR COMPLETED: 33.33

DEPARTMENTAL EXPENDITURES	ORIGINAL BUDGET	AMENDED BUDGET	CURRENT PERIOD	YEAR TO DATE BALANCE	PRIOR YEAR YTD BALANCE	TOTAL ENCUMBERED	% OF BUDGET	BUDGET BALANCE
19-CODE ENFORCEMENT								
SALARIES & BENEFITS								
01-519-010 INSPECTION SALARIES	50,185	50,185	3,990.94	15,882.04	15,994.74	0.00	31.65	34,302.98
01-519-012 STIPEND	0	0	0.00	0.00	0.00	0.00	0.00	0.00
01-519-015 INSP.INCENTIVE PAY-BILINGUAL	0	0	0.00	4.70	0.87	0.00	0.00	(4.70)
01-519-018 INSPECTION EDUCATION PAY	0	0	0.00	0.00	0.00	0.00	0.00	0.00
01-519-020 OVERTIME	1,800	1,800	0.00	2,449.56	217.17	0.00	136.09	(649.56)
01-519-021 7K HOURS	3,800	3,800	0.00	0.00	0.00	0.00	0.00	3,800.00
01-519-026 HAZARDOUS DUTY PAY	240	240	27.70	111.79	0.00	0.00	46.58	128.21
01-519-030 SOCIAL SECURITY	4,285	4,285	312.38	1,502.12	1,275.32	0.00	35.06	2,782.88
01-519-040 HEALTH INSURANCE	9,262	9,262	789.38	3,127.77	5,756.46	0.00	33.77	6,133.95
01-519-050 RETIREMENT	4,190	4,190	294.04	1,413.59	1,235.81	0.00	33.74	2,776.18
01-519-060 WORKER'S COMPENSATION	2,415	2,415	201.41	805.64	0.00	0.00	33.37	1,608.87
01-519-070 UNEMPLOYMENT COMPENSATION	252	252	114.51	114.51	61.78	0.00	45.44	137.49
TOTAL SALARIES & BENEFITS	76,428	76,428	5,730.36	25,411.72	24,542.15	0.00	33.25	51,016.30
OTHER EXPENSES								
01-519-120 DUES & SUBSCRIPTIONS	135	135	0.00	0.00	0.00	0.00	0.00	135.00
01-519-125 CONTRACT INSPECTION SVCS	0	0	0.00	0.00	0.00	0.00	0.00	0.00
01-519-130 BONDS & TRAINING	500	500	0.00	0.00	0.00	0.00	0.00	500.00
01-519-150 CONTRACT SERVICES - INSPECTI	0	0	0.00	0.00	0.00	0.00	0.00	0.00
01-519-420 OFFICE SUPPLIES	0	0	0.00	0.00	428.30	0.00	0.00	0.00
01-519-430 SUPPLIES & EQUIPMENT	2,500	2,500	0.00	0.00	0.00	0.00	0.00	2,500.00
01-519-480 UNIFORMS	800	800	0.00	0.00	0.00	0.00	0.00	800.00
01-519-700 CONTINGENCIES	0	0	0.00	0.00	0.00	0.00	0.00	0.00
TOTAL OTHER EXPENSES	3,935	3,935	0.00	0.00	428.30	0.00	0.00	3,935.00
CAPITAL EXPENSES								
01-519-800 CAPITAL EXPENDITURES	0	0	0.00	0.00	0.00	0.00	0.00	0.00
TOTAL CAPITAL EXPENSES	0	0	0.00	0.00	0.00	0.00	0.00	0.00
OTHER INCOME/EXPENSES								
01-519-900 UNALLOCATED FUNDS	0	0	0.00	0.00	0.00	0.00	0.00	0.00
TOTAL OTHER INCOME/EXPENSES	0	0	0.00	0.00	0.00	0.00	0.00	0.00
TOTAL 19-CODE ENFORCEMENT	80,363	80,363	5,730.36	25,411.72	24,970.45	0.00	31.62	54,951.30

01 -GENERAL FUND

% OF YEAR COMPLETED: 33.33

DEPARTMENTAL EXPENDITURES	ORIGINAL BUDGET	AMENDED BUDGET	CURRENT PERIOD	YEAR TO DATE BALANCE	PRIOR YEAR YTD BALANCE	TOTAL ENCUMBERED	% OF BUDGET	BUDGET BALANCE
20-FINANCE								
SALARIES & BENEFITS								
01-520-010 FINANCE SALARIES	253,193	253,193	17,711.98	64,617.69	80,149.10	0.00	25.52	188,575.28
01-520-012 STIPEND	0	0	0.00	0.00	0.00	0.00	0.00	0.00
01-520-015 FINANCE BILINGUAL PAY	0	0	0.00	0.00	0.00	0.00	0.00	0.00
01-520-018 FINANCE EDUCATION PAY	600	600	46.16	186.29	191.23	0.00	31.05	413.71
01-520-020 FINANCE OVERTIME	3,000	3,000	0.00	0.00	82.55	0.00	0.00	3,000.00
01-520-030 FINANCE SOCIAL SECURITY	19,736	19,736	1,190.86	4,784.36	6,144.84	0.00	24.24	14,952.10
01-520-040 FINANCE HEALTH INSURANCE	37,047	37,047	2,237.13	8,962.64	11,710.54	0.00	24.19	28,084.24
01-520-050 FINANCE RETIREMENT	19,253	19,253	1,120.98	4,503.62	5,977.29	0.00	23.39	14,749.37
01-520-060 WORKER'S COMPENSATION	585	585	43.95	190.32	1,731.74	0.00	32.54	394.62
01-520-070 UNEMPLOYMENT COMPENSATION	1,008	1,008	436.54	436.54	358.46	0.00	43.31	571.46
01-520-095 TERMINATION PAY-OUT - FINANC	0	0	0.00	0.00	0.00	0.00	0.00	0.00
TOTAL SALARIES & BENEFITS	334,422	334,422	22,787.60	83,681.46	106,345.75	0.00	25.02	250,740.78
OTHER EXPENSES								
01-520-120 DUES & SUBSCRIPTIONS	1,500	1,500	389.00	764.00	333.81	0.00	50.93	736.00
01-520-130 BONDS & TRAINING	5,500	5,500	0.00	1,435.92	460.92	0.00	26.11	4,064.08
01-520-260 DUES & FEES- BCAD	0	0	0.00	0.00	5,055.00	0.00	0.00	0.00
01-520-400 BANK/CREDIT CARD TERMINAL CH	0	0	0.00	0.00	6,811.28	0.00	0.00	0.00
01-520-420 OFFICE SUPPLIES	6,000	6,000	944.05	1,055.69	1,363.67	0.00	17.59	4,944.31
01-520-431 EMPLOYEE APPRECIATION LUNCHE	0	0	0.00	0.00	0.00	0.00	0.00	0.00
01-520-590 POSTAGE	1,500	1,500	0.00	333.66	709.00	0.00	22.24	1,166.34
01-520-600 OFFICE EQUIP. & MAINT	0	0	0.00	0.00	0.00	0.00	0.00	0.00
01-520-700 CONTINGENCIES	0	0	0.00	0.00	0.00	0.00	0.00	0.00
TOTAL OTHER EXPENSES	14,500	14,500	1,333.05	3,589.27	14,733.68	0.00	24.75	10,910.73
CAPITAL EXPENSES								
01-520-800 CAPITAL EXPENDITURES	0	0	0.00	0.00	0.00	0.00	0.00	0.00
TOTAL CAPITAL EXPENSES	0	0	0.00	0.00	0.00	0.00	0.00	0.00
OTHER INCOME/EXPENSES								
01-520-900 UNALLOCATED FUNDS	0	0	0.00	0.00	0.00	0.00	0.00	0.00
TOTAL OTHER INCOME/EXPENSES	0	0	0.00	0.00	0.00	0.00	0.00	0.00
TOTAL 20-FINANCE	348,922	348,922	24,120.65	87,270.73	121,079.43	0.00	25.01	261,651.51

01 -GENERAL FUND

% OF YEAR COMPLETED: 33.33

DEPARTMENTAL EXPENDITURES	ORIGINAL BUDGET	AMENDED BUDGET	CURRENT PERIOD	YEAR TO DATE BALANCE	PRIOR YEAR YTD BALANCE	TOTAL ENCUMBERED	% OF BUDGET	BUDGET BALANCE
25-CITY MANAGEMENT								
SALARIES & BENEFITS								
01-525-010 CITY MANAGEMENT SALARIES	168,585	168,585	13,078.84	54,851.86	51,625.39	0.00	32.54	113,732.78
01-525-012 STIPEND	0	0	0.00	0.00	0.00	0.00	0.00	0.00
01-525-030 SOCIAL SECURITY	13,007	13,007	934.22	3,102.65	2,974.55	0.00	23.85	9,904.25
01-525-040 HEALTH INSURANCE	9,262	9,262	789.89	3,159.56	3,015.33	0.00	34.11	6,102.16
01-525-050 RETIREMENT	12,986	12,986	940.36	3,943.81	3,825.42	0.00	30.37	9,041.83
01-525-060 WORKER'S COMPENSATION	374	374	31.23	124.92	346.34	0.00	33.36	249.50
01-525-070 UNEMPLOYMENT COMPENSATION	252	252	252.00	252.00	144.00	0.00	100.00	0.00
01-525-080 CONTRACT LABOR - HR	1,000	1,000	0.00	0.00	0.00	0.00	0.00	1,000.00
01-525-095 TERMINATION PAYOUT	0	0	0.00	0.00	0.00	0.00	0.00	0.00
TOTAL SALARIES & BENEFITS	205,465	205,465	16,026.54	65,434.80	61,931.03	0.00	31.85	140,030.52
OTHER EXPENSES								
01-525-120 DUES & SUBSCRIPTIONS	750	750	19.95	59.85	58.95	0.00	7.98	690.15
01-525-130 BONDS & TRAINING	1,000	1,000	0.00	0.00	275.00	0.00	0.00	1,000.00
01-525-420 OFFICE SUPPLIES	1,000	1,000	0.00	45.97	196.59	0.00	4.60	954.03
01-525-640 EMPLOYEE RECOGNITION	6,800	6,800	0.00	0.00	5,050.00	0.00	0.00	6,800.00
01-525-645 MEALS & ENTERTAINMENT	1,000	1,000	46.09	46.09	81.05	0.00	4.61	953.91
01-525-650 VEHICLE EXPENSE	0	0	0.00	0.00	0.00	0.00	0.00	0.00
01-525-655 Cell Phone Allowance	0	0	0.00	0.00	0.00	0.00	0.00	0.00
TOTAL OTHER EXPENSES	10,550	10,550	66.04	151.91	5,661.59	0.00	1.44	10,398.09
OTHER INCOME/EXPENSES								
01-525-900 TRANSFER TO EDC	0	0	0.00	0.00	0.00	0.00	0.00	0.00
01-525-901 TRANSFER TO STREETS FUND	0	0	0.00	0.00	0.00	0.00	0.00	0.00
01-525-902 UNALLOCATED FUNDS	0	0	0.00	0.00	0.00	0.00	0.00	0.00
TOTAL OTHER INCOME/EXPENSES	0	0	0.00	0.00	0.00	0.00	0.00	0.00
TOTAL 25-CITY MANAGEMENT	216,015	216,015	16,092.58	65,586.71	67,592.62	0.00	30.36	150,428.61

01 -GENERAL FUND

% OF YEAR COMPLETED: 33.33

DEPARTMENTAL EXPENDITURES	ORIGINAL BUDGET	AMENDED BUDGET	CURRENT PERIOD	YEAR TO DATE BALANCE	PRIOR YEAR YTD BALANCE	TOTAL ENCUMBERED	% OF BUDGET	BUDGET BALANCE
26-POOL								
SALARIES & BENEFITS								
01-526-010 SALARIES	0	0	0.00	0.00	0.00	0.00	0.00	0.00
01-526-020 OVERTIME	0	0	0.00	0.00	0.00	0.00	0.00	0.00
01-526-030 SOCIAL SECURITY	0	0	0.00	0.00	0.00	0.00	0.00	0.00
01-526-040 HEALTH INSURANCE	0	0	0.00	0.00	0.00	0.00	0.00	0.00
01-526-050 RETIREMENT	0	0	0.00	0.00	0.00	0.00	0.00	0.00
01-526-060 WORKER'S COMPENSATION	0	0	0.00	0.00	0.00	0.00	0.00	0.00
01-526-070 UNEMPLOYMENT COMPENSATION	0	0	0.00	0.00	0.00	0.00	0.00	0.00
TOTAL SALARIES & BENEFITS	0	0	0.00	0.00	0.00	0.00	0.00	0.00
OTHER EXPENSES								
01-526-100 UTILITIES	7,000	7,000	366.18	641.79	94.92	0.00	9.17	6,358.21
01-526-130 BONDS & TRAINING	0	0	0.00	0.00	0.00	0.00	0.00	0.00
01-526-140 EMPLOYMENT SCREENING	0	0	0.00	0.00	0.00	0.00	0.00	0.00
01-526-210 EQUIPMENT LEASE	0	0	0.00	0.00	0.00	0.00	0.00	0.00
01-526-255 CONTRACT SERVICES - POOL	0	0	0.00	0.00	0.00	0.00	0.00	0.00
01-526-420 OFFICE SUPPLIES	1,000	1,000	0.00	0.00	0.00	0.00	0.00	1,000.00
01-526-430 MISCELLANEOUS SUPPLIES	4,000	4,000	0.00	0.00	0.00	0.00	0.00	4,000.00
01-526-431 POOL CHEMICALS	10,000	10,000	511.07	1,350.98	370.47	0.00	13.51	8,649.02
01-526-480 UNIFORM ALLOWANCE	0	0	0.00	0.00	0.00	0.00	0.00	0.00
01-526-500 VEHICLE PARTS	0	0	0.00	0.00	0.00	0.00	0.00	0.00
01-526-510 VEHICLE OUTSIDE MAINTENANCE	0	0	0.00	0.00	0.00	0.00	0.00	0.00
01-526-520 EQUIPMENT REPAIR	0	0	0.00	0.00	0.00	0.00	0.00	0.00
01-526-630 FACILITY MAINTENANCE	7,000	7,000	0.00	0.00	0.00	0.00	0.00	7,000.00
01-526-700 CONTINGENCIES	0	0	0.00	0.00	0.00	0.00	0.00	0.00
TOTAL OTHER EXPENSES	29,000	29,000	877.25	1,992.77	465.39	0.00	6.87	27,007.23
CAPITAL EXPENSES								
01-526-800 CAPITAL EXPENDITURES	0	0	0.00	0.00	0.00	0.00	0.00	0.00
TOTAL CAPITAL EXPENSES	0	0	0.00	0.00	0.00	0.00	0.00	0.00
OTHER INCOME/EXPENSES								
01-526-900 UNALLOCATED FUNDS	0	0	0.00	0.00	0.00	0.00	0.00	0.00
TOTAL OTHER INCOME/EXPENSES	0	0	0.00	0.00	0.00	0.00	0.00	0.00
TOTAL 26-POOL	29,000	29,000	877.25	1,992.77	465.39	0.00	6.87	27,007.23

01 -GENERAL FUND

% OF YEAR COMPLETED: 33.33

DEPARTMENTAL EXPENDITURES	ORIGINAL BUDGET	AMENDED BUDGET	CURRENT PERIOD	YEAR TO DATE BALANCE	PRIOR YEAR YTD BALANCE	TOTAL ENCUMBERED	% OF BUDGET	BUDGET BALANCE
27-POST OFFICE								
SALARIES & BENEFITS								
01-527-010 POST OFFICE SALARIES	38,259	38,259	2,470.57	8,761.27	10,322.16	0.00	22.90	29,497.63
01-527-012 STIPEND	0	0	0.00	0.00	750.00	0.00	0.00	0.00
01-527-015 P. O. INCENTIVE PAY-BILINGUA	0	0	0.00	0.00	0.00	0.00	0.00	0.00
01-527-020 OVERTIME - POST OFFICE	1,200	1,200	0.00	0.00	210.60	0.00	0.00	1,200.00
01-527-030 SOCIAL SECURITY	3,019	3,019	189.01	670.28	863.17	0.00	22.20	2,348.33
01-527-040 HEALTH INSURANCE	9,262	9,262	750.80	2,252.40	2,819.45	0.00	24.32	7,009.32
01-527-050 RETIREMENT	2,952	2,952	177.63	629.93	836.30	0.00	21.34	2,321.60
01-527-060 WORKER'S COMPENSATION	2,462	2,462	205.34	821.36	0.00	0.00	33.37	1,640.32
01-527-070 UNEMPLOYMENT COMPENSATION	295	295	69.17	245.29	42.18	0.00	83.19	49.55
01-527-095 TERMINATION PAY-OUT	0	0	0.00	0.00	0.00	0.00	0.00	0.00
TOTAL SALARIES & BENEFITS	57,447	57,447	3,862.52	13,380.53	15,843.86	0.00	23.29	44,066.75
OTHER EXPENSES								
01-527-120 DUES & SUBSCRIPTIONS	0	0	0.00	0.00	0.00	0.00	0.00	0.00
01-527-130 BONDS & TRAINING	0	0	0.00	0.00	0.00	0.00	0.00	0.00
01-527-420 OFFICE SUPPLIES - POST OFFIC	6,000	6,000	0.00	558.80	348.37	0.00	9.31	5,441.20
01-527-421 CONTRACT / SEASONAL HELP	3,200	3,200	0.00	0.00	0.00	0.00	0.00	3,200.00
01-527-590 POSTAGE - POST OFFICE	0	0	0.00	0.00	0.00	0.00	0.00	0.00
01-527-600 OFFICE EQUIPMENT & MAINTENAN	0	0	0.00	0.00	0.00	0.00	0.00	0.00
01-527-610 OFFICE EQUIPMENT LEASE	12,200	12,200	0.00	2,341.29	878.94	0.00	19.19	9,858.71
01-527-700 CONTINGENCIES	0	0	0.00	0.00	0.00	0.00	0.00	0.00
01-527-710 INVENTORY ADJUSTMENTS	400	400	0.00	0.00	0.00	0.00	0.00	400.00
TOTAL OTHER EXPENSES	21,800	21,800	0.00	2,900.09	1,227.31	0.00	13.30	18,899.91
CAPITAL EXPENSES								
01-527-800 CAPITAL EXPENSE	0	0	0.00	0.00	0.00	0.00	0.00	0.00
TOTAL CAPITAL EXPENSES	0	0	0.00	0.00	0.00	0.00	0.00	0.00
OTHER INCOME/EXPENSES								
01-527-900 UNALLOCATED FUNDS	0	0	0.00	0.00	0.00	0.00	0.00	0.00
TOTAL OTHER INCOME/EXPENSES	0	0	0.00	0.00	0.00	0.00	0.00	0.00
TOTAL 27-POST OFFICE	79,247	79,247	3,862.52	16,280.62	17,071.17	0.00	20.54	62,966.66

01 -GENERAL FUND

% OF YEAR COMPLETED: 33.33

DEPARTMENTAL EXPENDITURES	ORIGINAL BUDGET	AMENDED BUDGET	CURRENT PERIOD	YEAR TO DATE BALANCE	PRIOR YEAR YTD BALANCE	TOTAL ENCUMBERED	% OF BUDGET	BUDGET BALANCE
28-HUMAN RESOUCES								
OTHER EXPENSES								
01-528-130 INSURANCE ADMIN. FEES	4,000	4,000	290.00	870.00	1,460.00	0.00	21.75	3,130.00
01-528-140 EMPLOYMENT SCREENING/RECRUIT	15,000	15,000	596.00	2,507.87	1,463.50	300.00	18.72	12,192.13
01-528-141 ADP SERVICES	60,000	60,000	9,719.45	19,376.30	4,949.65	0.00	32.29	40,623.70
01-528-142 RECOGNITION PROGRAM	2,000	2,000	0.00	2,000.00	2,152.82	0.00	100.00	0.00
01-528-150 EMP MED COST ASSIST	50,000	50,000	391.55	9,820.26	6,847.52	0.00	19.64	40,179.74
01-528-162 INSURANCE INCREASE	0	0	0.00	0.00	0.00	0.00	0.00	0.00
01-528-180 COLA 4%	0	0	0.00	0.00	0.00	0.00	0.00	0.00
01-528-701 PRIOR YEAR ADJUSTMENTS	0	0	0.00	0.00	0.00	0.00	0.00	0.00
TOTAL OTHER EXPENSES	131,000	131,000	10,997.00	34,574.43	16,873.49	300.00	26.62	96,125.57
OTHER INCOME/EXPENSES								
01-528-900 UNALLOCATED FUNDS	0	0	0.00	0.00	0.00	0.00	0.00	0.00
TOTAL OTHER INCOME/EXPENSES	0	0	0.00	0.00	0.00	0.00	0.00	0.00
TOTAL 28-HUMAN RESOUCES	131,000	131,000	10,997.00	34,574.43	16,873.49	300.00	26.62	96,125.57

01 -GENERAL FUND

% OF YEAR COMPLETED: 33.33

DEPARTMENTAL EXPENDITURES	ORIGINAL BUDGET	AMENDED BUDGET	CURRENT PERIOD	YEAR TO DATE BALANCE	PRIOR YEAR YTD BALANCE	TOTAL ENCUMBERED	% OF BUDGET	BUDGET BALANCE
30-CAPITAL								
OTHER EXPENSES								
01-530-506 PARKS CAPITAL	0	0	0.00	0.00	0.00	0.00	0.00	0.00
01-530-507 FLEET CAPITAL	0	0	0.00	0.00	0.00	0.00	0.00	0.00
01-530-508 COURT CAPITAL	0	0	0.00	0.00	0.00	0.00	0.00	0.00
01-530-525 CITY MANAGER CAPITAL	0	0	0.00	0.00	0.00	0.00	0.00	0.00
01-530-526 POOL CAPITAL	0	0	0.00	0.00	0.00	0.00	0.00	0.00
01-530-527 POST OFFICE CAPITAL	0	0	0.00	0.00	0.00	0.00	0.00	0.00
01-530-528 HUMAN RESOURCES CAPITAL	0	0	0.00	0.00	0.00	0.00	0.00	0.00
TOTAL OTHER EXPENSES	0	0	0.00	0.00	0.00	0.00	0.00	0.00
CAPITAL EXPENSES								
01-530-801 ADMIN CAPITAL	0	0	0.00	0.00	0.00	0.00	0.00	0.00
01-530-802 POLICE CAPITAL	0	0	0.00	0.00	0.00	0.00	0.00	0.00
01-530-803 FIRE CAPITAL	0	0	0.00	0.00	0.00	17,721.20	0.00	(17,721.20)
01-530-804 SPECIAL SERVICES CAPITAL	0	0	0.00	0.00	0.00	0.00	0.00	0.00
01-530-806 PARKS CAPITAL	0	0	0.00	0.00	30,347.76	0.00	0.00	0.00
01-530-810 FACILITY CAPITAL	0	0	0.00	7,988.00	0.00	0.00	0.00	(7,988.00)
01-530-811 CIVIC CENTER CAPITAL	0	0	0.00	0.00	3,500.00	0.00	0.00	0.00
01-530-814 CONTRACT SERVICES CAPITAL	0	0	0.00	0.00	0.00	0.00	0.00	0.00
01-530-815 TECH SUPPORT CAPITAL	0	0	0.00	0.00	0.00	0.00	0.00	0.00
01-530-816 PUBLIC WORKS CAPITAL	48,169	48,169	0.00	0.00	0.00	0.00	0.00	48,168.81
01-530-817 ANIMAL CONTROL CAPITAL	0	0	0.00	0.00	0.00	0.00	0.00	0.00
01-530-819 CODE ENFORCEMENT CAPITAL	0	0	0.00	0.00	0.00	0.00	0.00	0.00
01-530-820 FINANCE CAPITAL	0	0	0.00	0.00	0.00	0.00	0.00	0.00
TOTAL CAPITAL EXPENSES	48,169	48,169	0.00	7,988.00	33,847.76	17,721.20	53.37	22,459.61
OTHER INCOME/EXPENSES								
01-530-925 TRANSFER OUT TO STREETS	0	0	0.00	0.00	0.00	0.00	0.00	0.00
TOTAL OTHER INCOME/EXPENSES	0	0	0.00	0.00	0.00	0.00	0.00	0.00
TOTAL 30-CAPITAL	48,169	48,169	0.00	7,988.00	33,847.76	17,721.20	53.37	22,459.61

01 -GENERAL FUND

% OF YEAR COMPLETED: 33.33

DEPARTMENTAL EXPENDITURES	ORIGINAL BUDGET	AMENDED BUDGET	CURRENT PERIOD	YEAR TO DATE BALANCE	PRIOR YEAR YTD BALANCE	TOTAL ENCUMBERED	% OF BUDGET	BUDGET BALANCE
00-GENERAL EXPENDITURES								
SALARIES & BENEFITS								
01-500-030 SOCIAL SECURITY	0	0	0.00	0.00	0.00	0.00	0.00	0.00
01-500-050 RETIREMENT	0	0	0.00	0.00	0.00	0.00	0.00	0.00
TOTAL SALARIES & BENEFITS	0	0	0.00	0.00	0.00	0.00	0.00	0.00
TOTAL 00-GENERAL EXPENDITURES	0	0	0.00	0.00	0.00	0.00	0.00	0.00
TOTAL EXPENDITURES	8,320,227	8,320,227	1,135,861.69	2,897,898.75	2,675,864.39	101,241.60	36.05	5,321,086.19
REVENUE OVER/(UNDER) EXPENDITURES	270,229	270,229	109,592.31	190,407.19	742,811.97 (	101,241.60)	33.00	181,063.86

02 -GARBAGE FUND

ACCOUNT #	ACCOUNT DESCRIPTION	BALANCE		
ASSETS				
02-1100	CASH	26,496.78		
02-1102	CLAIM ON CASH	358,847.89		
02-1105	SAVINGS	477.46		
02-1115	INVESTMENT - TEXPOOL	432.15		
02-1315	DUE FROM GENERAL FUND	0.00		
02-1601	A/R-COMMERCIAL GARBAGE	137,916.22		
02-1605	A/R-RESIDENTIAL GARBAGE	169,498.25		
02-1606	ALLOW FOR DOUBTFUL ACCTS	(177,201.88)		
02-1607	A/R-RECYCLING INCOME	0.00		
02-1608	A/R - UNAPPLIED CREDITS	(8,241.61)		
02-1610	A/R-ACCRUED INTEREST	0.00		
			508,225.26	
	TOTAL ASSETS			508,225.26
LIABILITIES				
02-2315	DUE TO GENERAL FUND	0.00		
02-2400	A/P PENDING	5,332.55		
02-2410	A/P-SALES TAX	41,347.31		
02-2415	A/P-GARBAGE CONTRACTOR	0.00		
02-2420	DEFERRED REVENUE-RESIDENT	0.00		
	TOTAL LIABILITIES		46,679.86	
EQUITY				
02-3201	FUND BALANCE	39,891.98		
	TOTAL BEGINNING EQUITY	39,891.98		
	TOTAL REVENUE	692,473.30		
	TOTAL EXPENSES	270,819.88		
	TOTAL INCREASE/(DECREASE) IN FUND BAL.	421,653.42		
	TOTAL EQUITY & FUND BALANCE		461,545.40	
	TOTAL LIABILITIES, EQUITY & FUND BALANCE			508,225.26

02 -GARBAGE FUND

% OF YEAR COMPLETED: 33.33

	ORIGINAL BUDGET	AMENDED BUDGET	CURRENT PERIOD	YEAR TO DATE BALANCE	PRIOR YEAR YTD BALANCE	TOTAL ENCUMBERED	% OF BUDGET	BUDGET BALANCE
REVENUE SUMMARY								
ALL REVENUES	1,873,524	1,873,524	132,229.20	692,473.30	566,750.87	0.00	36.96	1,181,050.82
TOTAL REVENUES	1,873,524	1,873,524	132,229.20	692,473.30	566,750.87	0.00	36.96	1,181,050.82
EXPENDITURE SUMMARY								
00-GENERAL EXPENDITURES								
SALARIES & BENEFITS	58,470	58,470	10,080.22	23,813.68	14,900.83	0.00	40.73	34,656.03
OTHER EXPENSES	1,686,662	1,686,662	2,996.64	241,673.65	375,843.22	0.00	14.33	1,444,988.35
CAPITAL EXPENSES	0	0	5,332.55	5,332.55	0.00	0.00	0.00	(5,332.55)
OTHER INCOME/EXPENSES	125,000	125,000	0.00	0.00	0.00	0.00	0.00	125,000.00
TOTAL 00-GENERAL EXPENDITURES	1,870,132	1,870,132	18,409.41	270,819.88	390,744.05	0.00	14.48	1,599,311.83
TOTAL EXPENDITURES	1,870,132	1,870,132	18,409.41	270,819.88	390,744.05	0.00	14.48	1,599,311.83
REVENUE OVER/(UNDER) EXPENDITURES	3,392	3,392	113,819.79	421,653.42	176,006.82	0.00	2,429.32	(418,261.01)

02 -GARBAGE FUND

% OF YEAR COMPLETED: 33.33

REVENUES	ORIGINAL BUDGET	AMENDED BUDGET	CURRENT PERIOD	YEAR TO DATE BALANCE	PRIOR YEAR YTD BALANCE	TOTAL ENCUMBERED	% OF BUDGET	BUDGET BALANCE
02-4101 INCOME-COMMERCIAL	1,201,549	1,201,549	130,923.68	338,332.89	304,743.29	0.00	28.16	863,216.11
02-4105 INCOME-RESIDENTIAL	642,965	642,965	(615.00)	333,412.43	310,236.86	0.00	51.86	309,552.69
02-4107 INCOME-RECYCLING	0	0	0.00	0.00	0.00	0.00	0.00	0.00
02-4110 INCOME-LATE CHARGE	29,000	29,000	1,906.57	20,713.43	20,327.89	0.00	71.43	8,286.57
02-4115 INCOME-INTEREST	10	10	0.20	0.80	0.80	0.00	8.00	9.20
02-4130 INCOME - MISCELLANEOUS	0	0	0.00	0.00	0.00	0.00	0.00	0.00
02-4475 INCOME - BAD DEBT	0	0	13.75	13.75	(68,557.97)	0.00	0.00	(13.75)
TOTAL REVENUES	1,873,524	1,873,524	132,229.20	692,473.30	566,750.87	0.00	36.96	1,181,050.82

02 -GARBAGE FUND

% OF YEAR COMPLETED: 33.33

DEPARTMENTAL EXPENDITURES	ORIGINAL BUDGET	AMENDED BUDGET	CURRENT PERIOD	YEAR TO DATE BALANCE	PRIOR YEAR YTD BALANCE	TOTAL ENCUMBERED	% OF BUDGET	BUDGET BALANCE
00-GENERAL EXPENDITURES								
SALARIES & BENEFITS								
02-500-010 SALARIES	38,742	38,742	8,793.30	19,646.43	12,368.21	0.00	50.71	19,096.04
02-500-020 OVERTIME	2,700	2,700	0.00	0.00	296.70	0.00	0.00	2,700.00
02-500-030 SOCIAL SECURITY	3,170	3,170	228.02	683.98	968.86	0.00	21.57	2,486.37
02-500-040 HEALTH INSURANCE	9,262	9,262	761.12	2,590.04	0.00	0.00	27.97	6,671.68
02-500-050 RETIREMENT	3,100	3,100	214.32	642.88	920.72	0.00	20.74	2,457.02
02-500-060 WORKERS' COMPENSATION	1,243	1,243	0.00	0.00	346.34	0.00	0.00	1,243.27
02-500-070 UNEMPLOYMENT COMPENSATION	252	252	83.46	250.35	0.00	0.00	99.35	1.65
TOTAL SALARIES & BENEFITS	58,470	58,470	10,080.22	23,813.68	14,900.83	0.00	40.73	34,656.03
OTHER EXPENSES								
02-500-120 DUES & SUBSCRIPTIONS	300	300	0.00	0.00	0.00	0.00	0.00	300.00
02-500-250 LEGAL & CITY ATTORNEY	6,000	6,000	2,004.02	2,939.08	0.00	0.00	48.98	3,060.92
02-500-420 SUPPLIES	1,500	1,500	0.00	71.98	0.00	0.00	4.80	1,428.02
02-500-501 EXPENSES-COMMERCIAL	926,918	926,918	0.00	145,680.12	228,438.43	0.00	15.72	781,237.94
02-500-502 EXPENSES-RESIDENTIAL	566,944	566,944	0.00	90,856.40	136,284.60	0.00	16.03	476,087.54
02-500-503 EXPENSES-ADMINISTRATIVE	0	0	0.00	0.00	0.00	0.00	0.00	0.00
02-500-504 EXPENSES-BAD DEBT	0	0	0.00	0.00	0.00	0.00	0.00	0.00
02-500-505 EXPENSES-MED.WASTE&CLEAN UP	0	0	0.00	0.00	0.00	0.00	0.00	0.00
02-500-590 POSTAGE	5,000	5,000	458.54	1,591.99	1,494.00	0.00	31.84	3,408.01
02-500-591 EXPENSE - ALLY REPAIR	175,000	175,000	534.08	534.08	9,626.19	0.00	0.31	174,465.92
02-500-592 EXPENSES - ADDITIONAL CITY S	5,000	5,000	0.00	0.00	0.00	0.00	0.00	5,000.00
TOTAL OTHER EXPENSES	1,686,662	1,686,662	2,996.64	241,673.65	375,843.22	0.00	14.33	1,444,988.35
CAPITAL EXPENSES								
02-500-800 CAPITAL EXPENDITURES	0	0	5,332.55	5,332.55	0.00	0.00	0.00	(5,332.55)
TOTAL CAPITAL EXPENSES	0	0	5,332.55	5,332.55	0.00	0.00	0.00	(5,332.55)
OTHER INCOME/EXPENSES								
02-500-900 EXPENSES-TRANSFER GENERAL FU	125,000	125,000	0.00	0.00	0.00	0.00	0.00	125,000.00
TOTAL OTHER INCOME/EXPENSES	125,000	125,000	0.00	0.00	0.00	0.00	0.00	125,000.00
TOTAL 00-GENERAL EXPENDITURES	1,870,132	1,870,132	18,409.41	270,819.88	390,744.05	0.00	14.48	1,599,311.83
TOTAL EXPENDITURES	1,870,132	1,870,132	18,409.41	270,819.88	390,744.05	0.00	14.48	1,599,311.83
REVENUE OVER/(UNDER) EXPENDITURES	3,392	3,392	113,819.79	421,653.42	176,006.82	0.00	2,429.32	(418,261.01)

04 -ASSET SEIZ FUND- FEDERAL

ACCOUNT #	ACCOUNT DESCRIPTION	BALANCE		
ASSETS				
04-1102	CLAIM ON CASH	136.56		
04-1105	SAVINGS	359.98		
04-1115	INVESTMENTS	0.00		
04-1315	DUE FROM GENERAL FUND	0.00		
04-1515	A/R-ACCRUED INTEREST	0.00		
04-1550	A/R-MISCELLANEOUS	0.00		
			496.54	
	TOTAL ASSETS			496.54
LIABILITIES				
04-2315	DUE TO GENERAL FUND	0.00		
04-2400	A/P PENDING	0.00		
	TOTAL LIABILITIES		0.00	
EQUITY				
04-3201	FUND BALANCE-RESTRICTED	496.54		
	TOTAL BEGINNING EQUITY	496.54		
	TOTAL REVENUE	0.00		
	TOTAL EXPENSES	0.00		
	TOTAL INCREASE/(DECREASE) IN FUND BAL.	0.00		
	TOTAL EQUITY & FUND BALANCE		496.54	
	TOTAL LIABILITIES, EQUITY & FUND BALANCE			496.54

04 -ASSET SEIZ FUND- FEDERAL

% OF YEAR COMPLETED: 33.33

	ORIGINAL BUDGET	AMENDED BUDGET	CURRENT PERIOD	YEAR TO DATE BALANCE	PRIOR YEAR YTD BALANCE	TOTAL ENCUMBERED	% OF BUDGET	BUDGET BALANCE
REVENUE SUMMARY								
ALL REVENUES	0	0	0.00	0.00	0.00	0.00	0.00	0.00
TOTAL REVENUES	0	0	0.00	0.00	0.00	0.00	0.00	0.00
EXPENDITURE SUMMARY								
00-GENERAL EXPENDITURES								
SALARIES & BENEFITS	0	0	0.00	0.00	0.00	0.00	0.00	0.00
CAPITAL EXPENSES	0	0	0.00	0.00	0.00	0.00	0.00	0.00
TOTAL 00-GENERAL EXPENDITURES	0	0	0.00	0.00	0.00	0.00	0.00	0.00
TOTAL EXPENDITURES	0	0	0.00	0.00	0.00	0.00	0.00	0.00
REVENUE OVER/(UNDER) EXPENDITURES	0	0	0.00	0.00	0.00	0.00	0.00	0.00

04 -ASSET SEIZ FUND- FEDERAL

% OF YEAR COMPLETED: 33.33

REVENUES	ORIGINAL BUDGET	AMENDED BUDGET	CURRENT PERIOD	YEAR TO DATE BALANCE	PRIOR YEAR YTD BALANCE	TOTAL ENCUMBERED	% OF BUDGET	BUDGET BALANCE
04-4101 INCOME-COURT FORFEITED PR	0	0	0.00	0.00	0.00	0.00	0.00	0.00
04-4105 INCOME-ABAND/SEIZED PROP	0	0	0.00	0.00	0.00	0.00	0.00	0.00
04-4115 INCOME-INTEREST	0	0	0.00	0.00	0.00	0.00	0.00	0.00
TOTAL REVENUES	0	0	0.00	0.00	0.00	0.00	0.00	0.00

04 -ASSET SEIZ FUND- FEDERAL

% OF YEAR COMPLETED: 33.33

DEPARTMENTAL EXPENDITURES	ORIGINAL BUDGET	AMENDED BUDGET	CURRENT PERIOD	YEAR TO DATE BALANCE	PRIOR YEAR YTD BALANCE	TOTAL ENCUMBERED	% OF BUDGET	BUDGET BALANCE
00-GENERAL EXPENDITURES								
SALARIES & BENEFITS								
04-500-050 MISCELLANEOUS	0	0	0.00	0.00	0.00	0.00	0.00	0.00
TOTAL SALARIES & BENEFITS	0	0	0.00	0.00	0.00	0.00	0.00	0.00
CAPITAL EXPENSES								
04-500-800 CAPITAL EXPENDITURES	0	0	0.00	0.00	0.00	0.00	0.00	0.00
TOTAL CAPITAL EXPENSES	0	0	0.00	0.00	0.00	0.00	0.00	0.00
TOTAL 00-GENERAL EXPENDITURES	0	0	0.00	0.00	0.00	0.00	0.00	0.00
TOTAL EXPENDITURES	0	0	0.00	0.00	0.00	0.00	0.00	0.00
REVENUE OVER/(UNDER) EXPENDITURES	0	0	0.00	0.00	0.00	0.00	0.00	0.00

05 -COUNTY FIRE CONTRIBUTION

ACCOUNT #	ACCOUNT DESCRIPTION	BALANCE		
ASSETS				
05-1102	CLAIM ON CASH	1,699.43		
05-1105	SAVINGS	0.00		
05-1115	INVESTMENTS	3,946.07		
05-1315	DUE FROM GENERAL FUND	0.00		
05-1515	A/R-ACCRUED INTEREST	0.00		
05-1550	A/R-MISCELLANEOUS	0.00		
			5,645.50	
	TOTAL ASSETS			5,645.50
LIABILITIES				
05-2315	DUE TO GENERAL FUND	0.00		
05-2400	A/P PENDING	0.00		
	TOTAL LIABILITIES		0.00	
EQUITY				
05-3201	FUND BALANCE-RESTRICTED	5,645.50		
	TOTAL BEGINNING EQUITY	5,645.50		
	TOTAL REVENUE	0.00		
	TOTAL EXPENSES	0.00		
	TOTAL INCREASE/(DECREASE) IN FUND BAL.	0.00		
	TOTAL EQUITY & FUND BALANCE		5,645.50	
	TOTAL LIABILITIES, EQUITY & FUND BALANCE			5,645.50

05 -COUNTY FIRE CONTRIBUTION

% OF YEAR COMPLETED: 33.33

	ORIGINAL BUDGET	AMENDED BUDGET	CURRENT PERIOD	YEAR TO DATE BALANCE	PRIOR YEAR YTD BALANCE	TOTAL ENCUMBERED	% OF BUDGET	BUDGET BALANCE
REVENUE SUMMARY								
ALL REVENUES	0	0	0.00	0.00	0.00	0.00	0.00	0.00
TOTAL REVENUES	0	0	0.00	0.00	0.00	0.00	0.00	0.00
EXPENDITURE SUMMARY								
00-GENERAL EXPENDITURES								
SALARIES & BENEFITS	0	0	0.00	0.00	0.00	0.00	0.00	0.00
OTHER EXPENSES	0	0	0.00	0.00	0.00	0.00	0.00	0.00
CAPITAL EXPENSES	0	0	0.00	0.00	0.00	0.00	0.00	0.00
TOTAL 00-GENERAL EXPENDITURES	0	0	0.00	0.00	0.00	0.00	0.00	0.00
TOTAL EXPENDITURES	0	0	0.00	0.00	0.00	0.00	0.00	0.00
REVENUE OVER/(UNDER) EXPENDITURES	0	0	0.00	0.00	0.00	0.00	0.00	0.00

05 -COUNTY FIRE CONTRIBUTION

% OF YEAR COMPLETED: 33.33

REVENUES	ORIGINAL BUDGET	AMENDED BUDGET	CURRENT PERIOD	YEAR TO DATE BALANCE	PRIOR YEAR YTD BALANCE	TOTAL ENCUMBERED	% OF BUDGET	BUDGET BALANCE
05-4101 INCOME-BEXAR COUNTY	0	0	0.00	0.00	0.00	0.00	0.00	0.00
05-4105 INCOME - OTHER	0	0	0.00	0.00	0.00	0.00	0.00	0.00
05-4115 INCOME-INTEREST	0	0	0.00	0.00	0.00	0.00	0.00	0.00
05-4120 GRANT PROCEEDS - FIRE	0	0	0.00	0.00	0.00	0.00	0.00	0.00
TOTAL REVENUES	0	0	0.00	0.00	0.00	0.00	0.00	0.00

05 -COUNTY FIRE CONTRIBUTION

% OF YEAR COMPLETED: 33.33

DEPARTMENTAL EXPENDITURES	ORIGINAL BUDGET	AMENDED BUDGET	CURRENT PERIOD	YEAR TO DATE BALANCE	PRIOR YEAR YTD BALANCE	TOTAL ENCUMBERED	% OF BUDGET	BUDGET BALANCE
00-GENERAL EXPENDITURES								
SALARIES & BENEFITS								
05-500-010 FIRE SUPPLIES	0	0	0.00	0.00	0.00	0.00	0.00	0.00
05-500-050 MISCELLANEOUS	0	0	0.00	0.00	0.00	0.00	0.00	0.00
TOTAL SALARIES & BENEFITS	0	0	0.00	0.00	0.00	0.00	0.00	0.00
OTHER EXPENSES								
05-500-431 EMPLOYEE APPRECIATION LUNCHE	0	0	0.00	0.00	0.00	0.00	0.00	0.00
TOTAL OTHER EXPENSES	0	0	0.00	0.00	0.00	0.00	0.00	0.00
CAPITAL EXPENSES								
05-500-800 CAPITAL EXPENDITURES	0	0	0.00	0.00	0.00	0.00	0.00	0.00
TOTAL CAPITAL EXPENSES	0	0	0.00	0.00	0.00	0.00	0.00	0.00
TOTAL 00-GENERAL EXPENDITURES	0	0	0.00	0.00	0.00	0.00	0.00	0.00
TOTAL EXPENDITURES	0	0	0.00	0.00	0.00	0.00	0.00	0.00
REVENUE OVER/(UNDER) EXPENDITURES	0	0	0.00	0.00	0.00	0.00	0.00	0.00

06 -SCHOOL CROSSING GUARD

ACCOUNT #	ACCOUNT DESCRIPTION	BALANCE		
ASSETS				
06-1102	CLAIM ON CASH	30,982.14		
06-1105	SAVINGS	14,615.42		
06-1115	INVESTMENTS	0.00		
06-1315	DUE FROM GENERAL FUND	0.00		
06-1515	A/R-ACCRUED INTEREST	0.00		
06-1550	A/R-MISCELLANEOUS	0.00		
			45,597.56	
	TOTAL ASSETS			45,597.56
LIABILITIES				
06-2315	DUE TO GENERAL FUND	0.00		
06-2400	A/P PENDING	0.00		
	TOTAL LIABILITIES		0.00	
EQUITY				
06-3201	FUND BALANCE-RESTRICTED	44,452.32		
	TOTAL BEGINNING EQUITY	44,452.32		
	TOTAL REVENUE	1,567.43		
	TOTAL EXPENSES	422.19		
	TOTAL INCREASE/(DECREASE) IN FUND BAL.	1,145.24		
	TOTAL EQUITY & FUND BALANCE		45,597.56	
	TOTAL LIABILITIES, EQUITY & FUND BALANCE			45,597.56

06 -SCHOOL CROSSING GUARD

% OF YEAR COMPLETED: 33.33

	ORIGINAL BUDGET	AMENDED BUDGET	CURRENT PERIOD	YEAR TO DATE BALANCE	PRIOR YEAR YTD BALANCE	TOTAL ENCUMBERED	% OF BUDGET	BUDGET BALANCE
REVENUE SUMMARY								
ALL REVENUES	6,505	6,505	553.15	1,567.43	2,075.51	0.00	24.10	4,937.57
TOTAL REVENUES	6,505	6,505	553.15	1,567.43	2,075.51	0.00	24.10	4,937.57
EXPENDITURE SUMMARY								
00-GENERAL EXPENDITURES								
SALARIES & BENEFITS	2,000	2,000	10.22	422.19	18.12	0.00	21.11	1,577.81
CAPITAL EXPENSES	25,000	25,000	0.00	0.00	0.00	0.00	0.00	25,000.00
TOTAL 00-GENERAL EXPENDITURES	27,000	27,000	10.22	422.19	18.12	0.00	1.56	26,577.81
TOTAL EXPENDITURES	27,000	27,000	10.22	422.19	18.12	0.00	1.56	26,577.81
REVENUE OVER/(UNDER) EXPENDITURES	(20,495)	(20,495)	542.93	1,145.24	2,057.39	0.00	5.59-	(21,640.24)

06 -SCHOOL CROSSING GUARD

% OF YEAR COMPLETED: 33.33

REVENUES	ORIGINAL BUDGET	AMENDED BUDGET	CURRENT PERIOD	YEAR TO DATE BALANCE	PRIOR YEAR YTD BALANCE	TOTAL ENCUMBERED	% OF BUDGET	BUDGET BALANCE
06-4101 INCOME-BEXAR COUNTY	6,500	6,500	553.04	1,566.99	2,075.07	0.00	24.11	4,933.01
06-4115 INCOME-INTEREST	5	5	0.11	0.44	0.44	0.00	8.80	4.56
06-4310 SCHOOL ZONE FINES	0	0	0.00	0.00	0.00	0.00	0.00	0.00
TOTAL REVENUES	6,505	6,505	553.15	1,567.43	2,075.51	0.00	24.10	4,937.57

06 -SCHOOL CROSSING GUARD

% OF YEAR COMPLETED: 33.33

DEPARTMENTAL EXPENDITURES	ORIGINAL BUDGET	AMENDED BUDGET	CURRENT PERIOD	YEAR TO DATE BALANCE	PRIOR YEAR YTD BALANCE	TOTAL ENCUMBERED	% OF BUDGET	BUDGET BALANCE
00-GENERAL EXPENDITURES								
SALARIES & BENEFITS								
06-500-010 DARE PROGRAM	0	0	0.00	0.00	0.00	0.00	0.00	0.00
06-500-020 SAFETY EQUIPMENT	0	0	0.00	393.80	0.00	0.00	0.00	(393.80)
06-500-030 STREET MAINTENANCE	0	0	0.00	0.00	0.00	0.00	0.00	0.00
06-500-050 MISCELLANEOUS	2,000	2,000	10.22	28.39	18.12	0.00	1.42	1,971.61
TOTAL SALARIES & BENEFITS	2,000	2,000	10.22	422.19	18.12	0.00	21.11	1,577.81
CAPITAL EXPENSES								
06-500-800 CAPITAL EXPENDITURES	25,000	25,000	0.00	0.00	0.00	0.00	0.00	25,000.00
TOTAL CAPITAL EXPENSES	25,000	25,000	0.00	0.00	0.00	0.00	0.00	25,000.00
TOTAL 00-GENERAL EXPENDITURES	27,000	27,000	10.22	422.19	18.12	0.00	1.56	26,577.81
TOTAL EXPENDITURES	27,000	27,000	10.22	422.19	18.12	0.00	1.56	26,577.81
REVENUE OVER/(UNDER) EXPENDITURES	(20,495)	(20,495)	542.93	1,145.24	2,057.39	0.00	5.59-	(21,640.24)

08 -POLICE DONATIONS ACCOUNT

ACCOUNT #	ACCOUNT DESCRIPTION	BALANCE		
ASSETS				
08-1102	CLAIM ON CASH	16,709.33		
08-1105	SAVINGS	1,699.16		
08-1315	DUE FROM GENERAL FUND	0.00		
			18,408.49	
	TOTAL ASSETS			18,408.49
LIABILITIES				
08-2315	DUE TO GENERAL FUND	0.00		
08-2400	A/P PENDING	0.00		
	TOTAL LIABILITIES		0.00	
EQUITY				
08-3201	FUND BALANCE	4,628.45		
	TOTAL BEGINNING EQUITY	4,628.45		
	TOTAL REVENUE	13,780.04		
	TOTAL EXPENSES	0.00		
	TOTAL INCREASE/(DECREASE) IN FUND BAL.	13,780.04		
	TOTAL EQUITY & FUND BALANCE		18,408.49	
	TOTAL LIABILITIES, EQUITY & FUND BALANCE			18,408.49

08 -POLICE DONATIONS ACCOUNT

% OF YEAR COMPLETED: 33.33

	ORIGINAL BUDGET	AMENDED BUDGET	CURRENT PERIOD	YEAR TO DATE BALANCE	PRIOR YEAR YTD BALANCE	TOTAL ENCUMBERED	% OF BUDGET	BUDGET BALANCE
REVENUE SUMMARY								
ALL REVENUES	1,000	1,000	1,030.01	13,780.04	2,525.04	0.00	1,378.00	(12,780.04)
TOTAL REVENUES	1,000	1,000	1,030.01	13,780.04	2,525.04	0.00	1,378.00	(12,780.04)
EXPENDITURE SUMMARY								
00-GENERAL EXPENDITURES								
SALARIES & BENEFITS	500	500	0.00	0.00	0.00	0.00	0.00	500.00
OTHER EXPENSES	500	500	0.00	0.00	188.08	0.00	0.00	500.00
CAPITAL EXPENSES	0	0	0.00	0.00	0.00	0.00	0.00	0.00
TOTAL 00-GENERAL EXPENDITURES	1,000	1,000	0.00	0.00	188.08	0.00	0.00	1,000.00
TOTAL EXPENDITURES	1,000	1,000	0.00	0.00	188.08	0.00	0.00	1,000.00
REVENUE OVER/(UNDER) EXPENDITURES	0	0	1,030.01	13,780.04	2,336.96	0.00	0.00	(13,780.04)

08 -POLICE DONATIONS ACCOUNT

% OF YEAR COMPLETED: 33.33

REVENUES	ORIGINAL BUDGET	AMENDED BUDGET	CURRENT PERIOD	YEAR TO DATE BALANCE	PRIOR YEAR YTD BALANCE	TOTAL ENCUMBERED	% OF BUDGET	BUDGET BALANCE
08-4101 INCOME-POLICE DONATIONS	1,000	1,000	1,030.00	13,780.00	2,525.00	0.00	1,378.00	(12,780.00)
08-4102 INCOME-WINDCREST PROUD	0	0	0.00	0.00	0.00	0.00	0.00	0.00
08-4106 INCOME-SWIM TEAM DONATIONS	0	0	0.00	0.00	0.00	0.00	0.00	0.00
08-4115 INCOME-INTEREST	0	0	0.01	0.04	0.04	0.00	0.00	(0.04)
TOTAL REVENUES	1,000	1,000	1,030.01	13,780.04	2,525.04	0.00	1,378.00	(12,780.04)

08 -POLICE DONATIONS ACCOUNT

% OF YEAR COMPLETED: 33.33

DEPARTMENTAL EXPENDITURES	ORIGINAL BUDGET	AMENDED BUDGET	CURRENT PERIOD	YEAR TO DATE BALANCE	PRIOR YEAR YTD BALANCE	TOTAL ENCUMBERED	% OF BUDGET	BUDGET BALANCE
00-GENERAL EXPENDITURES								
SALARIES & BENEFITS								
08-500-010 MISCELLANEOUS EXPENSES	500	500	0.00	0.00	0.00	0.00	0.00	500.00
TOTAL SALARIES & BENEFITS	500	500	0.00	0.00	0.00	0.00	0.00	500.00
OTHER EXPENSES								
08-500-431 EMPLOYEE APPRECIATION LUNCHE	500	500	0.00	0.00	188.08	0.00	0.00	500.00
TOTAL OTHER EXPENSES	500	500	0.00	0.00	188.08	0.00	0.00	500.00
CAPITAL EXPENSES								
08-500-800 CAPITAL EXPENDITURES	0	0	0.00	0.00	0.00	0.00	0.00	0.00
TOTAL CAPITAL EXPENSES	0	0	0.00	0.00	0.00	0.00	0.00	0.00
TOTAL 00-GENERAL EXPENDITURES	1,000	1,000	0.00	0.00	188.08	0.00	0.00	1,000.00
TOTAL EXPENDITURES	1,000	1,000	0.00	0.00	188.08	0.00	0.00	1,000.00
REVENUE OVER/(UNDER) EXPENDITURES	0	0	1,030.01	13,780.04	2,336.96	0.00	0.00	(13,780.04)

09 -ASSET SEIZURE FUND- STATE

ACCOUNT #	ACCOUNT DESCRIPTION	BALANCE		
ASSETS				
09-1102	CLAIM ON CASH	2,502.56		
09-1105	SAVINGS	398.32		
09-1115	INVESTMENTS	0.00		
09-1315	DUE FROM GENERAL FUND	0.00		
09-1515	A/R-ACCRUED INTEREST	0.00		
09-1550	A/R-MISCELLANEOUS	0.00		
			2,900.88	
	TOTAL ASSETS			2,900.88
LIABILITIES				
09-2315	DUE TO GENERAL FUND	0.00		
09-2400	A/P PENDING	0.00		
	TOTAL LIABILITIES		0.00	
EQUITY				
09-3201	FUND BALANCE	2,900.88		
	TOTAL BEGINNING EQUITY	2,900.88		
	TOTAL REVENUE	0.00		
	TOTAL EXPENSES	0.00		
	TOTAL INCREASE/(DECREASE) IN FUND BAL.	0.00		
	TOTAL EQUITY & FUND BALANCE		2,900.88	
	TOTAL LIABILITIES, EQUITY & FUND BALANCE			2,900.88

09 -ASSET SEIZURE FUND- STATE

% OF YEAR COMPLETED: 33.33

	ORIGINAL BUDGET	AMENDED BUDGET	CURRENT PERIOD	YEAR TO DATE BALANCE	PRIOR YEAR YTD BALANCE	TOTAL ENCUMBERED	% OF BUDGET	BUDGET BALANCE
REVENUE SUMMARY								
ALL REVENUES	0	0	0.00	0.00	0.00	0.00	0.00	0.00
TOTAL REVENUES	0	0	0.00	0.00	0.00	0.00	0.00	0.00
EXPENDITURE SUMMARY								
00-GENERAL EXPENDITURES								
SALARIES & BENEFITS	0	0	0.00	0.00	0.00	0.00	0.00	0.00
CAPITAL EXPENSES	0	0	0.00	0.00	0.00	0.00	0.00	0.00
TOTAL 00-GENERAL EXPENDITURES	0	0	0.00	0.00	0.00	0.00	0.00	0.00
TOTAL EXPENDITURES	0	0	0.00	0.00	0.00	0.00	0.00	0.00
REVENUE OVER/(UNDER) EXPENDITURES	0	0	0.00	0.00	0.00	0.00	0.00	0.00

09 -ASSET SEIZURE FUND- STATE

% OF YEAR COMPLETED: 33.33

REVENUES	ORIGINAL BUDGET	AMENDED BUDGET	CURRENT PERIOD	YEAR TO DATE BALANCE	PRIOR YEAR YTD BALANCE	TOTAL ENCUMBERED	% OF BUDGET	BUDGET BALANCE
09-4101 INCOME-COURT FORFEITED PR	0	0	0.00	0.00	0.00	0.00	0.00	0.00
09-4105 INCOME-ABAND/SEIZED PROP	0	0	0.00	0.00	0.00	0.00	0.00	0.00
09-4115 INCOME-INTEREST	0	0	0.00	0.00	0.00	0.00	0.00	0.00
TOTAL REVENUES	0	0	0.00	0.00	0.00	0.00	0.00	0.00

09 -ASSET SEIZURE FUND- STATE

% OF YEAR COMPLETED: 33.33

DEPARTMENTAL EXPENDITURES	ORIGINAL BUDGET	AMENDED BUDGET	CURRENT PERIOD	YEAR TO DATE BALANCE	PRIOR YEAR YTD BALANCE	TOTAL ENCUMBERED	% OF BUDGET	BUDGET BALANCE
00-GENERAL EXPENDITURES								
SALARIES & BENEFITS								
09-500-050 MISCELLANEOUS	0	0	0.00	0.00	0.00	0.00	0.00	0.00
TOTAL SALARIES & BENEFITS	0	0	0.00	0.00	0.00	0.00	0.00	0.00
CAPITAL EXPENSES								
09-500-800 CAPITAL EXPENDITURES	0	0	0.00	0.00	0.00	0.00	0.00	0.00
TOTAL CAPITAL EXPENSES	0	0	0.00	0.00	0.00	0.00	0.00	0.00
TOTAL 00-GENERAL EXPENDITURES	0	0	0.00	0.00	0.00	0.00	0.00	0.00
TOTAL EXPENDITURES	0	0	0.00	0.00	0.00	0.00	0.00	0.00
REVENUE OVER/(UNDER) EXPENDITURES	0	0	0.00	0.00	0.00	0.00	0.00	0.00

10 -POLICE EDUCATION TRAINING

ACCOUNT #	ACCOUNT DESCRIPTION	BALANCE		
ASSETS				
10-1102	CLAIM ON CASH	0.00		
10-1105	SAVINGS	2,971.18		
10-1115	INVESTMENTS	0.00		
10-1315	DUE FROM GENERAL FUND	0.00		
10-1515	A/R ACCRUED INTEREST	0.00		
10-1550	A/R-MISCELLANEOUS	0.00		
10-1601	A/R-MISCELLANEOUS INCOME	0.00		
			2,971.18	
	TOTAL ASSETS			2,971.18
LIABILITIES				
10-2315	DUE TO GENERAL FUND	0.00		
10-2400	A/P PENDING	0.00		
	TOTAL LIABILITIES		0.00	
EQUITY				
10-3201	FUND BALANCE	2,971.10		
	TOTAL BEGINNING EQUITY	2,971.10		
	TOTAL REVENUE	0.08		
	TOTAL EXPENSES	0.00		
	TOTAL INCREASE/(DECREASE) IN FUND BAL.	0.08		
	TOTAL EQUITY & FUND BALANCE		2,971.18	
	TOTAL LIABILITIES, EQUITY & FUND BALANCE			2,971.18

10 -POLICE EDUCATION TRAINING

% OF YEAR COMPLETED: 33.33

	ORIGINAL BUDGET	AMENDED BUDGET	CURRENT PERIOD	YEAR TO DATE BALANCE	PRIOR YEAR YTD BALANCE	TOTAL ENCUMBERED	% OF BUDGET	BUDGET BALANCE
REVENUE SUMMARY								
ALL REVENUES	1,000	1,000	0.02	0.08	2.12	0.00	0.01	999.92
TOTAL REVENUES	1,000	1,000	0.02	0.08	2.12	0.00	0.01	999.92
EXPENDITURE SUMMARY								
00-GENERAL EXPENDITURES								
SALARIES & BENEFITS	1,000	1,000	0.00	0.00	0.00	0.00	0.00	1,000.00
CAPITAL EXPENSES	0	0	0.00	0.00	0.00	0.00	0.00	0.00
TOTAL 00-GENERAL EXPENDITURES	1,000	1,000	0.00	0.00	0.00	0.00	0.00	1,000.00
TOTAL EXPENDITURES	1,000	1,000	0.00	0.00	0.00	0.00	0.00	1,000.00
REVENUE OVER/(UNDER) EXPENDITURES	0	0	0.02	0.08	2.12	0.00	0.00	(0.08)

10 -POLICE EDUCATION TRAINING

% OF YEAR COMPLETED: 33.33

REVENUES	ORIGINAL BUDGET	AMENDED BUDGET	CURRENT PERIOD	YEAR TO DATE BALANCE	PRIOR YEAR YTD BALANCE	TOTAL ENCUMBERED	% OF BUDGET	BUDGET BALANCE
10-4101 INCOME-LEOSE	0	0	0.00	0.00	0.00	0.00	0.00	0.00
10-4105 INCOME- OTHER	1,000	1,000	0.00	0.00	0.00	0.00	0.00	1,000.00
10-4115 INCOME-INTEREST	0	0	0.02	0.08	2.12	0.00	0.00	(0.08)
TOTAL REVENUES	1,000	1,000	0.02	0.08	2.12	0.00	0.01	999.92

10 -POLICE EDUCATION TRAINING

% OF YEAR COMPLETED: 33.33

DEPARTMENTAL EXPENDITURES	ORIGINAL BUDGET	AMENDED BUDGET	CURRENT PERIOD	YEAR TO DATE BALANCE	PRIOR YEAR YTD BALANCE	TOTAL ENCUMBERED	% OF BUDGET	BUDGET BALANCE
00-GENERAL EXPENDITURES								
SALARIES & BENEFITS								
10-500-050 EDUCATION/TRAINING	1,000	1,000	0.00	0.00	0.00	0.00	0.00	1,000.00
TOTAL SALARIES & BENEFITS	1,000	1,000	0.00	0.00	0.00	0.00	0.00	1,000.00
CAPITAL EXPENSES								
10-500-800 CAPITAL EXPENDITURES	0	0	0.00	0.00	0.00	0.00	0.00	0.00
TOTAL CAPITAL EXPENSES	0	0	0.00	0.00	0.00	0.00	0.00	0.00
TOTAL 00-GENERAL EXPENDITURES	1,000	1,000	0.00	0.00	0.00	0.00	0.00	1,000.00
TOTAL EXPENDITURES	1,000	1,000	0.00	0.00	0.00	0.00	0.00	1,000.00
REVENUE OVER/(UNDER) EXPENDITURES	0	0	0.02	0.08	2.12	0.00	0.00	(0.08)

11 -ROOSEVELT SCHOLARSHIP FND

ACCOUNT #	ACCOUNT DESCRIPTION	BALANCE		
ASSETS				
11-1102	CLAIM ON CASH	0.00		
11-1105	SAVINGS	0.00		
11-1115	INVESTMENTS	0.00		
11-1315	DUE FROM GENERAL FUND	0.00		
11-1515	A/R-ACCRUED INTEREST	0.00		
11-1550	A/R-MISCELLANEOUS	0.00		
			0.00	
	TOTAL ASSETS			0.00
LIABILITIES				
11-2315	DUE TO GENERAL FUND	0.00		
11-2400	A/P PENDING	0.00		
	TOTAL LIABILITIES		0.00	
EQUITY				
11-3201	FUND BALANCE	0.00		
	TOTAL BEGINNING EQUITY	0.00		
	TOTAL REVENUE	0.00		
	TOTAL EXPENSES	0.00		
	TOTAL INCREASE/(DECREASE) IN FUND BAL.	0.00		
	TOTAL EQUITY & FUND BALANCE		0.00	
	TOTAL LIABILITIES, EQUITY & FUND BALANCE			0.00

11 -ROOSEVELT SCHOLARSHIP FND

% OF YEAR COMPLETED: 33.33

	ORIGINAL BUDGET	AMENDED BUDGET	CURRENT PERIOD	YEAR TO DATE BALANCE	PRIOR YEAR YTD BALANCE	TOTAL ENCUMBERED	% OF BUDGET	BUDGET BALANCE
REVENUE SUMMARY								
ALL REVENUES	0	0	0.00	0.00	0.00	0.00	0.00	0.00
TOTAL REVENUES	0	0	0.00	0.00	0.00	0.00	0.00	0.00
EXPENDITURE SUMMARY								
00-GENERAL EXPENDITURES								
SALARIES & BENEFITS	0	0	0.00	0.00	0.00	0.00	0.00	0.00
CAPITAL EXPENSES	0	0	0.00	0.00	0.00	0.00	0.00	0.00
TOTAL 00-GENERAL EXPENDITURES	0	0	0.00	0.00	0.00	0.00	0.00	0.00
TOTAL EXPENDITURES	0	0	0.00	0.00	0.00	0.00	0.00	0.00
REVENUE OVER/(UNDER) EXPENDITURES	0	0	0.00	0.00	0.00	0.00	0.00	0.00

11 -ROOSEVELT SCHOLARSHIP FND

% OF YEAR COMPLETED: 33.33

REVENUES	ORIGINAL BUDGET	AMENDED BUDGET	CURRENT PERIOD	YEAR TO DATE BALANCE	PRIOR YEAR YTD BALANCE	TOTAL ENCUMBERED	% OF BUDGET	BUDGET BALANCE
11-4101 INCOME	0	0	0.00	0.00	0.00	0.00	0.00	0.00
11-4115 INCOME-INTEREST	0	0	0.00	0.00	0.00	0.00	0.00	0.00
TOTAL REVENUES	0	0	0.00	0.00	0.00	0.00	0.00	0.00

11 -ROOSEVELT SCHOLARSHIP FND

% OF YEAR COMPLETED: 33.33

DEPARTMENTAL EXPENDITURES	ORIGINAL BUDGET	AMENDED BUDGET	CURRENT PERIOD	YEAR TO DATE BALANCE	PRIOR YEAR YTD BALANCE	TOTAL ENCUMBERED	% OF BUDGET	BUDGET BALANCE
00-GENERAL EXPENDITURES								
SALARIES & BENEFITS								
11-500-050 EXPENDITURES-MISCELLANEOUS	0	0	0.00	0.00	0.00	0.00	0.00	0.00
11-500-060 MISC-SETUP 501.c3	0	0	0.00	0.00	0.00	0.00	0.00	0.00
TOTAL SALARIES & BENEFITS	0	0	0.00	0.00	0.00	0.00	0.00	0.00
CAPITAL EXPENSES								
11-500-800 CAPITAL EXPENDITURES	0	0	0.00	0.00	0.00	0.00	0.00	0.00
TOTAL CAPITAL EXPENSES	0	0	0.00	0.00	0.00	0.00	0.00	0.00
TOTAL 00-GENERAL EXPENDITURES	0	0	0.00	0.00	0.00	0.00	0.00	0.00
TOTAL EXPENDITURES	0	0	0.00	0.00	0.00	0.00	0.00	0.00
REVENUE OVER/(UNDER) EXPENDITURES	0	0	0.00	0.00	0.00	0.00	0.00	0.00

14 -COURT TECHNOLOGY FUND

ACCOUNT #	ACCOUNT DESCRIPTION	BALANCE		
ASSETS				
14-1102	CLAIM ON CASH	26,932.66		
14-1105	CASH - SAVINGS	21,607.98		
14-1315	DUE FROM GENERAL FUND	0.00		
			48,540.64	
	TOTAL ASSETS			48,540.64
LIABILITIES				
14-2315	DUE TO GENERAL FUND	0.00		
14-2400	A/P PENDING	8,210.28		
	TOTAL LIABILITIES		8,210.28	
EQUITY				
14-3201	FUND BALANCE	40,209.17		
	TOTAL BEGINNING EQUITY	40,209.17		
	TOTAL REVENUE	6,553.31		
	TOTAL EXPENSES	6,432.12		
	TOTAL INCREASE/(DECREASE) IN FUND BAL.	121.19		
	TOTAL EQUITY & FUND BALANCE		40,330.36	
	TOTAL LIABILITIES, EQUITY & FUND BALANCE			48,540.64

14 -COURT TECHNOLOGY FUND

% OF YEAR COMPLETED: 33.33

	ORIGINAL BUDGET	AMENDED BUDGET	CURRENT PERIOD	YEAR TO DATE BALANCE	PRIOR YEAR YTD BALANCE	TOTAL ENCUMBERED	% OF BUDGET	BUDGET BALANCE
REVENUE SUMMARY								
ALL REVENUES	15,510	15,510	1,629.77	6,553.31	3,360.51	0.00	42.25	8,956.69
TOTAL REVENUES	15,510	15,510	1,629.77	6,553.31	3,360.51	0.00	42.25	8,956.69
EXPENDITURE SUMMARY								
00-GENERAL EXPENDITURES								
SALARIES & BENEFITS	5,000	5,000	1,110.22	3,839.12	375.00	0.00	76.78	1,160.88
CAPITAL EXPENSES	10,000	10,000	7,100.06	2,593.00	0.00	0.00	25.93	7,407.00
TOTAL 00-GENERAL EXPENDITURES	15,000	15,000	8,210.28	6,432.12	375.00	0.00	42.88	8,567.88
TOTAL EXPENDITURES	15,000	15,000	8,210.28	6,432.12	375.00	0.00	42.88	8,567.88
REVENUE OVER/(UNDER) EXPENDITURES	510	510	(6,580.51)	121.19	2,985.51	0.00	23.76	388.81

14 -COURT TECHNOLOGY FUND

% OF YEAR COMPLETED: 33.33

REVENUES	ORIGINAL BUDGET	AMENDED BUDGET	CURRENT PERIOD	YEAR TO DATE BALANCE	PRIOR YEAR YTD BALANCE	TOTAL ENCUMBERED	% OF BUDGET	BUDGET BALANCE
14-4101 INCOME-COURT TECHNOLOGY FEES	15,500	15,500	1,629.60	6,552.64	3,359.86	0.00	42.28	8,947.36
14-4115 INCOME - INTEREST	10	10	0.17	0.67	0.65	0.00	6.70	9.33
TOTAL REVENUES	15,510	15,510	1,629.77	6,553.31	3,360.51	0.00	42.25	8,956.69

14 -COURT TECHNOLOGY FUND

% OF YEAR COMPLETED: 33.33

DEPARTMENTAL EXPENDITURES	ORIGINAL BUDGET	AMENDED BUDGET	CURRENT PERIOD	YEAR TO DATE BALANCE	PRIOR YEAR YTD BALANCE	TOTAL ENCUMBERED	% OF BUDGET	BUDGET BALANCE
00-GENERAL EXPENDITURES								
SALARIES & BENEFITS								
14-500-050 MISCELLANEOUS	5,000	5,000	1,110.22	3,839.12	375.00	0.00	76.78	1,160.88
TOTAL SALARIES & BENEFITS	5,000	5,000	1,110.22	3,839.12	375.00	0.00	76.78	1,160.88
CAPITAL EXPENSES								
14-500-800 CAPITAL EXPENDITURES	10,000	10,000	7,100.06	2,593.00	0.00	0.00	25.93	7,407.00
TOTAL CAPITAL EXPENSES	10,000	10,000	7,100.06	2,593.00	0.00	0.00	25.93	7,407.00
TOTAL 00-GENERAL EXPENDITURES	15,000	15,000	8,210.28	6,432.12	375.00	0.00	42.88	8,567.88
TOTAL EXPENDITURES	15,000	15,000	8,210.28	6,432.12	375.00	0.00	42.88	8,567.88
REVENUE OVER/(UNDER) EXPENDITURES	510	510	(6,580.51)	121.19	2,985.51	0.00	23.76	388.81

15 -COURT BLDG. SECURITY FUND

ACCOUNT #	ACCOUNT DESCRIPTION	BALANCE		
ASSETS				
15-1102	CLAIM ON CASH	3,509.88		
15-1105	CASH - SAVINGS	734.11		
15-1315	DUE FROM GENERAL FUND	0.00		
			4,243.99	
	TOTAL ASSETS			4,243.99
LIABILITIES				
15-2315	DUE TO GENERAL FUND	0.00		
15-2400	A/P PENDING	0.00		
	TOTAL LIABILITIES		0.00	
EQUITY				
15-3201	FUND BALANCE	6,761.66		
	TOTAL BEGINNING EQUITY	6,761.66		
	TOTAL REVENUE	6,137.33		
	TOTAL EXPENSES	8,655.00		
	TOTAL INCREASE/(DECREASE) IN FUND BAL.	(2,517.67)		
	TOTAL EQUITY & FUND BALANCE		4,243.99	
	TOTAL LIABILITIES, EQUITY & FUND BALANCE			4,243.99

15 -COURT BLDG. SECURITY FUND

% OF YEAR COMPLETED: 33.33

	ORIGINAL BUDGET	AMENDED BUDGET	CURRENT PERIOD	YEAR TO DATE BALANCE	PRIOR YEAR YTD BALANCE	TOTAL ENCUMBERED	% OF BUDGET	BUDGET BALANCE
REVENUE SUMMARY								
ALL REVENUES	14,432	14,432	1,926.74	6,137.33	3,834.51	0.00	42.53	8,294.67
TOTAL REVENUES	14,432	14,432	1,926.74	6,137.33	3,834.51	0.00	42.53	8,294.67
EXPENDITURE SUMMARY								
00-GENERAL EXPENDITURES								
SALARIES & BENEFITS	2,500	2,500	0.00	0.00	0.00	0.00	0.00	2,500.00
CAPITAL EXPENSES	5,000	5,000	0.00	8,655.00	0.00	0.00	173.10	(3,655.00)
TOTAL 00-GENERAL EXPENDITURES	7,500	7,500	0.00	8,655.00	0.00	0.00	115.40	(1,155.00)
TOTAL EXPENDITURES	7,500	7,500	0.00	8,655.00	0.00	0.00	115.40	(1,155.00)
REVENUE OVER/(UNDER) EXPENDITURES	6,932	6,932	1,926.74	(2,517.67)	3,834.51	0.00	36.32-	9,449.67

D: 33.33

% OF BUDGET	BUDGET BALANCE
42.53	8,294.71
0.00	(0.04)
0.00	0.00
42.53	8,294.67

16 -HOTEL/MOTEL TAX FUND

ACCOUNT #	ACCOUNT DESCRIPTION	BALANCE		
ASSETS				
16-1102	CLAIM ON CASH	10,425.90		
16-1105	SAVINGS	214,761.39		
16-1115	INVESTMENTS	0.00		
16-1315	DUE FROM GENERAL FUND	0.00		
16-1357	DUE FROM TEXAS TAX NOTE FUND	0.00		
16-1515	A/R - ACCRUED INTEREST	0.00		
16-1550	A/R - MISCELLANEOUS	0.00		
			225,187.29	
	TOTAL ASSETS			225,187.29
LIABILITIES				
16-2315	DUE TO GENERAL FUND	0.00		
16-2357	DUE TO TEXAS TAX NOTES FUND	0.00		
16-2375	DUE TO EDC FUND	0.00		
16-2400	A/P PENDING	0.00		
	TOTAL LIABILITIES		0.00	
EQUITY				
16-3201	FUND BALANCE	157,226.95		
	TOTAL BEGINNING EQUITY	157,226.95		
	TOTAL REVENUE	67,960.34		
	TOTAL EXPENSES	0.00		
	TOTAL INCREASE/(DECREASE) IN FUND BAL.	67,960.34		
	TOTAL EQUITY & FUND BALANCE		225,187.29	
	TOTAL LIABILITIES, EQUITY & FUND BALANCE			225,187.29

16 -HOTEL/MOTEL TAX FUND

% OF YEAR COMPLETED: 33.33

	ORIGINAL BUDGET	AMENDED BUDGET	CURRENT PERIOD	YEAR TO DATE BALANCE	PRIOR YEAR YTD BALANCE	TOTAL ENCUMBERED	% OF BUDGET	BUDGET BALANCE
REVENUE SUMMARY								
ALL REVENUES	294,717	294,717	25,288.88	67,960.34	38,421.35	0.00	23.06	226,756.30
TOTAL REVENUES	294,717	294,717	25,288.88	67,960.34	38,421.35	0.00	23.06	226,756.30
EXPENDITURE SUMMARY								
00-GENERAL EXPENDITURES								
SALARIES & BENEFITS	0	0	0.00	0.00	0.00	0.00	0.00	0.00
OTHER EXPENSES	285,000	285,000	0.00	0.00	0.00	0.00	0.00	285,000.00
CAPITAL EXPENSES	0	0	0.00	0.00	0.00	0.00	0.00	0.00
TOTAL 00-GENERAL EXPENDITURES	285,000	285,000	0.00	0.00	0.00	0.00	0.00	285,000.00
TOTAL EXPENDITURES	285,000	285,000	0.00	0.00	0.00	0.00	0.00	285,000.00
REVENUE OVER/(UNDER) EXPENDITURES	9,717	9,717	25,288.88	67,960.34	38,421.35	0.00	699.42	(58,243.70)

CITY OF WINCREST
REVENUE & EXPENSE REPORT (UNAUDITED)
AS OF: JANUARY 31ST, 2022

16 -HOTEL/MOTEL TAX FUND

% OF YEAR COMPLETED: 33.33

REVENUES	ORIGINAL BUDGET	AMENDED BUDGET	CURRENT PERIOD	YEAR TO DATE BALANCE	PRIOR YEAR YTD BALANCE	TOTAL ENCUMBERED	% OF BUDGET	BUDGET BALANCE
16-4101 INCOME-HOT	294,687	294,687	25,287.20	67,954.77	38,415.06	0.00	23.06	226,731.87
16-4105 INCOME-OTHER	0	0	0.00	0.00	0.00	0.00	0.00	0.00
16-4115 INCOME-INTEREST	30	30	1.68	5.57	6.29	0.00	18.57	24.43
TOTAL REVENUES	294,717	294,717	25,288.88	67,960.34	38,421.35	0.00	23.06	226,756.30

16 -HOTEL/MOTEL TAX FUND

% OF YEAR COMPLETED: 33.33

DEPARTMENTAL EXPENDITURES	ORIGINAL BUDGET	AMENDED BUDGET	CURRENT PERIOD	YEAR TO DATE BALANCE	PRIOR YEAR YTD BALANCE	TOTAL ENCUMBERED	% OF BUDGET	BUDGET BALANCE
00-GENERAL EXPENDITURES								
SALARIES & BENEFITS								
16-500-040 ADVERTISING & PROMOTION	0	0	0.00	0.00	0.00	0.00	0.00	0.00
16-500-050 MISCELLANEOUS	0	0	0.00	0.00	0.00	0.00	0.00	0.00
TOTAL SALARIES & BENEFITS	0	0	0.00	0.00	0.00	0.00	0.00	0.00
OTHER EXPENSES								
16-500-501 TRANSFER TO GENERAL FUND	285,000	285,000	0.00	0.00	0.00	0.00	0.00	285,000.00
TOTAL OTHER EXPENSES	285,000	285,000	0.00	0.00	0.00	0.00	0.00	285,000.00
CAPITAL EXPENSES								
16-500-800 CAPITAL EXPENDITURES	0	0	0.00	0.00	0.00	0.00	0.00	0.00
TOTAL CAPITAL EXPENSES	0	0	0.00	0.00	0.00	0.00	0.00	0.00
TOTAL 00-GENERAL EXPENDITURES	285,000	285,000	0.00	0.00	0.00	0.00	0.00	285,000.00
TOTAL EXPENDITURES	285,000	285,000	0.00	0.00	0.00	0.00	0.00	285,000.00
REVENUE OVER/(UNDER) EXPENDITURES	9,717	9,717	25,288.88	67,960.34	38,421.35	0.00	699.42	(58,243.70)

17 -DEBT SERVICE

ACCOUNT #	ACCOUNT DESCRIPTION	BALANCE		
ASSETS				
17-1102	CLAIM ON CASH	572,828.43		
17-1105	SAVINGS	0.00		
17-1115	INVESTMENTS	0.00		
17-1315	DUE FROM GENERAL FUND	0.00		
17-1316	DUE FROM 2019A BOND	0.00		
17-1356	DUE FROM HOTEL/MOTEL TAX FND	0.00		
17-1501	A/R - ADVALOREM TAXES	8,200.68		
17-1505	ALLOW FOR DOUBTFUL ACCTS	(1,230.10)		
17-1515	A/R - ACCRUED INTEREST	0.00		
17-1550	A/R - MISCELLANEOUS	598.36		
			580,397.37	
	TOTAL ASSETS			580,397.37
LIABILITIES				
17-2315	DUE TO GENERAL FUND	0.00		
17-2316	ACCRUED INTEREST	0.00		
17-2356	DUE TO HOTEL/MOTEL TAX FUND	0.00		
17-2400	A/P PENDING	0.00		
17-2501	DEFFERED REVENUE - TAXES	6,970.58		
	TOTAL LIABILITIES		6,970.58	
EQUITY				
17-3201	FUND BALANCE	16,095.09		
	TOTAL BEGINNING EQUITY	16,095.09		
	TOTAL REVENUE	557,331.70		
	TOTAL EXPENSES	0.00		
	TOTAL INCREASE/(DECREASE) IN FUND BAL.	557,331.70		
	TOTAL EQUITY & FUND BALANCE		573,426.79	
	TOTAL LIABILITIES, EQUITY & FUND BALANCE			580,397.37

17 -DEBT SERVICE

% OF YEAR COMPLETED: 33.33

	ORIGINAL BUDGET	AMENDED BUDGET	CURRENT PERIOD	YEAR TO DATE BALANCE	PRIOR YEAR YTD BALANCE	TOTAL ENCUMBERED	% OF BUDGET	BUDGET BALANCE
REVENUE SUMMARY								
ALL REVENUES	665,000	665,000	459,214.43	557,331.70	0.00	0.00	83.81	107,668.30
TOTAL REVENUES	665,000	665,000	459,214.43	557,331.70	0.00	0.00	83.81	107,668.30
EXPENDITURE SUMMARY								
00-GENERAL EXPENDITURES								
OTHER EXPENSES	660,375	660,375	0.00	0.00	0.00	0.00	0.00	660,375.00
TOTAL 00-GENERAL EXPENDITURES	660,375	660,375	0.00	0.00	0.00	0.00	0.00	660,375.00
TOTAL EXPENDITURES	660,375	660,375	0.00	0.00	0.00	0.00	0.00	660,375.00
REVENUE OVER/(UNDER) EXPENDITURES	4,625	4,625	459,214.43	557,331.70	0.00	0.00	2,050.42	(552,706.70)

CITY OF WINCREST
REVENUE & EXPENSE REPORT (UNAUDITED)
AS OF: JANUARY 31ST, 2022

17 -DEBT SERVICE

% OF YEAR COMPLETED: 33.33

REVENUES	ORIGINAL BUDGET	AMENDED BUDGET	CURRENT PERIOD	YEAR TO DATE BALANCE	PRIOR YEAR YTD BALANCE	TOTAL ENCUMBERED	% OF BUDGET	BUDGET BALANCE
17-4101 INCOME - TAX NOTES PROCEEDS	0	0	0.00	0.00	0.00	0.00	0.00	0.00
17-4105 INCOME - OTHER	0	0	0.00	0.00	0.00	0.00	0.00	0.00
17-4115 INCOME - INTEREST	0	0	0.00	0.00	0.00	0.00	0.00	0.00
17-4116 INCOME - SALES TAX (.25)	0	0	0.00	0.00	0.00	0.00	0.00	0.00
17-4117 AD VALOREM TAX (I&S)	665,000	665,000	459,214.43	557,331.70	0.00	0.00	83.81	107,668.30
TOTAL REVENUES	665,000	665,000	459,214.43	557,331.70	0.00	0.00	83.81	107,668.30

17 -DEBT SERVICE

% OF YEAR COMPLETED: 33.33

DEPARTMENTAL EXPENDITURES	ORIGINAL BUDGET	AMENDED BUDGET	CURRENT PERIOD	YEAR TO DATE BALANCE	PRIOR YEAR YTD BALANCE	TOTAL ENCUMBERED	% OF BUDGET	BUDGET BALANCE
00-GENERAL EXPENDITURES								
OTHER EXPENSES								
17-500-211 GO SERIES 2019 A PRINCIPAL E	230,000	230,000	0.00	0.00	0.00	0.00	0.00	230,000.00
17-500-212 GO SERIES 2019 A INTEREST EX	264,050	264,050	0.00	0.00	0.00	0.00	0.00	264,050.00
17-500-213 GO SERIES 2019 B PRINCIPAL E	95,000	95,000	0.00	0.00	0.00	0.00	0.00	95,000.00
17-500-214 GO SERIES 2019 B INTEREST EX	71,325	71,325	0.00	0.00	0.00	0.00	0.00	71,325.00
17-500-351 GO SERIES 2019 A ISSUANCE CO	0	0	0.00	0.00	0.00	0.00	0.00	0.00
17-500-352 GO SERIES 2019 B ISSUANCE CO	0	0	0.00	0.00	0.00	0.00	0.00	0.00
17-500-400 PAY AGENT/REGISTRAR FEES	0	0	0.00	0.00	0.00	0.00	0.00	0.00
TOTAL OTHER EXPENSES	660,375	660,375	0.00	0.00	0.00	0.00	0.00	660,375.00
TOTAL 00-GENERAL EXPENDITURES	660,375	660,375	0.00	0.00	0.00	0.00	0.00	660,375.00
TOTAL EXPENDITURES	660,375	660,375	0.00	0.00	0.00	0.00	0.00	660,375.00
REVENUE OVER/(UNDER) EXPENDITURES	4,625	4,625	459,214.43	557,331.70	0.00	0.00	2,050.42	(552,706.70)

18 -WCC&PD FUND

ACCOUNT #	ACCOUNT DESCRIPTION	BALANCE		
ASSETS				
18-1102	CLAIM ON CASH	(157,970.33)		
18-1105	CASH - SAVINGS	634,487.70		
18-1210	PREPAID MAINTENANCE	0.00		
18-1315	DUE FROM GENERAL FUND	0.00		
18-1510	A/R-SALES TAX	0.00		
18-1515	A/R - MISC.	0.00		
			476,517.37	
	TOTAL ASSETS			476,517.37
LIABILITIES				
18-2200	WAGES PAYABLE	0.00		
18-2230	TMRS PAYABLE	0.00		
18-2250	INSURANCE A/P	0.40		
18-2315	DUE TO GENERAL FUND	0.00		
18-2400	A/P PENDING	0.00		
18-2410	A/P - SALES TAX	0.00		
18-2451	A/P SALES TAX PAYBACK	0.00		
	TOTAL LIABILITIES		0.40	
EQUITY				
18-3201	FUND BALANCE	671,688.12		
	TOTAL BEGINNING EQUITY	671,688.12		
	TOTAL REVENUE	253,698.89		
	TOTAL EXPENSES	448,870.04		
	TOTAL INCREASE/(DECREASE) IN FUND BAL.	(195,171.15)		
	TOTAL EQUITY & FUND BALANCE		476,516.97	
	TOTAL LIABILITIES, EQUITY & FUND BALANCE			476,517.37

18 -WCC&PD FUND

% OF YEAR COMPLETED: 33.33

	ORIGINAL BUDGET	AMENDED BUDGET	CURRENT PERIOD	YEAR TO DATE BALANCE	PRIOR YEAR YTD BALANCE	TOTAL ENCUMBERED	% OF BUDGET	BUDGET BALANCE
REVENUE SUMMARY								
ALL REVENUES	1,030,595	1,030,595	98,115.51	253,698.89	171,286.92	0.00	24.62	776,895.77
TOTAL REVENUES	1,030,595	1,030,595	98,115.51	253,698.89	171,286.92	0.00	24.62	776,895.77
EXPENDITURE SUMMARY								
00-GENERAL EXPENDITURES								
SALARIES & BENEFITS	912,978	912,978	63,733.27	217,349.14	183,179.48	0.00	23.81	695,629.33
OTHER EXPENSES	119,400	119,400	71,722.00	71,722.00	2,641.00	0.00	60.07	47,678.00
CAPITAL EXPENSES	65,000	65,000	0.00	159,798.90	62,427.67	10,687.33	262.29	(105,486.23)
OTHER INCOME/EXPENSES	53,000	53,000	0.00	0.00	0.00	0.00	0.00	53,000.00
TOTAL 00-GENERAL EXPENDITURES	1,150,378	1,150,378	135,455.27	448,870.04	248,248.15	10,687.33	39.95	690,821.10
TOTAL EXPENDITURES	1,150,378	1,150,378	135,455.27	448,870.04	248,248.15	10,687.33	39.95	690,821.10
REVENUE OVER/(UNDER) EXPENDITURES	(119,784)	(119,784)	(37,339.76)	(195,171.15)	(76,961.23)	(10,687.33)	171.86	86,074.67

CITY OF WINCREST
REVENUE & EXPENSE REPORT (UNAUDITED)
AS OF: JANUARY 31ST, 2022

18 -WCC&PD FUND

% OF YEAR COMPLETED: 33.33

REVENUES	ORIGINAL BUDGET	AMENDED BUDGET	CURRENT PERIOD	YEAR TO DATE BALANCE	PRIOR YEAR YTD BALANCE	TOTAL ENCUMBERED	% OF BUDGET	BUDGET BALANCE
18-4101 INCOME - SALES TAX	1,030,545	1,030,545	98,110.83	189,358.10	171,274.40	0.00	18.37	841,186.56
18-4102 INCOME-K9 DONATIONS	0	0	0.00	0.00	0.00	0.00	0.00	0.00
18-4105 INCOME - OTHER	0	0	0.00	64,320.74	0.00	0.00	0.00	(64,320.74)
18-4115 INCOME - INTEREST	50	50	4.68	20.05	12.52	0.00	40.10	29.95
18-4120 PROCEEDS FROM GUN SALES	0	0	0.00	0.00	0.00	0.00	0.00	0.00
18-4900 PROCEEDS FROM CAPITAL LEASE	0	0	0.00	0.00	0.00	0.00	0.00	0.00
TOTAL REVENUES	1,030,595	1,030,595	98,115.51	253,698.89	171,286.92	0.00	24.62	776,895.77

18 -WCC&PD FUND

% OF YEAR COMPLETED: 33.33

DEPARTMENTAL EXPENDITURES	ORIGINAL BUDGET	AMENDED BUDGET	CURRENT PERIOD	YEAR TO DATE BALANCE	PRIOR YEAR YTD BALANCE	TOTAL ENCUMBERED	% OF BUDGET	BUDGET BALANCE
00-GENERAL EXPENDITURES								
SALARIES & BENEFITS								
18-500-009 SALARIES	611,133	611,133	40,551.04	141,685.01	119,100.78	0.00	23.18	469,447.99
18-500-010 ADMINISTRATIVE EXPENSE	0	0	0.00	0.00	0.00	0.00	0.00	0.00
18-500-011 LONGEVITY	0	0	0.00	0.00	0.00	0.00	0.00	0.00
18-500-013 STIPEND	0	0	0.00	0.00	0.00	0.00	0.00	0.00
18-500-014 SPECIAL ASSIGNMENT PAY K-9	4,500	4,500	0.00	0.00	1,434.09	0.00	0.00	4,500.00
18-500-015 INCENTIVE PAY-BILING & SHIFT	1,200	1,200	106.47	414.75	625.33	0.00	34.56	785.25
18-500-017 CERTIFICATION PAY	3,500	3,500	276.96	1,117.73	583.59	0.00	31.94	2,382.27
18-500-018 EDUCATION PAY	1,200	1,200	92.32	372.58	286.85	0.00	31.05	827.42
18-500-019 TUITION REIMBURSEMENT	0	0	0.00	0.00	0.00	0.00	0.00	0.00
18-500-020 OVERTIME	22,200	22,200	5,582.24	14,025.25	18,180.80	0.00	63.18	8,174.75
18-500-021 7K HOURS	18,420	18,420	624.69	2,196.15	2,323.20	0.00	11.92	16,223.39
18-500-026 HAZARDOUS DUTY PAY	3,600	3,600	286.18	1,130.53	1,008.12	0.00	31.40	2,469.47
18-500-030 SOCIAL SECURITY	51,940	51,940	3,555.48	11,990.05	10,727.27	0.00	23.08	39,949.84
18-500-040 HEALTH INSURANCE	111,141	111,141	5,382.03	21,228.15	14,604.14	0.00	19.10	89,912.49
18-500-050 RETIREMENT	50,808	50,808	3,416.68	11,571.73	10,637.13	0.00	22.78	39,236.38
18-500-060 WORKERS COMPENSATION	30,313	30,313	2,528.62	10,103.82	3,117.13	0.00	33.33	20,209.47
18-500-070 UNEMPLOYMENT COMPENSATION	3,024	3,024	1,330.56	1,513.39	551.05	0.00	50.05	1,510.61
TOTAL SALARIES & BENEFITS	912,978	912,978	63,733.27	217,349.14	183,179.48	0.00	23.81	695,629.33
OTHER EXPENSES								
18-500-120 DUES & SUBSCRIPTIONS	0	0	0.00	0.00	0.00	0.00	0.00	0.00
18-500-130 BONDS & TRAINING	0	0	0.00	0.00	0.00	0.00	0.00	0.00
18-500-250 LEGAL EXPENSE	0	0	0.00	0.00	0.00	0.00	0.00	0.00
18-500-290 AUDIT	10,000	10,000	0.00	0.00	0.00	0.00	0.00	10,000.00
18-500-325 SALES TAX COLLECTION SERVICE	10,000	10,000	71,722.00	71,722.00	2,641.00	0.00	717.22	(61,722.00)
18-500-420 OFFICE SUPPLIES/FURNITURE	0	0	0.00	0.00	0.00	0.00	0.00	0.00
18-500-430 JUVENILE PROG.FEES & SUPPLIE	0	0	0.00	0.00	0.00	0.00	0.00	0.00
18-500-431 MISCELLANEOUS SUPPLIES	0	0	0.00	0.00	0.00	0.00	0.00	0.00
18-500-433 IT SOFWARE HARDWARE&SUPPLIES	0	0	0.00	0.00	0.00	0.00	0.00	0.00
18-500-435 K-9 PROGRAM EXPENSES	0	0	0.00	0.00	0.00	0.00	0.00	0.00
18-500-440 ELECTION EXPENSE	0	0	0.00	0.00	0.00	0.00	0.00	0.00
18-500-450 SYSTEM ACCESS FEE	0	0	0.00	0.00	0.00	0.00	0.00	0.00
18-500-480 UNIFORMS	0	0	0.00	0.00	0.00	0.00	0.00	0.00
18-500-485 WEAPONS & AMMUNITION	0	0	0.00	0.00	0.00	0.00	0.00	0.00
18-500-486 PERSONAL PROTECTIVE EQUIPMEN	0	0	0.00	0.00	0.00	0.00	0.00	0.00
18-500-487 VEHICLE EQUIPMENT	0	0	0.00	0.00	0.00	0.00	0.00	0.00
18-500-488 EMERGENCY SERVICES	0	0	0.00	0.00	0.00	0.00	0.00	0.00
18-500-489 COMMUNITY SERVICES	0	0	0.00	0.00	0.00	0.00	0.00	0.00
18-500-490 MEMORIAL SERVICES	0	0	0.00	0.00	0.00	0.00	0.00	0.00
18-500-500 MISC. CRIME PREVENTION	0	0	0.00	0.00	0.00	0.00	0.00	0.00
18-500-515 DEBT SERVICE - PRINCIPAL	0	0	0.00	0.00	0.00	0.00	0.00	0.00
18-500-516 DEBT SERVICE - PRINCIPAL	0	0	0.00	0.00	0.00	0.00	0.00	0.00
18-500-517 MAINTENANCE ON EQUIPMENT	99,400	99,400	0.00	0.00	0.00	0.00	0.00	99,400.00
18-500-518 DEBT SERVICE - INTEREST	0	0	0.00	0.00	0.00	0.00	0.00	0.00
18-500-520 BICYCLE PARTS & MAINTENANCE	0	0	0.00	0.00	0.00	0.00	0.00	0.00
TOTAL OTHER EXPENSES	119,400	119,400	71,722.00	71,722.00	2,641.00	0.00	60.07	47,678.00

18 -WCC&PD FUND

% OF YEAR COMPLETED: 33.33

DEPARTMENTAL EXPENDITURES	ORIGINAL BUDGET	AMENDED BUDGET	CURRENT PERIOD	YEAR TO DATE BALANCE	PRIOR YEAR YTD BALANCE	TOTAL ENCUMBERED	% OF BUDGET	BUDGET BALANCE
CAPITAL EXPENSES								
18-500-800 CAPITAL EXPENDITURES	65,000	65,000	0.00	159,798.90	62,427.67	10,687.33	262.29	(105,486.23)
TOTAL CAPITAL EXPENSES	65,000	65,000	0.00	159,798.90	62,427.67	10,687.33	262.29	(105,486.23)
OTHER INCOME/EXPENSES								
18-500-900 PRIOR PERIOD ADJUSTMENTS	0	0	0.00	0.00	0.00	0.00	0.00	0.00
18-500-901 TRANSFER TO GEN FUND	53,000	53,000	0.00	0.00	0.00	0.00	0.00	53,000.00
TOTAL OTHER INCOME/EXPENSES	53,000	53,000	0.00	0.00	0.00	0.00	0.00	53,000.00
TOTAL 00-GENERAL EXPENDITURES	1,150,378	1,150,378	135,455.27	448,870.04	248,248.15	10,687.33	39.95	690,821.10
TOTAL EXPENDITURES	1,150,378	1,150,378	135,455.27	448,870.04	248,248.15	10,687.33	39.95	690,821.10
REVENUE OVER/(UNDER) EXPENDITURES	(119,784)	(119,784)	(37,339.76)	(195,171.15)	(76,961.23)	(10,687.33)	171.86	86,074.67

19 -CAPITAL PROJECTS STREETS

ACCOUNT #	ACCOUNT DESCRIPTION	BALANCE		
ASSETS				
19-1102	CLAIM ON CASH	176,760.36		
19-1105	CASH - SAVINGS	24,933.20		
19-1115	INVESTMENTS-TEXPOOL #159000002	10,861.67		
19-1116	INVESTMENTS-TEXPOOL#159000001	8,312.39		
19-1204	PREPAID SALES TAX	0.26		
19-1315	DUE FROM GENERAL FUND	0.00		
19-1510	A/R-SALES TAX	(90.04)		
			220,777.84	
	TOTAL ASSETS			220,777.84
LIABILITIES				
19-2315	DUE TO GENERAL FUND	0.00		
19-2400	A/P PENDING	0.00		
19-2410	A/P - SALES TAX	0.00		
19-2441	Construction Retainage	2,495.47		
19-2451	A/P SALES TAX PAYBACK	0.00		
	TOTAL LIABILITIES		2,495.47	
EQUITY				
19-3201	FUND BALANCE	53,859.11		
	TOTAL BEGINNING EQUITY	53,859.11		
	TOTAL REVENUE	171,623.01		
	TOTAL EXPENSES	7,199.75		
	TOTAL INCREASE/(DECREASE) IN FUND BAL.	164,423.26		
	TOTAL EQUITY & FUND BALANCE		218,282.37	
	TOTAL LIABILITIES, EQUITY & FUND BALANCE			220,777.84

19 -CAPITAL PROJECTS STREETS

% OF YEAR COMPLETED: 33.33

	ORIGINAL BUDGET	AMENDED BUDGET	CURRENT PERIOD	YEAR TO DATE BALANCE	PRIOR YEAR YTD BALANCE	TOTAL ENCUMBERED	% OF BUDGET	BUDGET BALANCE
REVENUE SUMMARY								
ALL REVENUES	806,550	806,550	80,864.79	171,623.01	152,978.89	0.00	21.28	634,926.99
TOTAL REVENUES	806,550	806,550	80,864.79	171,623.01	152,978.89	0.00	21.28	634,926.99
EXPENDITURE SUMMARY								
00-GENERAL EXPENDITURES								
SALARIES & BENEFITS	5,000	5,000	0.00	0.00	0.00	0.00	0.00	5,000.00
OTHER EXPENSES	160,000	160,000	0.00	0.00	114,101.00	0.00	0.00	160,000.00
CAPITAL EXPENSES	640,000	640,000	0.00	7,199.75	712,386.99	0.00	1.12	632,800.25
OTHER INCOME/EXPENSES	0	0	0.00	0.00	0.00	0.00	0.00	0.00
TOTAL 00-GENERAL EXPENDITURES	805,000	805,000	0.00	7,199.75	826,487.99	0.00	0.89	797,800.25
TOTAL EXPENDITURES	805,000	805,000	0.00	7,199.75	826,487.99	0.00	0.89	797,800.25
REVENUE OVER/(UNDER) EXPENDITURES	1,550	1,550	80,864.79	164,423.26	(673,509.10)	0.00	607.95	(162,873.26)

CITY OF WINCREST
REVENUE & EXPENSE REPORT (UNAUDITED)
AS OF: JANUARY 31ST, 2022

19 -CAPITAL PROJECTS STREETS

% OF YEAR COMPLETED: 33.33

REVENUES	ORIGINAL BUDGET	AMENDED BUDGET	CURRENT PERIOD	YEAR TO DATE BALANCE	PRIOR YEAR YTD BALANCE	TOTAL ENCUMBERED	% OF BUDGET	BUDGET BALANCE
19-4101 INCOME - TAX NOTES PROCEEDS	0	0	0.00	0.00	0.00	0.00	0.00	0.00
19-4105 TRANSFER FROM GENERAL FUND	0	0	0.00	0.00	0.00	0.00	0.00	0.00
19-4115 INCOME - INTEREST	10	10	0.19	1.67	4.68	0.00	16.70	8.33
19-4116 INCOME-SALES TAX (.25)	806,540	806,540	80,864.60	171,621.34	152,974.21	0.00	21.28	634,918.66
19-4460 MISC. INCOME	0	0	0.00	0.00	0.00	0.00	0.00	0.00
TOTAL REVENUES	806,550	806,550	80,864.79	171,623.01	152,978.89	0.00	21.28	634,926.99

19 -CAPITAL PROJECTS STREETS

% OF YEAR COMPLETED: 33.33

DEPARTMENTAL EXPENDITURES	ORIGINAL BUDGET	AMENDED BUDGET	CURRENT PERIOD	YEAR TO DATE BALANCE	PRIOR YEAR YTD BALANCE	TOTAL ENCUMBERED	% OF BUDGET	BUDGET BALANCE
00-GENERAL EXPENDITURES								
SALARIES & BENEFITS								
19-500-050 MISCELLANEOUS EXPENSE	5,000	5,000	0.00	0.00	0.00	0.00	0.00	5,000.00
TOTAL SALARIES & BENEFITS	5,000	5,000	0.00	0.00	0.00	0.00	0.00	5,000.00
OTHER EXPENSES								
19-500-320 ENGINEER/ARCHITECT	160,000	160,000	0.00	0.00	114,101.00	0.00	0.00	160,000.00
19-500-325 SALES TAX COLLECTION SERVICE	0	0	0.00	0.00	0.00	0.00	0.00	0.00
TOTAL OTHER EXPENSES	160,000	160,000	0.00	0.00	114,101.00	0.00	0.00	160,000.00
CAPITAL EXPENSES								
19-500-800 CAPITAL EXPENDITURES	640,000	640,000	0.00	7,199.75	712,386.99	0.00	1.12	632,800.25
19-500-810 STREET MAINTENANCE	0	0	0.00	0.00	0.00	0.00	0.00	0.00
TOTAL CAPITAL EXPENSES	640,000	640,000	0.00	7,199.75	712,386.99	0.00	1.12	632,800.25
OTHER INCOME/EXPENSES								
19-500-900 TRANSFER TO GENERAL FUND	0	0	0.00	0.00	0.00	0.00	0.00	0.00
TOTAL OTHER INCOME/EXPENSES	0	0	0.00	0.00	0.00	0.00	0.00	0.00
TOTAL 00-GENERAL EXPENDITURES	805,000	805,000	0.00	7,199.75	826,487.99	0.00	0.89	797,800.25
TOTAL EXPENDITURES	805,000	805,000	0.00	7,199.75	826,487.99	0.00	0.89	797,800.25
REVENUE OVER/(UNDER) EXPENDITURES	1,550	1,550	80,864.79	164,423.26	(673,509.10)	0.00	607.95	(162,873.26)

20 -PUBLIC, EDUCATION&GOV.

ACCOUNT #	ACCOUNT DESCRIPTION	BALANCE		
ASSETS				
20-1102	CLAIM ON CASH	57,454.18		
20-1605	A/R - FRANCHISE	0.00		
			57,454.18	
	TOTAL ASSETS			57,454.18
LIABILITIES				
20-2400	A/P PENDING	0.00		
	TOTAL LIABILITIES		0.00	
EQUITY				
20-3201	FUND BALANCE	57,454.18		
	TOTAL BEGINNING EQUITY	57,454.18		
	TOTAL REVENUE	0.00		
	TOTAL EXPENSES	0.00		
	TOTAL INCREASE/(DECREASE) IN FUND BAL.	0.00		
	TOTAL EQUITY & FUND BALANCE		57,454.18	
	TOTAL LIABILITIES, EQUITY & FUND BALANCE			57,454.18

20 -PUBLIC, EDUCATION&GOV.

% OF YEAR COMPLETED: 33.33

	ORIGINAL BUDGET	AMENDED BUDGET	CURRENT PERIOD	YEAR TO DATE BALANCE	PRIOR YEAR YTD BALANCE	TOTAL ENCUMBERED	% OF BUDGET	BUDGET BALANCE
REVENUE SUMMARY								
ALL REVENUES	13,700	13,700	0.00	0.00	3,368.50	0.00	0.00	13,700.00
TOTAL REVENUES	13,700	13,700	0.00	0.00	3,368.50	0.00	0.00	13,700.00
REVENUE OVER/(UNDER) EXPENDITURES	13,700	13,700	0.00	0.00	3,368.50	0.00	0.00	13,700.00

20 -PUBLIC, EDUCATION&GOV.

% OF YEAR COMPLETED: 33.33

REVENUES	ORIGINAL BUDGET	AMENDED BUDGET	CURRENT PERIOD	YEAR TO DATE BALANCE	PRIOR YEAR YTD BALANCE	TOTAL ENCUMBERED	% OF BUDGET	BUDGET BALANCE
20-4105 INCOME OTHER	13,700	13,700	0.00	0.00	3,368.50	0.00	0.00	13,700.00
TOTAL REVENUES	13,700	13,700	0.00	0.00	3,368.50	0.00	0.00	13,700.00
REVENUE OVER/(UNDER) EXPENDITURES	13,700	13,700	0.00	0.00	3,368.50	0.00	0.00	13,700.00

21 -2019 SERIES A

ACCOUNT #	ACCOUNT DESCRIPTION	BALANCE		
ASSETS				
21-1102	CLAIM ON CASH	389,274.57		
21-1105	CASH	3,875,069.70		
			4,264,344.27	
	TOTAL ASSETS			4,264,344.27
LIABILITIES				
21-2316	DUE TO DEBT SERVICE	0.00		
21-2400	A/P PENDING	0.00		
	TOTAL LIABILITIES		0.00	
EQUITY				
21-3201	FUND BALANCE	4,264,226.75		
	TOTAL BEGINNING EQUITY	4,264,226.75		
	TOTAL REVENUE	117.52		
	TOTAL EXPENSES	0.00		
	TOTAL INCREASE/(DECREASE) IN FUND BAL.	117.52		
	TOTAL EQUITY & FUND BALANCE		4,264,344.27	
	TOTAL LIABILITIES, EQUITY & FUND BALANCE			4,264,344.27

21 -2019 SERIES A

% OF YEAR COMPLETED: 33.33

	ORIGINAL BUDGET	AMENDED BUDGET	CURRENT PERIOD	YEAR TO DATE BALANCE	PRIOR YEAR YTD BALANCE	TOTAL ENCUMBERED	% OF BUDGET	BUDGET BALANCE
REVENUE SUMMARY								
ALL REVENUES	400	400	29.62	117.52	174.95	0.00	29.38	282.48
TOTAL REVENUES	400	400	29.62	117.52	174.95	0.00	29.38	282.48
EXPENDITURE SUMMARY								
00-GENERAL EXPENDITURES								
OTHER EXPENSES	150,000	150,000	0.00	0.00	0.00	0.00	0.00	150,000.00
CAPITAL EXPENSES	520,000	520,000	0.00	0.00	723,008.44	0.00	0.00	520,000.00
TOTAL 00-GENERAL EXPENDITURES	670,000	670,000	0.00	0.00	723,008.44	0.00	0.00	670,000.00
TOTAL EXPENDITURES	670,000	670,000	0.00	0.00	723,008.44	0.00	0.00	670,000.00
REVENUE OVER/(UNDER) EXPENDITURES	(669,600)	(669,600)	29.62	117.52	(722,833.49)	0.00	0.02-	(669,717.52)

21 -2019 SERIES A

% OF YEAR COMPLETED: 33.33

REVENUES	ORIGINAL BUDGET	AMENDED BUDGET	CURRENT PERIOD	YEAR TO DATE BALANCE	PRIOR YEAR YTD BALANCE	TOTAL ENCUMBERED	% OF BUDGET	BUDGET BALANCE
21-4105 INCOME - OTHER	0	0	0.00	0.00	0.00	0.00	0.00	0.00
21-4106 BOND PREMIUM	0	0	0.00	0.00	0.00	0.00	0.00	0.00
21-4107 BONDISSUANCE	0	0	0.00	0.00	0.00	0.00	0.00	0.00
21-4115 INCOME-INTEREST	400	400	29.62	117.52	174.95	0.00	29.38	282.48
TOTAL REVENUES	400	400	29.62	117.52	174.95	0.00	29.38	282.48

21 -2019 SERIES A

% OF YEAR COMPLETED: 33.33

DEPARTMENTAL EXPENDITURES	ORIGINAL BUDGET	AMENDED BUDGET	CURRENT PERIOD	YEAR TO DATE BALANCE	PRIOR YEAR YTD BALANCE	TOTAL ENCUMBERED	% OF BUDGET	BUDGET BALANCE
00-GENERAL EXPENDITURES								
OTHER EXPENSES								
21-500-200 UNDERWRITERS FEES	0	0	0.00	0.00	0.00	0.00	0.00	0.00
21-500-201 BOND ISSUANCE COST	0	0	0.00	0.00	0.00	0.00	0.00	0.00
21-500-320 ENGENEER/ARCHITECT	150,000	150,000	0.00	0.00	0.00	0.00	0.00	150,000.00
21-500-500 MISC. EXPENSE	0	0	0.00	0.00	0.00	0.00	0.00	0.00
TOTAL OTHER EXPENSES	150,000	150,000	0.00	0.00	0.00	0.00	0.00	150,000.00
CAPITAL EXPENSES								
21-500-800 CAPITAL EXPENDITURES	520,000	520,000	0.00	0.00	723,008.44	0.00	0.00	520,000.00
TOTAL CAPITAL EXPENSES	520,000	520,000	0.00	0.00	723,008.44	0.00	0.00	520,000.00
TOTAL 00-GENERAL EXPENDITURES	670,000	670,000	0.00	0.00	723,008.44	0.00	0.00	670,000.00
TOTAL EXPENDITURES	670,000	670,000	0.00	0.00	723,008.44	0.00	0.00	670,000.00
REVENUE OVER/(UNDER) EXPENDITURES	(669,600)	(669,600)	29.62	117.52	(722,833.49)	0.00	0.02-	(669,717.52)

CITY OF WINCREST
BALANCE SHEET
AS OF: JANUARY 31ST, 2022

22 -2019 SERIES B

ACCOUNT #	ACCOUNT DESCRIPTION	BALANCE		
ASSETS				
22-1102	CLAIM ON CASH	0.00		
22-1105	CASH	0.00		
22-1201	PREPAID 2019 SERIES B	0.00		
			0.00	
	TOTAL ASSETS			0.00
LIABILITIES				
22-2315	DUE TO GF	0.00		
22-2400	A/P PENDING	0.00		
	TOTAL LIABILITIES		0.00	
EQUITY				
22-3201	FUND BALANCE	0.00		
	TOTAL BEGINNING EQUITY	0.00		
	TOTAL REVENUE	0.00		
	TOTAL EXPENSES	0.00		
	TOTAL INCREASE/(DECREASE) IN FUND BAL.	0.00		
	TOTAL EQUITY & FUND BALANCE		0.00	
	TOTAL LIABILITIES, EQUITY & FUND BALANCE			0.00

22 -2019 SERIES B

% OF YEAR COMPLETED: 33.33

	ORIGINAL BUDGET	AMENDED BUDGET	CURRENT PERIOD	YEAR TO DATE BALANCE	PRIOR YEAR YTD BALANCE	TOTAL ENCUMBERED	% OF BUDGET	BUDGET BALANCE
REVENUE SUMMARY								
ALL REVENUES	0	0	0.00	0.00	0.00	0.00	0.00	0.00
TOTAL REVENUES	0	0	0.00	0.00	0.00	0.00	0.00	0.00
EXPENDITURE SUMMARY								
00-GENERAL EXPENDITURES								
OTHER EXPENSES	0	0	0.00	0.00	0.00	0.00	0.00	0.00
CAPITAL EXPENSES	0	0	0.00	0.00	0.00	0.00	0.00	0.00
TOTAL 00-GENERAL EXPENDITURES	0	0	0.00	0.00	0.00	0.00	0.00	0.00
TOTAL EXPENDITURES	0	0	0.00	0.00	0.00	0.00	0.00	0.00
REVENUE OVER/(UNDER) EXPENDITURES	0	0	0.00	0.00	0.00	0.00	0.00	0.00

22 -2019 SERIES B

% OF YEAR COMPLETED: 33.33

REVENUES	ORIGINAL BUDGET	AMENDED BUDGET	CURRENT PERIOD	YEAR TO DATE BALANCE	PRIOR YEAR YTD BALANCE	TOTAL ENCUMBERED	% OF BUDGET	BUDGET BALANCE
22-4105 TRANSFER FROM GENERAL FUND	0	0	0.00	0.00	0.00	0.00	0.00	0.00
22-4106 BOND PREMIUM	0	0	0.00	0.00	0.00	0.00	0.00	0.00
22-4107 BOND ISSUANCE	0	0	0.00	0.00	0.00	0.00	0.00	0.00
22-4115 INCOME-INTEREST	0	0	0.00	0.00	0.00	0.00	0.00	0.00
22-4460 MISCELLANEOUS INCOME	0	0	0.00	0.00	0.00	0.00	0.00	0.00
TOTAL REVENUES	0	0	0.00	0.00	0.00	0.00	0.00	0.00

22 -2019 SERIES B

% OF YEAR COMPLETED: 33.33

DEPARTMENTAL EXPENDITURES	ORIGINAL BUDGET	AMENDED BUDGET	CURRENT PERIOD	YEAR TO DATE BALANCE	PRIOR YEAR YTD BALANCE	TOTAL ENCUMBERED	% OF BUDGET	BUDGET BALANCE
00-GENERAL EXPENDITURES								
OTHER EXPENSES								
22-500-200 UNDERWRITERS FEES	0	0	0.00	0.00	0.00	0.00	0.00	0.00
22-500-201 BOND ISSUANCE COST	0	0	0.00	0.00	0.00	0.00	0.00	0.00
22-500-500 MISC. EXPENSE	0	0	0.00	0.00	0.00	0.00	0.00	0.00
TOTAL OTHER EXPENSES	0	0	0.00	0.00	0.00	0.00	0.00	0.00
CAPITAL EXPENSES								
22-500-800 CAPITAL EXPENDITURES	0	0	0.00	0.00	0.00	0.00	0.00	0.00
TOTAL CAPITAL EXPENSES	0	0	0.00	0.00	0.00	0.00	0.00	0.00
TOTAL 00-GENERAL EXPENDITURES	0	0	0.00	0.00	0.00	0.00	0.00	0.00
TOTAL EXPENDITURES	0	0	0.00	0.00	0.00	0.00	0.00	0.00
REVENUE OVER/(UNDER) EXPENDITURES	0	0	0.00	0.00	0.00	0.00	0.00	0.00



Monthly Finance Report
February 2022

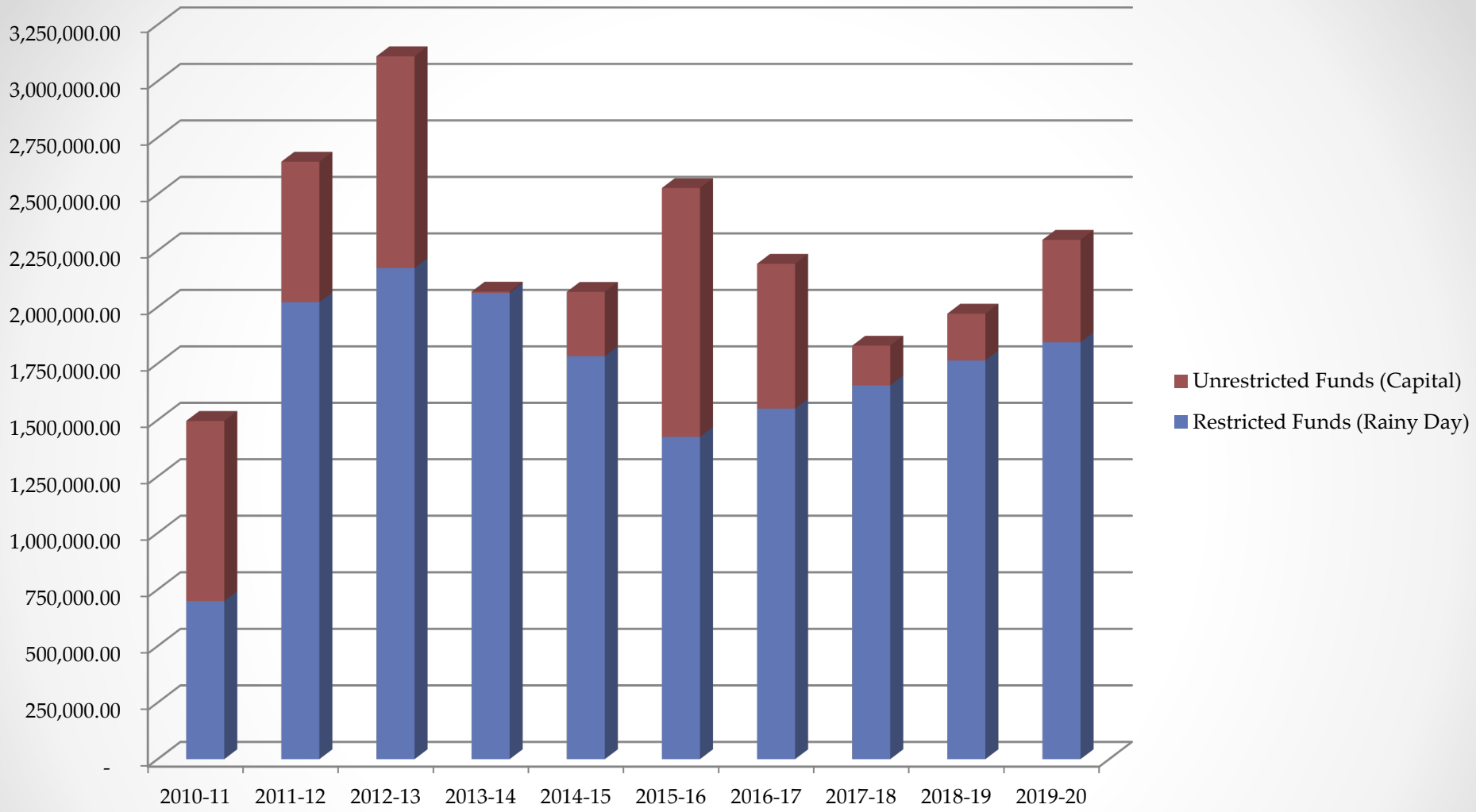

Fund Balance

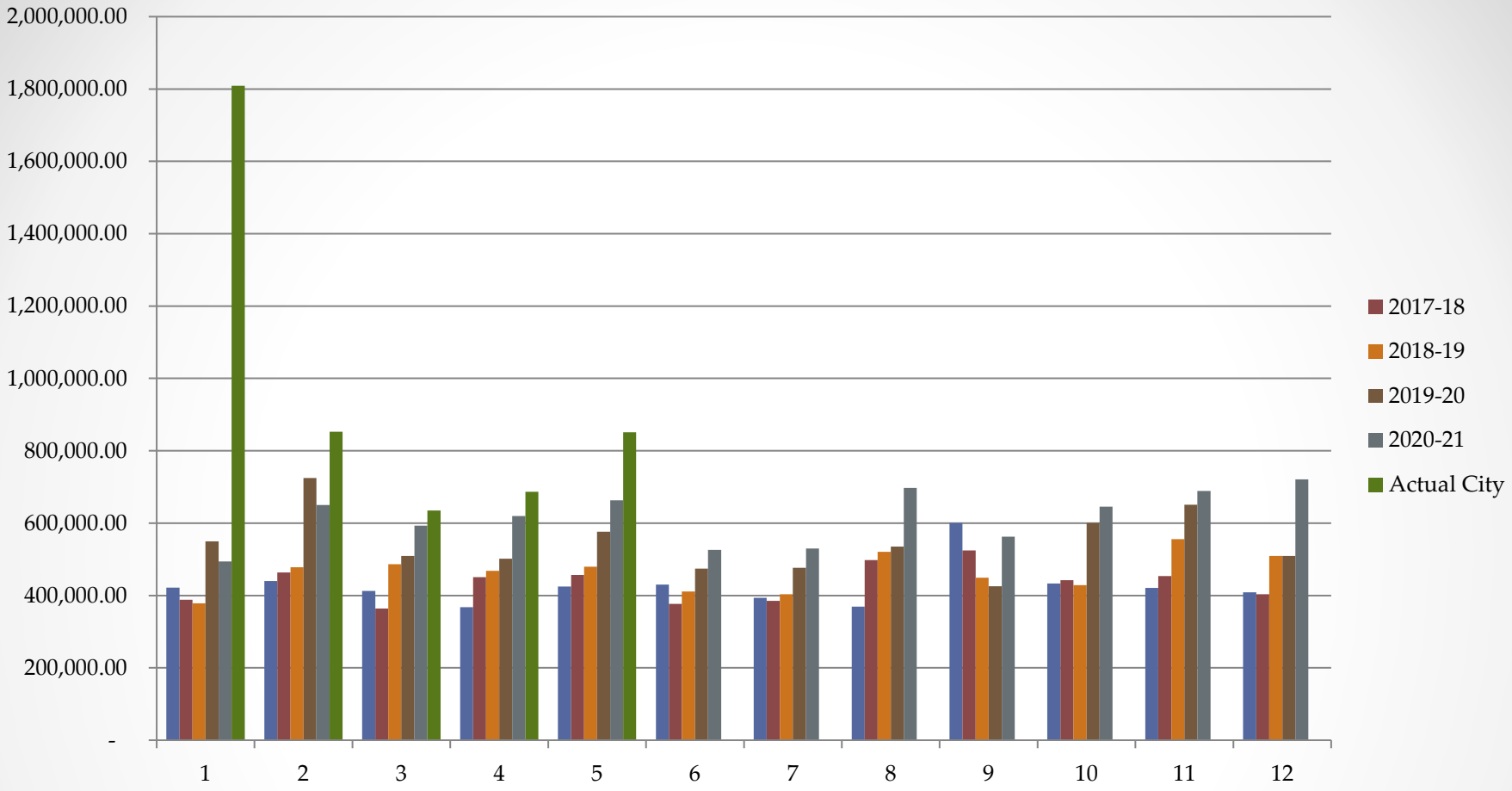

City of Windcrest
Total Sales Tax

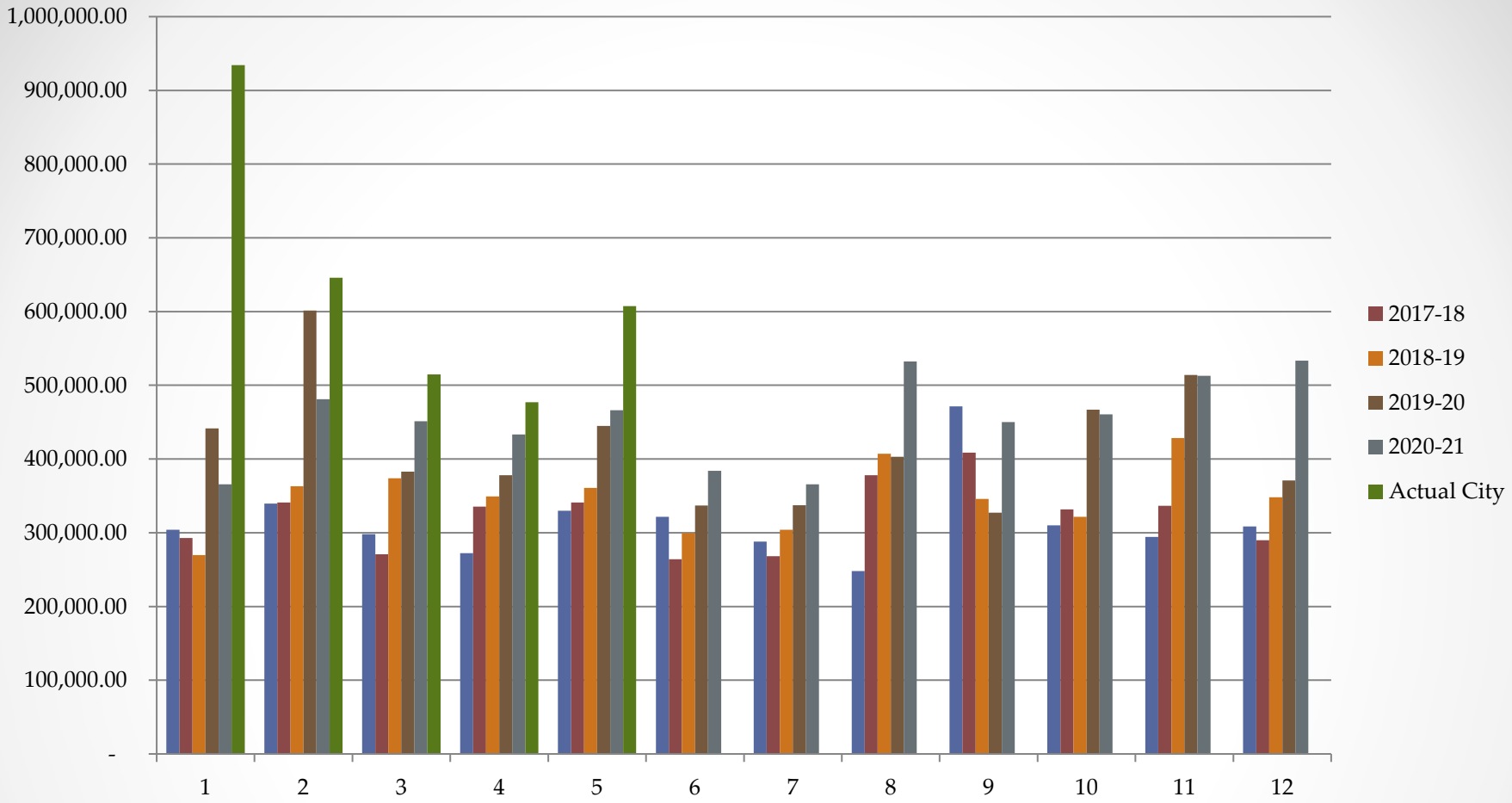

City of Windcrest
Sales Tax less SA Annexation

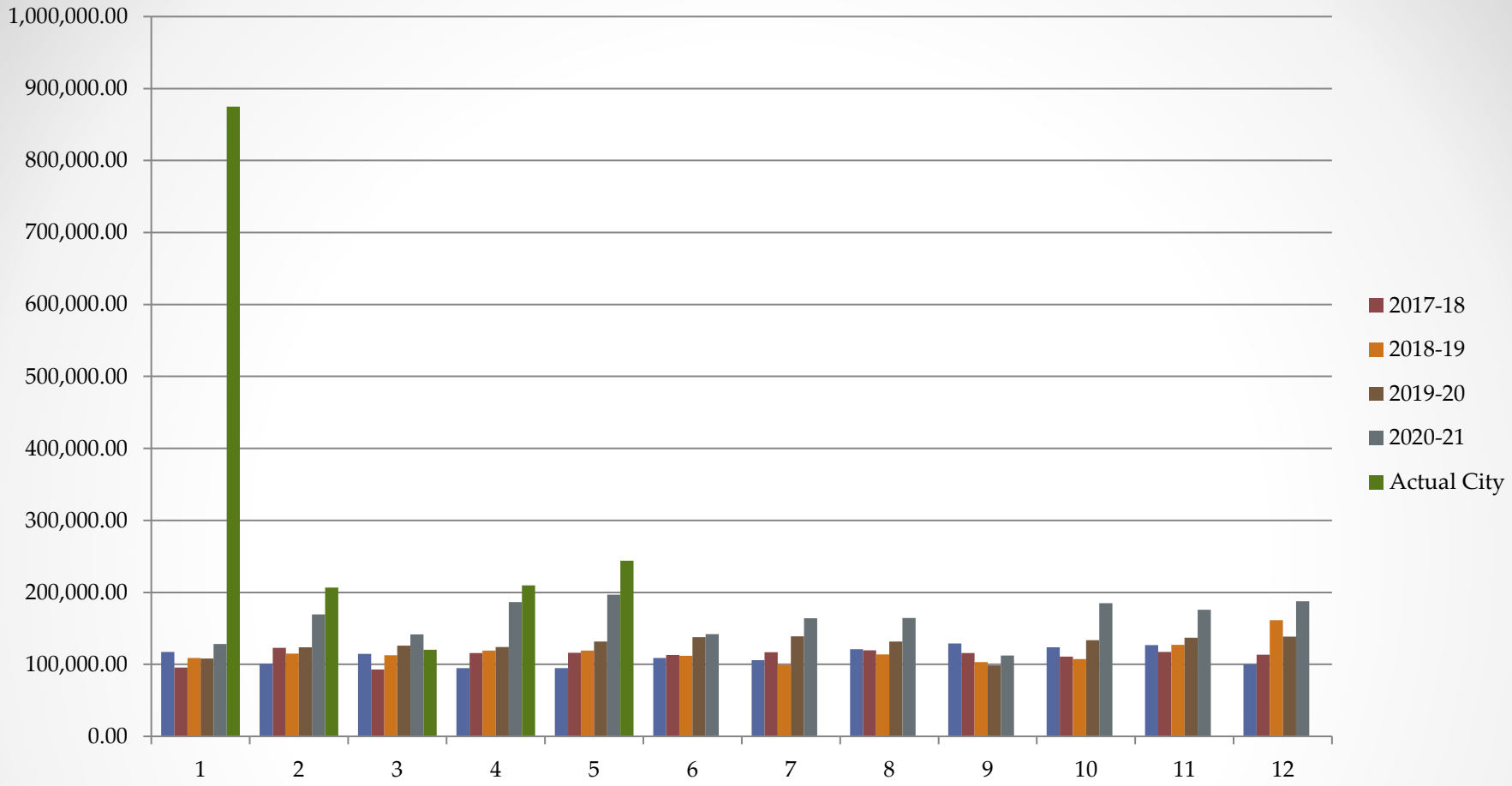

City of Windcrest

Windcrest's Portion of SA Annexation

Fund	YTD Revenues	YTD Expenditures	Current Cash Balance
General	$4,435,297.83	$3,655,405.23	$761,363.23
Garbage	$851,732.12	$469,067.32	$27,406.57
Asset Seizure - Federal	$0.00	$0.00	$359.98
County Fire Contribution	$0.00	$0.00	$3,946.07
School Crossing Guard	$2,055.50	$443.17	$14,615.52
Police Donations	$13,780.05	$0.00	$1,699.17
Asset Seizure - State	$0.00	$0.00	$398.32
Police Education Training	$2,097.26	$0.00	$5,068.36
Economic Development Corporation	n/a	n/a	$1,053,086.71
Court Technology	$8,190.01	$6,432.12	$21,608.13
Court Building Security	$8,036.00	$8,655.00	$734.12
Hotel / Motel Tax	$88,124.27	$0.00	$234,925.32
Debt Service	$557,331.70	$496,750.00	$0.03
WCCPD	$375,403.30	$512,768.23	$756,192.11
Capital Projects – Streets	$263,301.25	$7,199.75	$44,107.12
Public, Education & Government	$0.00	$0.00	$0.00
2019 Series A	$117.52	$0.00	3,875,069.70
2019 series B	$0.00	$0.00	**0.00**
Pooled Cash			**$5,564,362.15**
Total Cash (Excluding EDC)			**$11,311,855.90**

Finance Department
Momorandum

Subject: Unaudited Monthly Financial Report-Month ended February 28, 2022

Attached please find the Unaudited Monthly financial reports. This cover memo will highlight unusual events or variances related to the report period. Unaudited reports are prepared monthly to provide relevant financial information throughout the fiscal year, until the Annual Comprehensive Financial Report is prepared at the end of each accounting period.

Highlights for this reporting period are:

-The monthly financial report is prepared subsequent to the 2nd Council Meeting of the following month.

- Because various revenues are 30-60 days behind, February's revenues do not reflect all cumulative revenues such as the Sales Tax and other miscellaneous types. February's Sales Tax (February's Economic activity), for example, will not be received until the end of April 2022.

-As of February 28, 2022, the City has $11,311,856 in its cash portfolio, of which $150,978 is invested in TexPool and had a yield of 0.06%. The remaining funds are invested at Frost Bank in various accounst and had a yield of 0.01% in the month of February 28 2022.

-Year-to-Date General Fund budget completed: 41.67%

-Special Services Department budget completed: 61.09%
-Contract Services Department budget completed: 104.60%
-Tech Support Department budget completed: 47.49%

-Year-to-date revenues (51.63%) and expenses (44.50%) for the general fund are shown in a comparative chart below through the month ending February 28th for the most current 5 years. The differences in revenues and expenses are due to the specifics of that year's situation and timing and does not reflect any shortfall of revenues or excess spending.

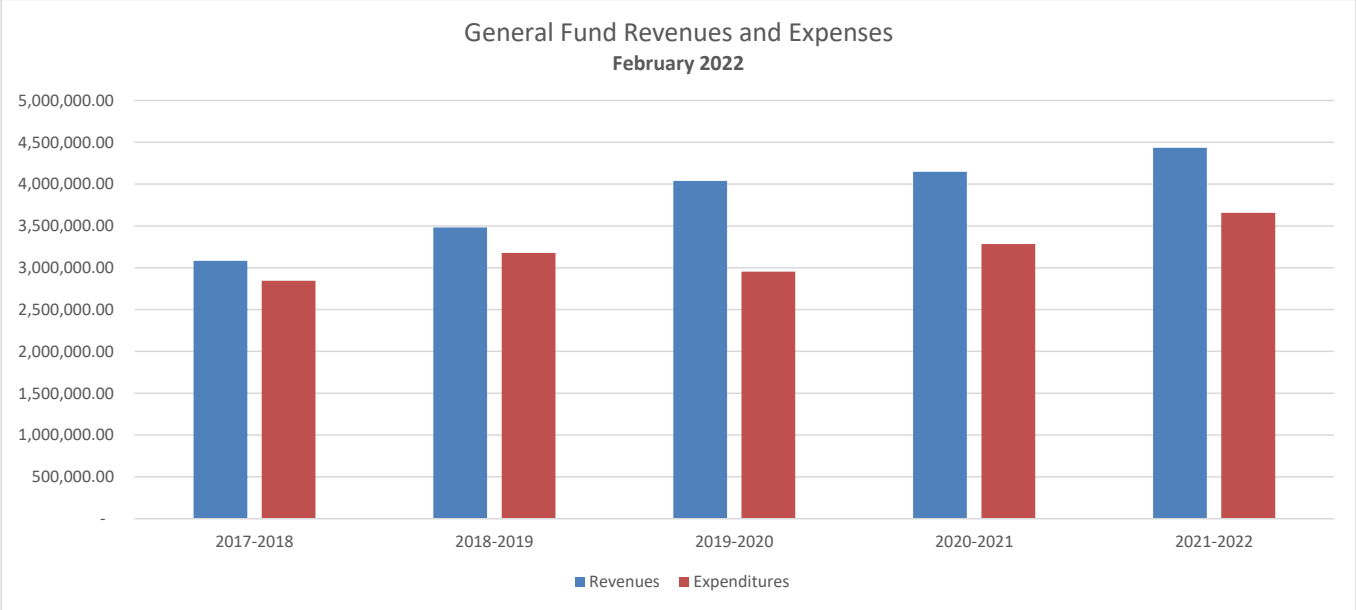

The financial statements are for management use only and are subject to change. The financial statements presented are done so on a modified accrual basis and are subject to change at year end (September 30) when additional information is made available and financial adjustments are completed.

Monthly Financial Report (MFR) as of
February 28, 2022

Table of Contents

Treasurer's Report

Bank Account Summary

Sales Tax Graphs
- Total City of Windcrest Sales Tax
- City of Windcrest Sales Tax - SA Annexation
- Sales tax associated with the SA Annexation

General Fund:
- Balance Sheet, Financial Statement Summary and Financial Statement Summary

Garbage Fund:
- Balance Sheet, Financial Statement Summary and Financial Statement Summary

Economic Development Corporation:
- Balance Sheet, Financial Statement Summary and Financial Statement Summary

Hotel Motel Fund:
- Balance Sheet, Financial Statement Summary and Financial Statement Summary

Debt Service Fund:
- Balance Sheet, Financial Statement Summary and Financial Statement Summary

Windcrest Crime Control & Prevention District Fund:
- Balance Sheet, Financial Statement Summary and Financial Statement Summary

Capital Projects Street Fund:
- Balance Sheet, Financial Statement Summary and Financial Statement Summary

2019 Series A Fund:
- Balance Sheet, Financial Statement Summary and Financial Statement Summary

2019 Series B Fund:
- Balance Sheet, Financial Statement Summary and Financial Statement Summary

Summary of Total Assets in Non-Major Funds:

Asset Seizure Fund - Federal	$	360
County Fire Contribution	$	-
School Crossing Guard	$	14,616
Police Donations	$	1,699
Asset Seizure Fund - State	$	398
Police Education Training Fund	$	5,068
Court Technology Fund	$	21,608
Court Building Security Fund	$	734

February 28, 2022

2/28/2022

Treasurer's Report to Council Members:

The following summary and attached report is the monthly financial report for February 2022
This report covers 41.67% of the current fiscal year. If you would like additional detail to support the report, it is available at the City Manager's office.

	Current Month	Prior Year	Current Y.T.D.	Prior Y.T.D.	Y.T.D. % to Budget
General Fund:					
Income (1)	$ 1,319,361	$ 729,769	$ 4,435,298	$ 4,148,942	51.63%
Expenditures (2)	$ 745,596	$ 600,261	$ 3,655,405	$ 3,401,670	44.50%
Net	$ 573,765	$ 129,509	$ 779,893	$ 747,272	
Garbage Fund:					
Income	$ 159,259	$ 90,011	$ 851,732	$ 656,762	45.46%
Expenditures	$ 198,247	$ 114,451	$ 469,067	$ 505,195	25.08%
	$ (38,989)	$ (24,440)	$ 382,665	$ 151,567	
Debt Service Fund:					
Income	$ -	$ -	$ 557,332	$ -	
Transfers In	$ -	$ -	$ -	$ -	
Expenditures	$ 496,750	$ -	$ 496,750	$ -	
Net	$ (496,750)	$ -	$ 60,582	$ -	
Capital Projects Fund:					
Income	$ 91,678	$ 68,088	$ 263,301	$ 221,067	
Expenditures	$ -	$ -	$ 7,200	$ 826,488	
Transfers Out	$ -	$ -	$ -	$ -	
Net	$ 91,678	$ 68,088	$ 256,102	$ (605,421)	
2019 Series A					
Income	$ -	$ 34	$ 118	$ 209	
Expenditures	$ -	$ -	$ -	$ 723,008	
Transfers Out	$ -	$ -			
Net	$ -	$ 34	$ 118	$ (722,800)	
Total Funds:					
Income	$ 1,570,298	$ 887,902	$ 6,107,780	$ 5,026,980	
Expenditures	$ 1,440,593	$ 714,712	$ 4,628,422	$ 5,456,362	
Transfers In / (Out)	$ -	$ -	$ -	$ -	
Net All Funds	$ 129,705	$ 173,190	$ 1,479,358	$ (429,382)	
Sales Tax Collections (Actual Received):					
Crime Control District	$ 121,699	$ 94,934	$ 691,441	$ 429,293	
EDC	$ 121,628	$ 94,728	$ 690,612	$ 431,428	
General Fund	$ 486,511	$ 378,910	$ 2,662,449	$ 1,725,712	
Ad Valorem Tax Offset	$ 121,628	$ 94,728	$ 690,612	$ 431,428	
For Street Maintenance	$ 121,628	$ 94,728	$ 690,612	$ 431,428	
Net Sales Tax	**$ 973,093**	**$ 758,027**	**$ 5,425,728**	**$ 3,449,288**	
Annexed Area to S.A.	$ (244,038)	$ (196,872)	$ (1,655,371)	$ (822,776)	

We recommend that this Treasurer's Report be approved.

Respectfully Submitted,

Natalia Witmer/Rafael Castillo Jr.
Mun. Finance Officer/ City Manager

Texpool Breakout by Fund

Fund #	Fund Name	Balance 2/28/2022
1	General Fund	127,425.94
2	Garbage	432.15
17	Debt Service	-
19	Capital Project Street	8,312.08
13	Economic Dev. Fund	-
5	County Fire Contribution	3,946.07
9	Asset Seizure Fund - State	-
	Total	140,116.24

CITY OF WINDCREST FINANCE SUMMARY
For the Period Ending February 2022

		Account	Interest Rate
Frost Bank Accounts:			
Pooled Checking	$	5,564,362	0.01%
General Fund Money Market	$	608,937	0.01%
General Fund Development Escrow	$	-	
General Fund Certificate of Deposit	$	25,000	0.20%
Garbage Fund Checking	$	26,497	0.01%
Garbage Fund Money Market	$	477	0.01%
Debt Service Fund	$	0	0.01%
Capital Projects Street Fund	$	24,933	0.01%
Hotel/Motel Occupancy Tax Fund	$	234,925	0.01%
Windcrest Crime Control & Prevention Dist. Fund	$	756,192	0.01%
Asset Forfeiture/Seizure Savings (Federal)	$	360	0.01%
School Crossing Guard Savings	$	14,616	0.01%
Police Donation Savings	$	1,699	0.01%
Asset Forfeiture/Seizure Savings (State)	$	398	0.01%
Police Education/Training Savings	$	5,068	0.01%
Municipal Court Technology Fund	$	21,608	0.01%
Municipal Court Building Security Fund	$	734	0.01%
2019 Series A	$	3,875,070	0.01%
2019 Series B	$	-	0.01%
Total - Frost National Bank	**$**	**11,160,878**	
INVESTMENTS:			
Texpool (breakout by fund on following page)	$	140,116	0.0600%
Texpool for Streets	$	10,862	0.0600%
Total TexPool	**$**	**150,978**	
TOTAL ALL FUNDS	**$**	**11,311,856**	

BALANCE SHEET
AS OF: FEBRUARY 28TH, 2022

01 -GENERAL FUND

ACCOUNT #	ACCOUNT DESCRIPTION	BALANCE
ASSETS		
======		
01-1100	CASH - FROST OPERATING	(224.29)
01-1102	CLAIM ON CASH	4,494,024.24
01-1105	SAVINGS	608,937.29
01-1110	PETTY CASH	1,700.00
01-1111	STORE PETTY CASH	100.00
01-1120	CERT. OF DEPOSIT-RESTRICTED	25,000.00
01-1125	INVESTMENT/TEXPOOL	127,425.94
01-1127	IBC BANK ESCROW	0.00
01-1128	EXPENSE CARD	7,976.81
01-1129	EXPENCE CARD A	1,768.89
01-1130	EXPENCE CARD B	2,548.59
01-1131	EXPENCE CARD C	1,142.06
01-1132	EXPENCE CARD D	1,064.82
01-1133	EXPENCE CARD E	1,375.91
01-1134	EXPENCE CARD F	1,907.09
01-1135	EXPENCE TRAVEL CARD 1	1,046.47
01-1136	EXPENCE TRAVEL CARD 2	1,181.83
01-1137	EXPENCE TRAVEL CARD 3	1,649.50
01-1138	EXPENCE TRAVEL CARD 4	2,205.06
01-1201	PREPAID INSURANCE	0.00
01-1204	PREPAID SALES TAX	0.00
01-1205	PREPAID EMS SERVICE	0.00
01-1210	PREPAID VOLUNTEER PENSION	0.00
01-1215	PREPAID MAINTENANCE CONTRACTS	0.00
01-1310	DUE FROM GARBAGE FUND	0.00
01-1320	DUE FROM ASSET FORF/SEIZ	0.00
01-1325	DUE FROM S C G FUND	0.00
01-1330	DUE FROM COUNTY FIRE CONT	0.00
01-1335	DUE FROM DARE PROGRAM FN	0.00
01-1340	DUE FROM POLICE DONATION ACCT	0.00
01-1345	DUE FROM ASSET SEIZ/STATE	0.00
01-1350	DUE FROM POLICE TRAINING FUND	0.00
01-1351	DUE FROM ROOSEVELT SCHOLARSHIP	0.00
01-1353	DUE FROM COURT TECH. FUND	0.00
01-1354	DUE FROM COURT BLDG. SEC. FUND	0.00
01-1355	DUE FROM EDC	(6,115.36)
01-1356	DUE FROM HOTEL/MOTEL TAX FUND	0.00
01-1357	DUE FROM TX TAX NOTES 2002 FUN	0.00
01-1380	DUE FROM WCCPD	0.00
01-1381	DUE FROM TX TAX NOTES 2005	0.00
01-1383	DUE FROM HRA	0.00
01-1501	A/R-ADVALOREM TAXES	68,505.87
01-1504	ALLOWANCE FOR DOUBT -WARRANTS	(288,677.51)
01-1505	ALLOW FOR DOUBTFUL ACCTS	(10,365.63)
01-1510	A/R-SALES TAX	(0.96)
01-1515	A/R-LIQUOR TAX	0.00
01-1562	A/R - GRANT FUNDS	0.00
01-1601	A/R-MISC FEES	5,549.30

BALANCE SHEET
AS OF: FEBRUARY 28TH, 2022

01 -GENERAL FUND

ACCOUNT #	ACCOUNT DESCRIPTION	BALANCE		
01-1602	A/R WARRANTS - CITY PORTION	577,355.02		
01-1605	A/R-FRANCHISE	0.01		
01-1608	A/R - UNAPPLIED CREDITS	0.00		
01-1620	A/R-WATER DISTRICT #10	0.00		
01-1635	A/R-MISC. II	0.00		
01-1636	A/R POST OFFICE PETTY CASH	200.00		
			5,627,280.95	
	TOTAL ASSETS			5,627,280.95
LIABILITIES				
01-2200	WAGES PAYABLE	0.00		
01-2205	FED WITHHOLDING	0.00		
01-2210	FICA PAYABLE - EMPLOYER	0.00		
01-2215	FICA PAYABLE - EMPLOYEE	0.00		
01-2220	MEDICARE PAYABLE EMPLOYER	0.00		
01-2225	MEDICARE PAYABLE EMPLOYEE	0.00		
01-2230	TMRS PAYABLE	41,266.82		
01-2235	TWC TAXES PAYABLE	0.00		
01-2240	TRUSTEE PAYABLE	0.00		
01-2242	SEC 457B DEF.COMP. PAYABLE	1,270.00		
01-2245	LIFE INSURANCE PAYABLE	51.18		
01-2246	SHORT TERM DISABILITY	(692.48)		
01-2248	LEGALSHIELD VOL DED	0.00		
01-2250	SUPPLEMENTAL INSURANCE	1,573.37		
01-2251	DEPENDENT DENTAL INSURANCE	(1,639.06)		
01-2252	DEPENDENT VISION INSURANCE	(17.77)		
01-2255	DEP HLTH/OPT LIFE PAYABLE	2,417.99		
01-2256	A/P FSA Med Ded	1,193.00		
01-2257	A/P FSA DEP DED	0.00		
01-2258	DUE TO EWALD TRACTOR	0.00		
01-2259	A/P MISC DED	4,029.85		
01-2310	DUE TO GARBAGE FUND	0.00		
01-2320	DUE TO ASSET FORF/SEIZ FN	0.00		
01-2325	DUE TO S.C.G. FUND	327.70		
01-2330	DUE TO COUNTY FIRE CONTRI	0.00		
01-2335	DUE TO DARE PROGRAM FUND	0.00		
01-2340	DUE TO POLICE DONATION FUND	0.00		
01-2345	DUE TO ASSET SEIZURE/STAT	0.00		
01-2350	DUE TO POLICE TRAINING FUND	0.00		
01-2351	DUE TO ROOSEVELT SCHOLARSHIP	0.00		
01-2353	DUE TO COURT TECHNOLOGY FUND	0.00		
01-2354	DUE TO COURT BLDG SECURITY FUN	0.00		
01-2355	DUE TO EDC FUND	262,602.48		
01-2356	DUE TO HOTEL/MOTEL TAX FUND	0.00		
01-2357	DUE TO TEXAS TAX NOTE FUND	0.00		
01-2358	DUE TO WCC&PD FUND	0.00		
01-2400	A/P PENDING	(581.32)		
01-2401	A/P-GENERAL FUND	0.00		

BALANCE SHEET
AS OF: FEBRUARY 28TH, 2022

01 -GENERAL FUND

ACCOUNT #	ACCOUNT DESCRIPTION	BALANCE	
01-2402	A/P-COMP TO VICTIMS(CVC)	0.00	
01-2403	A/P-REHABILITATION(CR)	0.00	
01-2404	A/P-CRIMINAL JUSTICE(CJP)	0.00	
01-2405	A/P-PERSONNEL TRAIN(JCPT)	0.00	
01-2406	A/P-MANAGEMENT(LEMI)	0.00	
01-2407	A/P-OFFICIERS ADM(LEOA)	0.00	
01-2408	A/P-GENERAL REVENUE (GR)	0.00	
01-2409	A/P-LIAB INS (OCL)	0.00	
01-2410	A/P-SALES TAX	(74.09)	
01-2411	BOND ESCROW (COURT)	11,461.00	
01-2412	A/P-CONTINUING ED(LEOCE)	0.00	
01-2413	A/P TIME PAYMENT	505.40	
01-2414	A/P MUN. BLDG. SECURITY (MCBS)	0.00	
01-2415	A/P FUGITIVE APPREHENSION (FA)	0.00	
01-2416	A/P CONSOLIDATED CRT COST(CCC)	50,576.79	
01-2417	A/P JUVENILE CRIME(JCD)	0.00	
01-2418	A/P FTA FEE (FTA)	2,963.50	
01-2420	DEPOSITS-CONTRACTORS	0.00	
01-2421	A/P-RESTITUTION	0.00	
01-2422	DEPOSITS-VEHICLE STORAGE	3,100.00	
01-2423	AP-CHILD SAFETY SEAT & BELT	25.00	
01-2424	A/P CORRECTIONAL MGMT (CMI)	0.00	
01-2425	DEPOSITS-CIVIC CENTER	3,740.00	
01-2426	A/P INDIGENT DEFENSE FEE	194.77	
01-2427	DEPOSITS - TACO CABANA	(100.00)	
01-2428	A/P - MUNI SVC BUREAU	0.00	
01-2429	A/P - STATE TRAFFIC FEES	23,507.00	
01-2430	BOND REFUNDS (COURT)	3,945.00	
01-2431	A/P - STATE JURY FEE (SJRF)	393.58	
01-2432	A/P - EXPUNCTION FEE (EXPUNG)	0.00	
01-2433	A/P-RESTITUT FEE-STATE (RSTS)	0.00	
01-2434	A/P-JUDICIAL FEE-STATE (JFCT)	529.35	
01-2436	A/P-LINEBARGER COURT COLLECTIO	21,457.71	
01-2437	A/P-CIVIL JUSTICE FINE (CJFS)	1.83	
01-2438	BONDS APPLIED (COURT)	0.00	
01-2440	FROST BANK ESCROW FUNDS	0.00	
01-2449	A/P CAPITAL LEASE	0.00	
01-2450	A/P LEASE	0.00	
01-2451	A/P SALES TAX PAYBACK	0.00	
01-2455	A/P VFFP	0.00	
01-2470	ACCRUED COMPENSATED ABSENCES	0.00	
01-2471	PENDING PRIOR PERIOD AJE	(0.07)	
01-2475	ENCUMBRANCES	0.00	
01-2476	RESERVE FOR ENCUMBRANCES	0.00	
01-2477	PRIOR YEAR ENCUMBRANCES	0.00	
01-2478	RESERVE PRIOR YEAR ENCUMBRANCE	0.00	
01-2501	DEFERRED REVENUE-TAXES	58,738.60	
01-2502	DEFERRED REVENUE - OTHER	727,995.12	
01-2503	DEFERRED REVENUE - WARRANTS	288,677.51	
	TOTAL LIABILITIES		1,509,439.76

BALANCE SHEET
AS OF: FEBRUARY 28TH, 2022

01 -GENERAL FUND

ACCOUNT #	ACCOUNT DESCRIPTION	BALANCE		
EQUITY				
01-3201	FUND BALANCE	3,337,948.59		
01-3202	FUND BALANCE-RESTRICTED	0.00		
01-3205	FOR ECONOMIC IMPACT	0.00		
01-3207	FOR CASHFLOW	0.00		
01-3209	FOR EMERGENCY CONTINGENCY	0.00		
01-3213	FOR STREET MAINTENANCE	0.00		
01-3214	FOR STREET SWEEPER	0.00		
	TOTAL BEGINNING EQUITY	3,337,948.59		
	TOTAL REVENUE	4,435,297.83		
	TOTAL EXPENSES	3,655,405.23		
	TOTAL INCREASE/(DECREASE) IN FUND BAL.	779,892.60		
	TOTAL EQUITY & FUND BALANCE		4,117,841.19	
	TOTAL LIABILITIES, EQUITY & FUND BALANCE			5,627,280.95

REVENUE & EXPENSE REPORT (UNAUDITED)
AS OF: FEBRUARY 28TH, 2022

01 -GENERAL FUND

% OF YEAR COMPLETED: 41.67

	ORIGINAL BUDGET	AMENDED BUDGET	CURRENT PERIOD	YEAR TO DATE BALANCE	PRIOR YEAR YTD BALANCE	TOTAL ENCUMBERED	% OF BUDGET	BUDGET BALANCE
REVENUE SUMMARY								
ALL REVENUES	8,590,456	8,590,456	1,319,361.30	4,435,297.83	4,146,991.81	0.00	51.63	4,155,158.16
TOTAL REVENUES	8,590,456	8,590,456	1,319,361.30	4,435,297.83	4,146,991.81	0.00	51.63	4,155,158.16
EXPENDITURE SUMMARY								
01-ADMINISTRATION								
SALARIES & BENEFITS	296,369	296,369	28,603.52	120,241.89	106,439.80	0.00	40.57	176,126.71
OTHER EXPENSES	29,500	29,500	(38.34)	14,323.05	20,771.71	224.76	49.31	14,952.19
CAPITAL EXPENSES	0	0	0.00	0.00	0.00	0.00	0.00	0.00
OTHER INCOME/EXPENSES	0	0	0.00	0.00	0.00	0.00	0.00	0.00
TOTAL 01-ADMINISTRATION	325,869	325,869	28,565.18	134,564.94	127,211.51	224.76	41.36	191,078.90
02-POLICE DEPARTMENT								
SALARIES & BENEFITS	2,173,648	2,173,648	162,087.15	893,563.91	883,180.62	0.00	41.11	1,280,084.51
OTHER EXPENSES	240,300	240,300	5,008.03	46,274.62	76,637.38	0.00	19.26	194,025.38
CAPITAL EXPENSES	0	0	0.00	0.00	755.00	0.00	0.00	0.00
OTHER INCOME/EXPENSES	0	0	0.00	0.00	0.00	0.00	0.00	0.00
TOTAL 02-POLICE DEPARTMENT	2,413,948	2,413,948	167,095.18	939,838.53	960,573.00	0.00	38.93	1,474,109.89
03-FIRE DEPARTMENT								
SALARIES & BENEFITS	747,103	747,103	51,743.40	287,152.00	259,244.54	0.00	38.44	459,950.58
OTHER EXPENSES	278,500	278,500	14,472.68	62,585.70	198,028.32	5,685.29	24.51	210,229.01
CAPITAL EXPENSES	0	0	0.00	0.00	0.00	0.00	0.00	0.00
OTHER INCOME/EXPENSES	0	0	0.00	0.00	0.00	0.00	0.00	0.00
TOTAL 03-FIRE DEPARTMENT	1,025,603	1,025,603	66,216.08	349,737.70	457,272.86	5,685.29	34.66	670,179.59
04-SPECIAL SERVICES								
SALARIES & BENEFITS	49,400	49,400	2,534.40	18,031.13	15,495.49	0.00	36.50	31,368.87
OTHER EXPENSES	116,300	116,300	13,673.12	73,749.85	75,894.16	9,450.00	71.54	33,100.15
CAPITAL EXPENSES	0	0	0.00	0.00	12,279.05	0.00	0.00	0.00
OTHER INCOME/EXPENSES	0	0	0.00	0.00	0.00	0.00	0.00	0.00
TOTAL 04-SPECIAL SERVICES	165,700	165,700	16,207.52	91,780.98	103,668.70	9,450.00	61.09	64,469.02
06-PARKS & RECREATION								
OTHER EXPENSES	161,500	161,500	9,913.95	47,595.88	37,461.55	10,149.44	35.76	103,754.68
CAPITAL EXPENSES	0	0	0.00	0.00	0.00	0.00	0.00	0.00
OTHER INCOME/EXPENSES	0	0	0.00	0.00	0.00	0.00	0.00	0.00
TOTAL 06-PARKS & RECREATION	161,500	161,500	9,913.95	47,595.88	37,461.55	10,149.44	35.76	103,754.68
07-FLEET MECHANIC								
SALARIES & BENEFITS	61,942	61,942	4,829.50	23,817.81	17,361.67	0.00	38.45	38,124.56
OTHER EXPENSES	113,950	113,950	11,961.76	41,413.71	37,165.90	0.00	36.34	72,536.29
CAPITAL EXPENSES	0	0	0.00	0.00	0.00	0.00	0.00	0.00
OTHER INCOME/EXPENSES	0	0	0.00	0.00	0.00	0.00	0.00	0.00
TOTAL 07-FLEET MECHANIC	175,892	175,892	16,791.26	65,231.52	54,527.57	0.00	37.09	110,660.85

REVENUE & EXPENSE REPORT (UNAUDITED)
AS OF: FEBRUARY 28TH, 2022

01 -GENERAL FUND
FINANCIAL SUMMARY % OF YEAR COMPLETED: 41.67

	ORIGINAL BUDGET	AMENDED BUDGET	CURRENT PERIOD	YEAR TO DATE BALANCE	PRIOR YEAR YTD BALANCE	TOTAL ENCUMBERED	% OF BUDGET	BUDGET BALANCE
08-COURT								
SALARIES & BENEFITS	410,939	410,939	25,180.69	127,833.28	137,051.13	0.00	31.11	283,105.46
OTHER EXPENSES	38,150	38,150	1,091.14	9,894.97	5,049.75	2,270.79	31.89	25,984.24
CAPITAL EXPENSES	0	0	0.00	0.00	0.00	0.00	0.00	0.00
OTHER INCOME/EXPENSES	0	0	0.00	0.00	0.00	0.00	0.00	0.00
TOTAL 08-COURT	449,089	449,089	26,271.83	137,728.25	142,100.88	2,270.79	31.17	309,089.70
10-FACILITY DIVISION								
OTHER EXPENSES	271,000	271,000	28,428.26	93,201.62	78,654.90	0.00	34.39	177,798.38
CAPITAL EXPENSES	0	0	0.00	0.00	0.00	0.00	0.00	0.00
OTHER INCOME/EXPENSES	0	0	0.00	0.00	0.00	0.00	0.00	0.00
TOTAL 10-FACILITY DIVISION	271,000	271,000	28,428.26	93,201.62	78,654.90	0.00	34.39	177,798.38
11-CIVIC CENTER								
SALARIES & BENEFITS	182,120	182,120	14,133.25	71,540.70	62,822.91	0.00	39.28	110,578.86
OTHER EXPENSES	60,000	60,000	1,821.36	17,091.18	20,643.64	0.00	28.49	42,908.82
CAPITAL EXPENSES	0	0	0.00	0.00	0.00	0.00	0.00	0.00
OTHER INCOME/EXPENSES	0	0	0.00	0.00	0.00	0.00	0.00	0.00
TOTAL 11-CIVIC CENTER	242,120	242,120	15,954.61	88,631.88	83,466.55	0.00	36.61	153,487.68
14-CONTRACT SERVICES								
OTHER EXPENSES	946,400	946,400	188,447.86	981,826.41	407,515.33	8,102.02	104.60	(43,528.43)
CAPITAL EXPENSES	0	0	0.00	0.00	0.00	0.00	0.00	0.00
OTHER INCOME/EXPENSES	0	0	0.00	0.00	0.00	0.00	0.00	0.00
TOTAL 14-CONTRACT SERVICES	946,400	946,400	188,447.86	981,826.41	407,515.33	8,102.02	104.60	(43,528.43)
15-TECH SUPPORT								
OTHER EXPENSES	345,500	345,500	47,619.80	152,798.61	127,822.33	11,266.05	47.49	181,435.34
CAPITAL EXPENSES	0	0	0.00	0.00	0.00	0.00	0.00	0.00
OTHER INCOME/EXPENSES	0	0	0.00	0.00	0.00	0.00	0.00	0.00
TOTAL 15-TECH SUPPORT	345,500	345,500	47,619.80	152,798.61	127,822.33	11,266.05	47.49	181,435.34
16-PUBLIC WORKS								
SALARIES & BENEFITS	591,826	591,826	35,383.42	175,804.50	228,782.96	0.00	29.71	416,021.46
OTHER EXPENSES	89,000	89,000	5,650.49	24,630.59	37,196.83	0.00	27.67	64,369.41
CAPITAL EXPENSES	0	0	0.00	0.00	0.00	0.00	0.00	0.00
OTHER INCOME/EXPENSES	0	0	0.00	0.00	0.00	0.00	0.00	0.00
TOTAL 16-PUBLIC WORKS	680,826	680,826	41,033.91	200,435.09	265,979.79	0.00	29.44	480,390.87
17-ANIMAL CONTROL								
SALARIES & BENEFITS	124,164	124,164	9,059.00	45,193.58	45,956.94	0.00	36.40	78,970.06
OTHER EXPENSES	59,900	59,900	15,433.96	19,177.65	12,909.85	0.00	32.02	40,722.35
CAPITAL EXPENSES	0	0	0.00	0.00	0.00	0.00	0.00	0.00
OTHER INCOME/EXPENSES	0	0	0.00	0.00	0.00	0.00	0.00	0.00
TOTAL 17-ANIMAL CONTROL	184,064	184,064	24,492.96	64,371.23	58,866.79	0.00	34.97	119,692.41

REVENUE & EXPENSE REPORT (UNAUDITED)
AS OF: FEBRUARY 28TH, 2022

01 -GENERAL FUND
FINANCIAL SUMMARY % OF YEAR COMPLETED: 41.67

	ORIGINAL BUDGET	AMENDED BUDGET	CURRENT PERIOD	YEAR TO DATE BALANCE	PRIOR YEAR YTD BALANCE	TOTAL ENCUMBERED	% OF BUDGET	BUDGET BALANCE
19-CODE ENFORCEMENT								
SALARIES & BENEFITS	76,428	76,428	4,251.42	29,663.14	30,534.78	0.00	38.81	46,764.88
OTHER EXPENSES	3,935	3,935	0.00	0.00	428.30	0.00	0.00	3,935.00
CAPITAL EXPENSES	0	0	0.00	0.00	0.00	0.00	0.00	0.00
OTHER INCOME/EXPENSES	0	0	0.00	0.00	0.00	0.00	0.00	0.00
TOTAL 19-CODE ENFORCEMENT	80,363	80,363	4,251.42	29,663.14	30,963.08	0.00	36.91	50,699.88
20-FINANCE								
SALARIES & BENEFITS	334,422	334,422	25,735.00	109,416.46	133,802.27	0.00	32.72	225,005.78
OTHER EXPENSES	14,500	14,500	3,880.72	7,469.99	17,036.24	0.00	51.52	7,030.01
CAPITAL EXPENSES	0	0	0.00	0.00	0.00	0.00	0.00	0.00
OTHER INCOME/EXPENSES	0	0	0.00	0.00	0.00	0.00	0.00	0.00
TOTAL 20-FINANCE	348,922	348,922	29,615.72	116,886.45	150,838.51	0.00	33.50	232,035.79
25-CITY MANAGEMENT								
SALARIES & BENEFITS	205,465	205,465	15,774.54	81,209.34	100,054.72	0.00	39.52	124,255.98
OTHER EXPENSES	10,550	10,550	70.00	221.91	5,681.54	0.00	2.10	10,328.09
OTHER INCOME/EXPENSES	0	0	0.00	0.00	0.00	0.00	0.00	0.00
TOTAL 25-CITY MANAGEMENT	216,015	216,015	15,844.54	81,431.25	105,736.26	0.00	37.70	134,584.07
26-POOL								
SALARIES & BENEFITS	0	0	0.00	0.00	0.00	0.00	0.00	0.00
OTHER EXPENSES	29,000	29,000	319.88	2,312.65	996.65	0.00	7.97	26,687.35
CAPITAL EXPENSES	0	0	0.00	0.00	0.00	0.00	0.00	0.00
OTHER INCOME/EXPENSES	0	0	0.00	0.00	0.00	0.00	0.00	0.00
TOTAL 26-POOL	29,000	29,000	319.88	2,312.65	996.65	0.00	7.97	26,687.35
27-POST OFFICE								
SALARIES & BENEFITS	57,447	57,447	3,922.44	17,302.97	19,486.93	0.00	30.12	40,144.31
OTHER EXPENSES	21,800	21,800	0.00	2,900.09	1,279.30	0.00	13.30	18,899.91
CAPITAL EXPENSES	0	0	0.00	0.00	0.00	0.00	0.00	0.00
OTHER INCOME/EXPENSES	0	0	0.00	0.00	0.00	0.00	0.00	0.00
TOTAL 27-POST OFFICE	79,247	79,247	3,922.44	20,203.06	20,766.23	0.00	25.49	59,044.22
28-HUMAN RESOUCES								
OTHER EXPENSES	131,000	131,000	14,603.61	49,178.04	27,985.58	200.00	37.69	81,621.96
OTHER INCOME/EXPENSES	0	0	0.00	0.00	0.00	0.00	0.00	0.00
TOTAL 28-HUMAN RESOUCES	131,000	131,000	14,603.61	49,178.04	27,985.58	200.00	37.69	81,621.96
30-CAPITAL								
OTHER EXPENSES	0	0	0.00	0.00	0.00	0.00	0.00	0.00
CAPITAL EXPENSES	48,169	48,169	0.00	7,988.00	41,434.70	0.00	16.58	40,180.81
OTHER INCOME/EXPENSES	0	0	0.00	0.00	0.00	0.00	0.00	0.00
TOTAL 30-CAPITAL	48,169	48,169	0.00	7,988.00	41,434.70	0.00	16.58	40,180.81
00-GENERAL EXPENDITURES								
SALARIES & BENEFITS	0	0	0.00	0.00	0.00	0.00	0.00	0.00
TOTAL 00-GENERAL EXPENDITURES	0	0	0.00	0.00	0.00	0.00	0.00	0.00
TOTAL EXPENDITURES	8,320,227	8,320,227	745,596.01	3,655,405.23	3,283,842.77	47,348.35	44.50	4,617,472.96
REVENUE OVER/(UNDER) EXPENDITURES	270,229	270,229	573,765.29	779,892.60	863,149.04	(47,348.35)	271.08	(462,314.80)

REVENUE & EXPENSE REPORT (UNAUDITED)
AS OF: FEBRUARY 28TH, 2022

01 -GENERAL FUND

% OF YEAR COMPLETED: 41.67

REVENUES	ORIGINAL BUDGET	AMENDED BUDGET	CURRENT PERIOD	YEAR TO DATE BALANCE	PRIOR YEAR YTD BALANCE	TOTAL ENCUMBERED	% OF BUDGET	BUDGET BALANCE
01-4101 ADVALOREM TAX CURRENT	2,285,395	2,285,395	512,326.12	2,399,364.68	2,527,379.30	0.00	104.99	(113,969.68)
01-4115 SALES TAX	3,315,356	3,315,356	366,710.28	1,053,195.65	884,247.02	0.00	31.77	2,262,160.35
01-4116 SALES TX-AD VALOREM TX OFFSET	806,540	806,540	91,677.58	263,298.92	221,061.73	0.00	32.65	543,241.08
01-4118 HOTEL OCC. TAX FUND TRANSER	230,000	230,000	0.00	0.00	0.00	0.00	0.00	230,000.00
01-4119 HOTEL OCC.TAX F. TRSFR CAPITAL	20,000	20,000	0.00	0.00	0.00	0.00	0.00	20,000.00
01-4120 MIXED BEVERAGE GROSS RECEIPTS	26,000	26,000	2,330.40	7,025.28	8,482.81	0.00	27.02	18,974.72
01-4121 HOTEL OCC. TAX SPECIAL EVENTS	35,000	35,000	0.00	0.00	0.00	0.00	0.00	35,000.00
01-4201 CPS ENERGY FRANCHISE FEES	496,095	496,095	106,831.40	154,604.21	148,818.86	0.00	31.16	341,490.62
01-4205 AT&T TELECOM FRANCHISE FEES	35,000	35,000	2,267.99	4,871.92	6,947.32	0.00	13.92	30,128.08
01-4210 TIME WARNER CABLE & TEL FEES	75,000	75,000	16,871.63	18,408.05	34,956.46	0.00	24.54	56,591.95
01-4211 TWC - PEG Fee 1%	0	0	0.00	0.00	0.00	0.00	0.00	0.00
01-4215 OTHER TELECOM FEES	2,400	2,400	261.66	582.25	630.81	0.00	24.26	1,817.75
01-4230 FRANCHISE FEES -WATER	2,600	2,600	0.00	0.00	0.00	0.00	0.00	2,600.00
01-4301 INTEREST	17,610	17,610	52.81	241.19	185.54	0.00	1.37	17,368.81
01-4302 FRANCHISE FEE- SANITATION	1,125	1,125	101.59	398.32	146.82	0.00	35.41	726.68
01-4310 COURT FINES	563,896	563,896	51,857.13	257,990.17	131,889.09	0.00	45.75	305,905.99
01-4320 WINDCREST GIFT SHOP	0	0	0.00	0.00	0.00	0.00	0.00	0.00
01-4401 SWIMMING POOL FEES	0	0	0.00	0.00	(300.00)	0.00	0.00	0.00
01-4402 SWIMMING POOL CONCESSIONS	0	0	0.00	0.00	0.00	0.00	0.00	0.00
01-4403 SWIMMING POOL B-PARTIES	0	0	0.00	0.00	0.00	0.00	0.00	0.00
01-4408 CONTRACTOR ANNUAL REGISTRATION	5,520	5,520	40.00	100.00	2,620.00	0.00	1.81	5,420.00
01-4409 BUILDING PERMIT FEES	210,000	210,000	8,571.60	46,580.06	104,983.90	0.00	22.18	163,419.94
01-4410 FOOD PERMIT FEES	20,000	20,000	200.00	200.00	10,600.00	0.00	1.00	19,800.00
01-4411 FIRE DEPARTMENT FEES	10,000	10,000	375.00	1,765.00	3,215.01	0.00	17.65	8,235.00
01-4420 LIQUOR LICENSE FEES	4,000	4,000	0.00	0.00	2,110.00	0.00	0.00	4,000.00
01-4425 VEHICLE STORAGE FEES	34,469	34,469	(892.23)	(898.16)	394.96	0.00	2.61-	35,367.16
01-4430 CIVIC CENTER FEES	28,000	28,000	2,355.00	16,110.00	5,455.00	0.00	57.54	11,890.00
01-4435 DOG TAG & IMPOUNDMENT FEES	450	450	25.00	145.00	140.00	0.00	32.22	305.00
01-4440 MISCELLANEOUS FEES	2,000	2,000	542.00	3,468.30	486.73	0.00	173.42	(1,468.30)
01-4441 ALARM & PERMIT FEES	4,500	4,500	50.00	1,550.00	600.00	0.00	34.44	2,950.00
01-4442 PLATTING/ZONING/VAR FEES	300	300	0.00	0.00	0.00	0.00	0.00	300.00
01-4444 FOOD HANDLER TRAINING FEES	0	0	0.00	0.00	0.00	0.00	0.00	0.00
01-4450 POST OFFICE SUBSIDY	25,000	25,000	0.00	6,249.99	9,420.28	0.00	25.00	18,750.01
01-4451 EDC REIMBURSEMENT	0	0	0.00	0.00	0.00	0.00	0.00	0.00
01-4455 WCCPD REIMBURSEMENT	53,000	53,000	0.00	0.00	0.00	0.00	0.00	53,000.00
01-4460 MISCELLANEOUS INCOME	25,000	25,000	1,023.00	18,573.89	7,753.47	0.00	74.30	6,426.11
01-4461 WORKER'S COMP	0	0	0.00	0.00	0.00	0.00	0.00	0.00
01-4462 DONATIONS FD	0	0	0.00	1,000.00	525.00	0.00	0.00	(1,000.00)
01-4463 DONATIONS SPECIAL EVENTS	0	0	0.00	0.00	0.00	0.00	0.00	0.00
01-4470 LEASE OF LAND	130,000	130,000	154,583.34	172,916.70	22,916.70	0.00	133.01	(42,916.70)
01-4471 LEASE OF BUILDING SPACE	1,200	1,200	1,200.00	1,200.00	1,200.00	0.00	100.00	0.00
01-4475 INCOME - BAD DEBT	0	0	0.00	0.00	0.00	0.00	0.00	0.00
01-4500 COURT TECHNOLOGY TRANS IN	0	0	0.00	0.00	0.00	0.00	0.00	0.00
01-4501 GARBAGE FUND ADMIN TRANSFER	125,000	125,000	0.00	0.00	0.00	0.00	0.00	125,000.00
01-4502 FIRE TRUCK REIMBURSEMENT	0	0	0.00	0.00	0.00	0.00	0.00	0.00
01-4504 COURT SECURITY FUND TRANSFER	0	0	0.00	0.00	0.00	0.00	0.00	0.00
01-4505 GARBAGE FUND TRANSFER	0	0	0.00	0.00	0.00	0.00	0.00	0.00
01-4506 CARES ACT 2020 (BEXAR COUNTY)	0	0	0.00	0.00	0.00	0.00	0.00	0.00
01-4513 GRANT PROCEEDS WFD	0	0	0.00	4,566.47	10,125.00	0.00	0.00	(4,566.47)

REVENUE & EXPENSE REPORT (UNAUDITED)
AS OF: FEBRUARY 28TH, 2022

01 -GENERAL FUND

% OF YEAR COMPLETED: 41.67

REVENUES	ORIGINAL BUDGET	AMENDED BUDGET	CURRENT PERIOD	YEAR TO DATE BALANCE	PRIOR YEAR YTD BALANCE	TOTAL ENCUMBERED	% OF BUDGET	BUDGET BALANCE
01-4514 GRANT PROCEEDS WPD	0	0	0.00	1,789.94	0.00	0.00	0.00	(1,789.94)
01-4548 TRANSFER FROM FUNF 03	0	0	0.00	0.00	0.00	0.00	0.00	0.00
01-4549 PROCEEDS SALES OF FIXED ASSETS	0	0	0.00	0.00	0.00	0.00	0.00	0.00
TOTAL REVENUES	8,590,456	8,590,456	1,319,361.30	4,435,297.83	4,146,991.81	0.00	51.63	4,155,158.16

REVENUE & EXPENSE REPORT (UNAUDITED)
AS OF: FEBRUARY 28TH, 2022

01 -GENERAL FUND

% OF YEAR COMPLETED: 41.67

DEPARTMENTAL EXPENDITURES	ORIGINAL BUDGET	AMENDED BUDGET	CURRENT PERIOD	YEAR TO DATE BALANCE	PRIOR YEAR YTD BALANCE	TOTAL ENCUMBERED	% OF BUDGET	BUDGET BALANCE
01-ADMINISTRATION								
SALARIES & BENEFITS								
01-501-010 ADMIN. SALARIES	215,648	215,648	18,451.99	83,816.82	71,469.15	0.00	38.87	131,830.71
01-501-014 STIPEND	0	0	0.00	0.00	0.00	0.00	0.00	0.00
01-501-015 ADMIN INCENTIVE PAY-BILINGUA	600	600	46.16	232.45	237.39	0.00	38.74	367.55
01-501-018 ADMIN.EDUCATION PAY	900	900	0.00	0.00	0.00	0.00	0.00	900.00
01-501-020 ADMIN. OVERTIME	2,700	2,700	17.56	350.55	264.73	0.00	12.98	2,349.45
01-501-030 SOCIAL SECURITY	16,818	16,818	1,334.81	6,042.38	5,175.62	0.00	35.93	10,775.96
01-501-040 HEALTH INSURANCE	41,678	41,678	3,800.70	19,001.81	21,482.99	0.00	45.59	22,675.93
01-501-050 RETIREMENT	16,445	16,445	1,331.28	6,068.40	5,301.49	0.00	36.90	10,376.20
01-501-060 WORKERS' COMPENSATION	446	446	35.26	176.27	2,078.08	0.00	39.49	270.12
01-501-070 UNEMPLOYMENT COMPENSATION	1,134	1,134	478.28	934.73	430.35	0.00	82.43	199.27
01-501-080 CONTRACT LABOR	0	0	3,107.48	3,618.48	0.00	0.00	0.00	(3,618.48)
01-501-095 TERMINATION PAY-OUT	0	0	0.00	0.00	0.00	0.00	0.00	0.00
TOTAL SALARIES & BENEFITS	296,369	296,369	28,603.52	120,241.89	106,439.80	0.00	40.57	176,126.71
OTHER EXPENSES								
01-501-120 DUES & SUBSCRIPTIONS	2,500	2,500	90.00	309.95	1,771.32	0.00	12.40	2,190.05
01-501-130 BONDS & TRAINING	6,000	6,000	(184.64)	1,865.04	1,287.04	0.00	31.08	4,134.96
01-501-151 Contract Svc - Inspections	0	0	0.00	0.00	14,450.00	0.00	0.00	0.00
01-501-220 FOOD HEALTH OFFICER FEES	0	0	0.00	0.00	2,660.00	0.00	0.00	0.00
01-501-420 OFFICE SUPPLIES	4,500	4,500	29.20	1,027.09	548.35	224.76	27.82	3,248.15
01-501-431 EMPLOYEE APPRECIATION LUNCHE	0	0	0.00	0.00	0.00	0.00	0.00	0.00
01-501-440 ELECTION SUPPLIES	15,000	15,000	0.00	5,465.24	0.00	0.00	36.43	9,534.76
01-501-441 ELECTION SECURITY	0	0	0.00	5,580.00	0.00	0.00	0.00	(5,580.00)
01-501-500 GENERAL/GIFT SHOP	0	0	0.00	0.00	0.00	0.00	0.00	0.00
01-501-590 POSTAGE	500	500	27.10	75.73	55.00	0.00	15.15	424.27
01-501-600 OFFICE EQUIPMENT & MAINT	1,000	1,000	0.00	0.00	0.00	0.00	0.00	1,000.00
01-501-650 VEHICLE EXPENSE	0	0	0.00	0.00	0.00	0.00	0.00	0.00
01-501-700 CONTINGENCIES	0	0	0.00	0.00	0.00	0.00	0.00	0.00
TOTAL OTHER EXPENSES	29,500	29,500	(38.34)	14,323.05	20,771.71	224.76	49.31	14,952.19
CAPITAL EXPENSES								
01-501-800 CAPITAL EXPENDITURES	0	0	0.00	0.00	0.00	0.00	0.00	0.00
TOTAL CAPITAL EXPENSES	0	0	0.00	0.00	0.00	0.00	0.00	0.00
OTHER INCOME/EXPENSES								
01-501-900 UNALLOCATED FUNDS	0	0	0.00	0.00	0.00	0.00	0.00	0.00
TOTAL OTHER INCOME/EXPENSES	0	0	0.00	0.00	0.00	0.00	0.00	0.00
TOTAL 01-ADMINISTRATION	325,869	325,869	28,565.18	134,564.94	127,211.51	224.76	41.36	191,078.90

REVENUE & EXPENSE REPORT (UNAUDITED)
AS OF: FEBRUARY 28TH, 2022

01 -GENERAL FUND

% OF YEAR COMPLETED: 41.67

DEPARTMENTAL EXPENDITURES	ORIGINAL BUDGET	AMENDED BUDGET	CURRENT PERIOD	YEAR TO DATE BALANCE	PRIOR YEAR YTD BALANCE	TOTAL ENCUMBERED	% OF BUDGET	BUDGET BALANCE
02-POLICE DEPARTMENT								
SALARIES & BENEFITS								
01-502-010 POLICE SALARIES	1,159,332	1,159,332	90,487.33	472,642.40	563,039.08	0.00	40.77	686,689.60
01-502-012 CIVILIAN SALARIES	248,215	248,215	15,427.15	93,307.91	36,520.52	0.00	37.59	154,907.09
01-502-014 POLICE SPECIAL ASSIGNMENT SA	4,500	4,500	0.00	0.00	1,780.25	0.00	0.00	4,500.00
01-502-015 POL INCENTIVE PAY-BILING & S	2,400	2,400	353.57	1,989.57	2,351.37	0.00	82.90	410.43
01-502-016 CIV.INCENTIVE PAY-BILING & S	600	600	79.39	391.78	200.02	0.00	65.30	208.22
01-502-017 POLICE SALARIES-CERTIFICATIO	6,300	6,300	461.60	2,242.87	3,834.58	0.00	35.60	4,057.13
01-502-018 POLICE EDUCATION PAY	2,400	2,400	300.04	1,556.25	1,172.13	0.00	64.84	843.75
01-502-020 POLICE OVERTIME	90,000	90,000	4,707.76	32,269.94	40,804.10	0.00	35.86	57,730.06
01-502-021 7K HOURS	69,265	69,265	3,886.62	23,002.23	20,493.18	0.00	33.21	46,262.27
01-502-022 CIVILIAN OVERTIME	30,000	30,000	2,598.87	11,022.00	2,496.04	0.00	36.74	18,978.00
01-502-023 POL INCENTIVE PAY - SDP	0	0	0.00	0.00	0.00	0.00	0.00	0.00
01-502-025 STIPEND (CIVILIAN & POLICE)	0	0	0.00	0.00	0.00	0.00	0.00	0.00
01-502-026 HAZARDOUS DUTY PAY	8,640	8,640	452.31	2,313.65	3,321.00	0.00	26.78	6,326.35
01-502-030 SOCIAL SECURITY	103,641	103,641	7,515.40	39,924.02	47,682.80	0.00	38.52	63,716.83
01-502-030CSOCIAL SECURITY CIVILIAN	21,421	21,421	1,403.23	8,101.91	2,995.34	0.00	37.82	13,319.27
01-502-040 HEALTH INSURANCE	240,805	240,805	18,551.73	94,679.60	86,882.26	0.00	39.32	146,125.12
01-502-050 RETIREMENT	99,652	99,652	7,232.58	38,375.68	46,842.94	0.00	38.51	61,276.40
01-502-050CRETIREMENT CIVILIAN	19,950	19,950	1,320.58	7,623.40	2,886.49	0.00	38.21	12,326.15
01-502-060 WORKERS' COMPENSATION	59,473	59,473	4,764.35	57,336.52	16,101.55	0.00	96.41	2,136.02
01-502-070 UNEMPLOYMENT COMPENSATION	7,056	7,056	2,544.64	6,784.18	3,776.97	0.00	96.15	271.82
01-502-095 TERMINATION PAY-OUT	0	0	0.00	0.00	0.00	0.00	0.00	0.00
01-502-096 EXEMPT VACATION PAY-OUT	0	0	0.00	0.00	0.00	0.00	0.00	0.00
TOTAL SALARIES & BENEFITS	2,173,648	2,173,648	162,087.15	893,563.91	883,180.62	0.00	41.11	1,280,084.51
OTHER EXPENSES								
01-502-120 DUES & SUBSCRIPTIONS	22,000	22,000	251.68	1,018.68	2,267.90	0.00	4.63	20,981.32
01-502-130 BONDS & TRAINING	15,000	15,000	395.00	1,499.56	2,339.86	0.00	10.00	13,500.44
01-502-400 CITIZEN'S PATROL	2,500	2,500	528.08	528.08	0.00	0.00	21.12	1,971.92
01-502-420 OFFICE SUPPLIES	32,000	32,000	2,502.50	2,446.97	3,266.23	0.00	7.65	29,553.03
01-502-430 MISCELLANEOUS SUPPLIES	0	0	0.00	53.34	21,031.55	0.00	0.00	(53.34)
01-502-431 EMPLOYEE APPRECIATION LUNCHE	0	0	0.00	108.61	0.00	0.00	0.00	(108.61)
01-502-432 MOBILE DATA/PHONE	0	0	0.00	0.00	0.00	0.00	0.00	0.00
01-502-433 PD IT SOFTWARE HARDWARE & SU	16,000	16,000	421.79	4,924.36	2,747.12	0.00	30.78	11,075.64
01-502-435 K-9 PROGRAM EXPENSES	3,000	3,000	0.00	0.00	599.21	0.00	0.00	3,000.00
01-502-450 LAB FEES/CRIME SCENE SUPP	13,500	13,500	101.65	1,026.82	2,174.74	0.00	7.61	12,473.18
01-502-480 UNIFORM ALLOWANCE	30,000	30,000	800.00	11,600.00	11,627.97	0.00	38.67	18,400.00
01-502-485 WEAPONS & AMMUNITION	9,000	9,000	0.00	0.00	0.00	0.00	0.00	9,000.00
01-502-486 PERSONAL PROTECTIVE EQUIPMEN	15,000	15,000	0.00	3,579.68	3,103.20	0.00	23.86	11,420.32
01-502-487 VEHICLE EQUIPMENT	0	0	0.00	0.00	0.00	0.00	0.00	0.00
01-502-489 COMMUNITY SERVICES	7,000	7,000	0.00	26.58	0.00	0.00	0.38	6,973.42
01-502-491 MEMORIAL SERVICES	5,000	5,000	0.00	974.67	156.88	0.00	19.49	4,025.33
01-502-501 MISC. CRIME PREVENTION	1,000	1,000	0.00	0.00	0.00	0.00	0.00	1,000.00
01-502-520 BICYCLE PARTS & MAINTENANCE	1,000	1,000	0.00	0.00	0.00	0.00	0.00	1,000.00
01-502-540 VEHICLE FUEL	65,000	65,000	0.00	18,334.75	26,205.82	0.00	28.21	46,665.25
01-502-550 PRISONER EXPENSE	300	300	0.00	0.00	0.00	0.00	0.00	300.00
01-502-590 POSTAGE	3,000	3,000	7.33	152.52	1,116.90	0.00	5.08	2,847.48

REVENUE & EXPENSE REPORT (UNAUDITED)
AS OF: FEBRUARY 28TH, 2022

01 -GENERAL FUND

% OF YEAR COMPLETED: 41.67

DEPARTMENTAL EXPENDITURES	ORIGINAL BUDGET	AMENDED BUDGET	CURRENT PERIOD	YEAR TO DATE BALANCE	PRIOR YEAR YTD BALANCE	TOTAL ENCUMBERED	% OF BUDGET	BUDGET BALANCE
01-502-700 CONTINGENCIES	0	0	0.00	0.00	0.00	0.00	0.00	0.00
TOTAL OTHER EXPENSES	240,300	240,300	5,008.03	46,274.62	76,637.38	0.00	19.26	194,025.38
CAPITAL EXPENSES								
01-502-800 CAPITAL EXPENDITURES	0	0	0.00	0.00	755.00	0.00	0.00	0.00
TOTAL CAPITAL EXPENSES	0	0	0.00	0.00	755.00	0.00	0.00	0.00
OTHER INCOME/EXPENSES								
01-502-900 UNALLOCATED FUNDS	0	0	0.00	0.00	0.00	0.00	0.00	0.00
TOTAL OTHER INCOME/EXPENSES	0	0	0.00	0.00	0.00	0.00	0.00	0.00
TOTAL 02-POLICE DEPARTMENT	2,413,948	2,413,948	167,095.18	939,838.53	960,573.00	0.00	38.93	1,474,109.89

REVENUE & EXPENSE REPORT (UNAUDITED)
AS OF: FEBRUARY 28TH, 2022

01 -GENERAL FUND

% OF YEAR COMPLETED: 41.67

DEPARTMENTAL EXPENDITURES	ORIGINAL BUDGET	AMENDED BUDGET	CURRENT PERIOD	YEAR TO DATE BALANCE	PRIOR YEAR YTD BALANCE	TOTAL ENCUMBERED	% OF BUDGET	BUDGET BALANCE
03-FIRE DEPARTMENT								
SALARIES & BENEFITS								
01-503-010 FIRE DEPT. SALARIES	376,880	376,880	25,330.11	162,345.36	167,111.20	0.00	43.08	214,534.85
01-503-012 STIPEND	0	0	0.00	0.00	0.00	0.00	0.00	0.00
01-503-015 FIRE INCENTIVE PAY-BILINGUAL	0	0	0.00	0.00	0.00	0.00	0.00	0.00
01-503-017 FIRE SALARIES-CERTIFICATION	6,000	6,000	230.77	2,093.41	2,604.40	0.00	34.89	3,906.59
01-503-020 FIRE OVERTIME	75,000	75,000	10,293.06	35,585.91	24,565.22	0.00	47.45	39,414.09
01-503-021 7K HOURS	61,959	61,959	0.00	0.00	10,887.67	0.00	0.00	61,958.54
01-503-030 SOCIAL SECURITY	39,768	39,768	6,703.76	18,805.33	15,100.75	0.00	47.29	20,962.33
01-503-040 HEALTH INSURANCE	83,355	83,355	5,905.40	30,308.23	18,192.83	0.00	36.36	53,047.25
01-503-050 RETIREMENT	38,897	38,897	2,577.91	14,425.46	15,098.15	0.00	37.09	24,471.47
01-503-060 WORKERS' COMPENSATION	48,976	48,976	0.00	16,291.44	3,809.83	0.00	33.26	32,684.32
01-503-070 UNEMPLOYMENT COMPENSATION	2,268	2,268	702.39	1,860.86	1,874.49	0.00	82.05	407.14
01-503-080 VOLUNTEER PENSION FUND	14,000	14,000	0.00	5,436.00	0.00	0.00	38.83	8,564.00
01-503-095 TERMINATION PAY-OUT	0	0	0.00	0.00	0.00	0.00	0.00	0.00
TOTAL SALARIES & BENEFITS	747,103	747,103	51,743.40	287,152.00	259,244.54	0.00	38.44	459,950.58
OTHER EXPENSES								
01-503-130 TRAINING	30,000	30,000	303.10	8,459.72	43,921.70	0.00	28.20	21,540.28
01-503-140 EMPLOYMENT SCREENING	0	0	0.00	0.00	0.00	0.00	0.00	0.00
01-503-150 HAZMAT PROGRAM	500	500	0.00	0.00	493.79	0.00	0.00	500.00
01-503-151 OUTSIDE PROF. SERVICES	0	0	0.00	0.00	0.00	0.00	0.00	0.00
01-503-221 MOBILE DATA TERMINAL SERVICE	2,000	2,000	0.00	0.00	0.00	0.00	0.00	2,000.00
01-503-226 PAGER MAINTENANCE - FIRE	0	0	0.00	0.00	0.00	0.00	0.00	0.00
01-503-227 RADIO CONTRACT	0	0	0.00	0.00	0.00	0.00	0.00	0.00
01-503-229 RADIO MAINTENANCE	2,500	2,500	0.00	0.00	85.00	0.00	0.00	2,500.00
01-503-396 EOC EQUIPMENT & SUPPLIES	5,000	5,000	375.18	375.18	2,656.71	823.88	23.98	3,800.94
01-503-420 OFFICE SUPPLIES	9,000	9,000	589.06	2,529.27	7,848.08	0.00	28.10	6,470.73
01-503-430 SUPPLIES & EQUIPMENT	32,500	32,500	1,139.65	5,238.20	24,357.26	726.82	18.35	26,534.98
01-503-431 EMPLOYEE APPRECIATION LUNCHE	1,500	1,500	0.00	1,118.01	35.97	0.00	74.53	381.99
01-503-450 MEDICAL SUPPLIES	20,000	20,000	477.44	2,616.30	16,086.55	350.04	14.83	17,033.66
01-503-460 MEDICAL TRAINING	10,000	10,000	0.00	1,200.00	6,651.16	0.00	12.00	8,800.00
01-503-480 UNIFORM ALLOWANCE	16,000	16,000	2,453.98	2,590.96	5,380.10	0.00	16.19	13,409.04
01-503-503 VEHICLE PARTS - FIRE	20,000	20,000	0.00	1,557.38	11,319.17	0.00	7.79	18,442.62
01-503-540 VEHICLE FUEL	16,800	16,800	0.00	3,801.31	5,398.00	0.00	22.63	12,998.69
01-503-590 POSTAGE	200	200	10.85	32.84	52.51	0.00	16.42	167.16
01-503-603 VEHICLE OUTSIDE MAINT. FIRE	40,000	40,000	161.00	6,747.50	42,831.69	1,582.15	20.82	31,670.35
01-503-610 DORM - TELEPHONE	0	0	0.00	0.00	0.00	0.00	0.00	0.00
01-503-620 DORM - UTILITIES & CABLE	13,000	13,000	985.74	2,679.69	3,289.25	0.00	20.61	10,320.31
01-503-630 DORM - REPAIRS & MAINT	0	0	0.00	0.00	509.72	0.00	0.00	0.00
01-503-700 CONTINGENCIES	0	0	0.00	0.00	0.00	0.00	0.00	0.00
01-503-710 TRAVEL	10,000	10,000	0.00	0.00	556.05	0.00	0.00	10,000.00
01-503-730 ANNUAL PUMP TESTS	2,500	2,500	0.00	0.00	0.00	0.00	0.00	2,500.00
01-503-740 MAINTENANCE CONTRACTS	20,000	20,000	7,106.69	17,509.35	13,655.23	2,202.40	98.56	288.25
01-503-741 EMS MEDICAL DIRECTION	20,000	20,000	0.00	5,000.00	10,000.00	0.00	25.00	15,000.00
01-503-750 SCBA TESTS	4,000	4,000	869.99	1,129.99	2,900.38	0.00	28.25	2,870.01
01-503-760 LADDER TESTS	3,000	3,000	0.00	0.00	0.00	0.00	0.00	3,000.00
TOTAL OTHER EXPENSES	278,500	278,500	14,472.68	62,585.70	198,028.32	5,685.29	24.51	210,229.01

REVENUE & EXPENSE REPORT (UNAUDITED)
AS OF: FEBRUARY 28TH, 2022

01 -GENERAL FUND

% OF YEAR COMPLETED: 41.67

DEPARTMENTAL EXPENDITURES	ORIGINAL BUDGET	AMENDED BUDGET	CURRENT PERIOD	YEAR TO DATE BALANCE	PRIOR YEAR YTD BALANCE	TOTAL ENCUMBERED	% OF BUDGET	BUDGET BALANCE
CAPITAL EXPENSES								
01-503-800 CAPITAL EXPENDITURES	0	0	0.00	0.00	0.00	0.00	0.00	0.00
01-503-801 CAPITAL EQUIPMENT	0	0	0.00	0.00	0.00	0.00	0.00	0.00
01-503-802 CAPITAL FACILITIES	0	0	0.00	0.00	0.00	0.00	0.00	0.00
01-503-803 CAPITAL FLEET	0	0	0.00	0.00	0.00	0.00	0.00	0.00
01-503-804 CAPITAL PPE(PERS. PROTECT.EQ	0	0	0.00	0.00	0.00	0.00	0.00	0.00
TOTAL CAPITAL EXPENSES	0	0	0.00	0.00	0.00	0.00	0.00	0.00
OTHER INCOME/EXPENSES								
01-503-900 UNALLOCATED FUNDS	0	0	0.00	0.00	0.00	0.00	0.00	0.00
01-503-901 TRANSFER TO FUND 22	0	0	0.00	0.00	0.00	0.00	0.00	0.00
TOTAL OTHER INCOME/EXPENSES	0	0	0.00	0.00	0.00	0.00	0.00	0.00
TOTAL 03-FIRE DEPARTMENT	1,025,603	1,025,603	66,216.08	349,737.70	457,272.86	5,685.29	34.66	670,179.59

REVENUE & EXPENSE REPORT (UNAUDITED)
AS OF: FEBRUARY 28TH, 2022

01 -GENERAL FUND

% OF YEAR COMPLETED: 41.67

DEPARTMENTAL EXPENDITURES	ORIGINAL BUDGET	AMENDED BUDGET	CURRENT PERIOD	YEAR TO DATE BALANCE	PRIOR YEAR YTD BALANCE	TOTAL ENCUMBERED	% OF BUDGET	BUDGET BALANCE
04-SPECIAL SERVICES								
SALARIES & BENEFITS								
01-504-009 SALARIES	0	0	0.00	0.00	9,857.99	0.00	0.00	0.00
01-504-010 SALARIES - MAYOR & COUNCIL	14,400	14,400	1,200.00	6,000.00	4,840.97	0.00	41.67	8,400.00
01-504-014 STIPEND	0	0	0.00	0.00	0.00	0.00	0.00	0.00
01-504-020 OVERTIME	0	0	0.00	0.00	0.00	0.00	0.00	0.00
01-504-030 SOCIAL SECURITY	0	0	91.80	459.00	370.33	0.00	0.00	(459.00)
01-504-040 HEALTH INSURANCE	0	0	0.00	0.00	0.00	0.00	0.00	0.00
01-504-050 RETIREMENT	0	0	0.00	0.00	3.06	0.00	0.00	0.00
01-504-060 WORKERS COMPENSATION	0	0	0.00	0.00	346.34	0.00	0.00	0.00
01-504-070 UNEMPLOYMENT COMP	0	0	33.60	168.00	76.80	0.00	0.00	(168.00)
01-504-080 CONTRACT LABOR	35,000	35,000	1,209.00	11,404.13	0.00	0.00	32.58	23,595.87
01-504-095 TERMINATION PAY-OUT	0	0	0.00	0.00	0.00	0.00	0.00	0.00
TOTAL SALARIES & BENEFITS	49,400	49,400	2,534.40	18,031.13	15,495.49	0.00	36.50	31,368.87
OTHER EXPENSES								
01-504-120 DUES & SUBSCRIPTIONS	2,000	2,000	1,455.42	2,455.42	127.00	0.00	122.77	(455.42)
01-504-140 EMPLOYEE APPRECIATION FUND	0	0	0.00	0.00	0.00	0.00	0.00	0.00
01-504-400 CITIZEN'S PATROL	0	0	0.00	0.00	0.00	0.00	0.00	0.00
01-504-420 OFFICE SUPPLIES	1,000	1,000	0.00	0.00	0.00	0.00	0.00	1,000.00
01-504-440 ELECTION SUPPLIES/EXPENSES	0	0	8,899.42	8,909.26	0.00	0.00	0.00	(8,909.26)
01-504-460 SPECIAL EVENTS	30,000	30,000	0.00	(11,326.05)	9,970.33	0.00	37.75-	41,326.05
01-504-461 ARTVIBE EVENT	0	0	0.00	0.00	0.00	0.00	0.00	0.00
01-504-465 JULY 4TH EVENT	5,000	5,000	0.00	0.00	0.00	0.00	0.00	5,000.00
01-504-470 LIGHT UP	35,000	35,000	943.09	54,567.86	53,103.12	9,450.00	182.91	(29,017.86)
01-504-471 911 REMEMBRBANCE RACE	0	0	0.00	0.00	0.00	0.00	0.00	0.00
01-504-490 WINDCREST YOUTH ACTIVITIES	0	0	0.00	0.00	0.00	0.00	0.00	0.00
01-504-590 POSTAGE	800	800	0.00	0.00	13.77	0.00	0.00	800.00
01-504-610 NEWSLETTER	15,000	15,000	1,434.77	6,921.95	6,303.45	0.00	46.15	8,078.05
01-504-630 LEGAL ADVERTISING	13,000	13,000	940.42	3,591.52	0.00	0.00	27.63	9,408.48
01-504-635 ADVERTISING	5,000	5,000	0.00	4,221.88	252.86	0.00	84.44	778.12
01-504-645 MAYOR - COUNCIL EXPENSES	0	0	0.00	300.24	0.00	0.00	0.00	(300.24)
01-504-650 MILEAGE & ENTERTAIMNENT EXPE	0	0	0.00	0.00	0.00	0.00	0.00	0.00
01-504-651 MAYOR EXPENSE	2,000	2,000	0.00	0.00	6,058.63	0.00	0.00	2,000.00
01-504-652 PLACE 1- COUNCIL EXPENSE	1,500	1,500	0.00	2,077.77	0.00	0.00	138.52	(577.77)
01-504-653 PLACE 2 - COUNCIL EXPENSE	1,500	1,500	0.00	759.34	0.00	0.00	50.62	740.66
01-504-654 PLACE 3 - COUNCIL EXPENSE	1,500	1,500	0.00	0.00	0.00	0.00	0.00	1,500.00
01-504-655 PLACE 4 - COUNCIL EXPENSE	1,500	1,500	0.00	1,270.66	65.00	0.00	84.71	229.34
01-504-656 PLACE 5 - COUNCIL EXPENSE	1,500	1,500	0.00	0.00	0.00	0.00	0.00	1,500.00
TOTAL OTHER EXPENSES	116,300	116,300	13,673.12	73,749.85	75,894.16	9,450.00	71.54	33,100.15
CAPITAL EXPENSES								
01-504-800 CAPITAL EXPENDITURES	0	0	0.00	0.00	12,279.05	0.00	0.00	0.00
TOTAL CAPITAL EXPENSES	0	0	0.00	0.00	12,279.05	0.00	0.00	0.00
OTHER INCOME/EXPENSES								
01-504-900 UNALLOCATED FUNDS	0	0	0.00	0.00	0.00	0.00	0.00	0.00
TOTAL OTHER INCOME/EXPENSES	0	0	0.00	0.00	0.00	0.00	0.00	0.00

REVENUE & EXPENSE REPORT (UNAUDITED)
AS OF: FEBRUARY 28TH, 2022

01 -GENERAL FUND

% OF YEAR COMPLETED: 41.67

DEPARTMENTAL EXPENDITURES	ORIGINAL BUDGET	AMENDED BUDGET	CURRENT PERIOD	YEAR TO DATE BALANCE	PRIOR YEAR YTD BALANCE	TOTAL ENCUMBERED	% OF BUDGET	BUDGET BALANCE
TOTAL 04-SPECIAL SERVICES	165,700	165,700	16,207.52	91,780.98	103,668.70	9,450.00	61.09	64,469.02

REVENUE & EXPENSE REPORT (UNAUDITED)
AS OF: FEBRUARY 28TH, 2022

01 -GENERAL FUND

% OF YEAR COMPLETED: 41.67

DEPARTMENTAL EXPENDITURES	ORIGINAL BUDGET	AMENDED BUDGET	CURRENT PERIOD	YEAR TO DATE BALANCE	PRIOR YEAR YTD BALANCE	TOTAL ENCUMBERED	% OF BUDGET	BUDGET BALANCE
06-PARKS & RECREATION								
OTHER EXPENSES								
01-506-100 UTILITIES	25,000	25,000	0.00	868.72	14,035.83	0.00	3.47	24,131.28
01-506-130 TRAINING	2,000	2,000	140.00	140.00	0.00	0.00	7.00	1,860.00
01-506-240 CONTRACT MAINTENANCE OUTS	8,000	8,000	250.00	1,930.00	1,425.00	0.00	24.13	6,070.00
01-506-250 CONTRACT MAINT.-GREEN BEL	60,000	60,000	3,449.06	24,354.73	10,370.91	0.00	40.59	35,645.27
01-506-255 CONTRACT SERVICES - POOL	0	0	0.00	0.00	0.00	0.00	0.00	0.00
01-506-260 GREEN BELT CLEANING	3,000	3,000	0.00	173.80	0.00	0.00	5.79	2,826.20
01-506-430 SUPPLIES	7,000	7,000	480.84	2,179.91	291.90	0.00	31.14	4,820.09
01-506-431 EMPLOYEE APPRECIATION LUNCHE	0	0	0.00	0.00	0.00	0.00	0.00	0.00
01-506-520 EQUIPMENT REPAIR	9,500	9,500	0.00	969.77	5,766.98	0.00	10.21	8,530.23
01-506-630 FACILITY MAINTENANCE	20,000	20,000	3,677.73	12,739.05	3,726.73	0.00	63.70	7,260.95
01-506-631 POND MAINTENANCE	12,000	12,000	1,898.56	4,184.20	850.41	10,149.44	119.45 (	2,333.64)
01-506-635 TREES / SHRUBS/LANDSCAPING	15,000	15,000	17.76	55.70	993.79	0.00	0.37	14,944.30
01-506-640 LITTLE LEAGUE	0	0	0.00	0.00	0.00	0.00	0.00	0.00
01-506-700 CONTINGENCIES	0	0	0.00	0.00	0.00	0.00	0.00	0.00
01-506-701 LEASE PURCHASE PRINCIPAL	0	0	0.00	0.00	0.00	0.00	0.00	0.00
01-506-702 LEASE PURCHASE INTEREST	0	0	0.00	0.00	0.00	0.00	0.00	0.00
TOTAL OTHER EXPENSES	161,500	161,500	9,913.95	47,595.88	37,461.55	10,149.44	35.76	103,754.68
CAPITAL EXPENSES								
01-506-800 CAPITAL EXPENDITURE	0	0	0.00	0.00	0.00	0.00	0.00	0.00
01-506-810 CAPITAL IMPROVEMENTS	0	0	0.00	0.00	0.00	0.00	0.00	0.00
01-506-819 PARKS LIGHTS PRINCIPAL	0	0	0.00	0.00	0.00	0.00	0.00	0.00
01-506-820 PARKS LIGHTS PROJECT	0	0	0.00	0.00	0.00	0.00	0.00	0.00
01-506-892 INTEREST	0	0	0.00	0.00	0.00	0.00	0.00	0.00
TOTAL CAPITAL EXPENSES	0	0	0.00	0.00	0.00	0.00	0.00	0.00
OTHER INCOME/EXPENSES								
01-506-900 UNALLOCATED FUNDS	0	0	0.00	0.00	0.00	0.00	0.00	0.00
TOTAL OTHER INCOME/EXPENSES	0	0	0.00	0.00	0.00	0.00	0.00	0.00
TOTAL 06-PARKS & RECREATION	161,500	161,500	9,913.95	47,595.88	37,461.55	10,149.44	35.76	103,754.68

REVENUE & EXPENSE REPORT (UNAUDITED)
AS OF: FEBRUARY 28TH, 2022

01 -GENERAL FUND

% OF YEAR COMPLETED: 41.67

DEPARTMENTAL EXPENDITURES	ORIGINAL BUDGET	AMENDED BUDGET	CURRENT PERIOD	YEAR TO DATE BALANCE	PRIOR YEAR YTD BALANCE	TOTAL ENCUMBERED	% OF BUDGET	BUDGET BALANCE
07-FLEET MECHANIC								
SALARIES & BENEFITS								
01-507-010 MECHANIC SALARIES	42,810	42,810	3,260.80	16,220.68	14,529.60	0.00	37.89	26,589.39
01-507-012 STIPEND	0	0	0.00	0.00	0.00	0.00	0.00	0.00
01-507-015 MECHANIC INCENTIVE PAY-BILIN	0	0	0.00	0.00	0.00	0.00	0.00	0.00
01-507-020 OVERTIME	1,000	1,000	60.54	332.98	332.97	0.00	33.30	667.02
01-507-030 SOCIAL SECURITY	3,351	3,351	254.09	1,266.34	1,136.98	0.00	37.78	2,085.13
01-507-040 HEALTH INSURANCE	9,262	9,262	756.25	3,781.25	32.27	0.00	40.83	5,480.47
01-507-050 RETIREMENT	3,277	3,277	238.81	1,190.24	1,092.05	0.00	36.32	2,086.75
01-507-060 WORKERS' COMPENSATION	1,990	1,990	166.01	844.89	0.00	0.00	42.45	1,145.23
01-507-070 UNEMPLOYMENT COMPENSATION	252	252	93.00	181.43	237.80	0.00	72.00	70.57
01-507-090 TERMINATION PAY-OUT	0	0	0.00	0.00	0.00	0.00	0.00	0.00
TOTAL SALARIES & BENEFITS	61,942	61,942	4,829.50	23,817.81	17,361.67	0.00	38.45	38,124.56
OTHER EXPENSES								
01-507-120 DUES & SUBSCRIPTIONS	0	0	0.00	0.00	0.00	0.00	0.00	0.00
01-507-130 TRAINING	1,000	1,000	0.00	0.00	0.00	0.00	0.00	1,000.00
01-507-315 VEHICLE DEDUCTIBLE	0	0	0.00	0.00	0.00	0.00	0.00	0.00
01-507-420 OFFICE SUPPLIES	250	250	0.00	16.51	0.00	0.00	6.60	233.49
01-507-430 FLEET TOOLS & SUPPLIES	10,000	10,000	440.33	3,926.00	3,879.09	0.00	39.26	6,074.00
01-507-431 EMPLOYEE APPRECIATION LUNCHE	0	0	0.00	0.00	0.00	0.00	0.00	0.00
01-507-450 ENVIRONMENTAL FEES	700	700	0.00	0.00	453.00	0.00	0.00	700.00
01-507-480 UNIFORM ALLOWANCE	0	0	0.00	0.00	0.00	0.00	0.00	0.00
01-507-501 VEHICLE PARTS-ADMIN	0	0	0.00	239.40	0.00	0.00	0.00	(239.40)
01-507-502 VEHICLE PARTS-POLICE	13,000	13,000	1,802.73	6,264.72	6,219.10	0.00	48.19	6,735.28
01-507-503 VEHICLE PARTS-FIRE	3,500	3,500	67.74	67.74	0.00	0.00	1.94	3,432.26
01-507-506 VEHICLE PARTS-PARKS & REC	1,000	1,000	0.00	59.92	823.05	0.00	5.99	940.08
01-507-508 VEHICLE PARTS-WARRANT OFFICE	0	0	510.00	510.00	0.00	0.00	0.00	(510.00)
01-507-515 VEHICLE PARTS-EMC/TECH	0	0	0.00	0.00	0.00	0.00	0.00	0.00
01-507-516 VEHICLE PARTS-PUBLIC WORKS	10,000	10,000	1,470.29	3,064.89	4,646.80	0.00	30.65	6,935.11
01-507-518 DEBT SERVICE - INTEREST	0	0	0.00	0.00	0.00	0.00	0.00	0.00
01-507-519 VEHICLE PARTS-INSPECTION	500	500	0.00	68.92	122.54	0.00	13.78	431.08
01-507-520 EQUIPMENT REPAIR	15,000	15,000	774.79	1,761.06	4,251.45	0.00	11.74	13,238.94
01-507-540 VEHICLE FUEL	18,000	18,000	0.00	6,202.09	7,061.65	0.00	34.46	11,797.91
01-507-602 VEHICLE OUTSIDE MAINT-POLICE	20,000	20,000	6,895.88	13,048.29	8,697.45	0.00	65.24	6,951.71
01-507-603 VEHICLE OUTSIDE MAINT-FIRE	4,000	4,000	0.00	0.00	0.00	0.00	0.00	4,000.00
01-507-606 VEHICLE OUTSIDE MAINT-PARKS&	1,000	1,000	0.00	0.00	0.00	0.00	0.00	1,000.00
01-507-608 VEHICLE OUTSIDE MAINT-WRNT O	0	0	0.00	0.00	67.98	0.00	0.00	0.00
01-507-615 VEHICLE OUTSIDE MAINT-EMC/TE	0	0	0.00	0.00	0.00	0.00	0.00	0.00
01-507-616 VEHICLE OUTSIDE MAINT-PW	15,000	15,000	0.00	6,184.17	943.79	0.00	41.23	8,815.83
01-507-619 VEHICLE OUTSIDE MAINT-INSP	0	0	0.00	0.00	0.00	0.00	0.00	0.00
01-507-700 CONTINGENCIES	0	0	0.00	0.00	0.00	0.00	0.00	0.00
01-507-701 TML STORM DAMAGE	0	0	0.00	0.00	0.00	0.00	0.00	0.00
01-507-730 VEHICLE/EQUIPMENT TESTING	1,000	1,000	0.00	0.00	0.00	0.00	0.00	1,000.00
TOTAL OTHER EXPENSES	113,950	113,950	11,961.76	41,413.71	37,165.90	0.00	36.34	72,536.29

REVENUE & EXPENSE REPORT (UNAUDITED)
AS OF: FEBRUARY 28TH, 2022

01 -GENERAL FUND

% OF YEAR COMPLETED: 41.67

DEPARTMENTAL EXPENDITURES	ORIGINAL BUDGET	AMENDED BUDGET	CURRENT PERIOD	YEAR TO DATE BALANCE	PRIOR YEAR YTD BALANCE	TOTAL ENCUMBERED	% OF BUDGET	BUDGET BALANCE
CAPITAL EXPENSES								
01-507-800 CAPITAL EXPENDITURES	0	0	0.00	0.00	0.00	0.00	0.00	0.00
TOTAL CAPITAL EXPENSES	0	0	0.00	0.00	0.00	0.00	0.00	0.00
OTHER INCOME/EXPENSES								
01-507-900 UNALLOCATED FUNDS	0	0	0.00	0.00	0.00	0.00	0.00	0.00
TOTAL OTHER INCOME/EXPENSES	0	0	0.00	0.00	0.00	0.00	0.00	0.00
TOTAL 07-FLEET MECHANIC	175,892	175,892	16,791.26	65,231.52	54,527.57	0.00	37.09	110,660.85

REVENUE & EXPENSE REPORT (UNAUDITED)
AS OF: FEBRUARY 28TH, 2022

01 -GENERAL FUND

% OF YEAR COMPLETED: 41.67

DEPARTMENTAL EXPENDITURES	ORIGINAL BUDGET	AMENDED BUDGET	CURRENT PERIOD	YEAR TO DATE BALANCE	PRIOR YEAR YTD BALANCE	TOTAL ENCUMBERED	% OF BUDGET	BUDGET BALANCE
08-COURT								
SALARIES & BENEFITS								
01-508-010 COURT SALARIES	294,241	294,241	18,727.77	94,506.92	104,327.72	0.00	32.12	199,733.76
01-508-012 STIPEND	0	0	0.00	0.00	0.00	0.00	0.00	0.00
01-508-015 COURT INCENTIVE PAY-BILINGUA	600	600	0.00	0.29	179.34	0.00	0.05	599.71
01-508-017 CERTIFICATION PAY - COURT	600	600	0.00	70.89	341.25	0.00	11.82	529.11
01-508-018 COURT EDUCATION PAY	0	0	0.00	0.00	0.00	0.00	0.00	0.00
01-508-020 COURT OVERTIME	10,000	10,000	439.92	2,200.12	670.44	0.00	22.00	7,799.88
01-508-021 7K HOURS	7,527	7,527	0.00	0.00	0.00	0.00	0.00	7,527.35
01-508-030 SOCIAL SECURITY	24,415	24,415	1,447.69	7,539.64	8,235.45	0.00	30.88	16,875.22
01-508-040 HEALTH INSURANCE	50,939	50,939	2,907.02	16,528.94	14,155.70	0.00	32.45	34,410.52
01-508-050 RETIREMENT	19,983	19,983	1,075.81	5,653.23	6,451.16	0.00	28.29	14,329.44
01-508-060 WORKER'S COMPENSATION	618	618	51.53	257.65	2,078.08	0.00	41.71	360.07
01-508-070 UNEMPLOYMENT COMPENSATION	2,016	2,016	530.95	1,075.60	611.99	0.00	53.35	940.40
01-508-095 TERMINATION PAY-OUT	0	0	0.00	0.00	0.00	0.00	0.00	0.00
TOTAL SALARIES & BENEFITS	410,939	410,939	25,180.69	127,833.28	137,051.13	0.00	31.11	283,105.46
OTHER EXPENSES								
01-508-120 DUES & SUBSCRIPTIONS	500	500	20.67	113.62	91.61	0.00	22.72	386.38
01-508-130 BONDS & TRAINING	7,250	7,250	75.00	2,906.46	400.00	0.00	40.09	4,343.54
01-508-150 JUDGE	5,250	5,250	346.16	2,743.16	2,155.25	1,900.00	88.44	606.84
01-508-160 PROSECUTOR	1,000	1,000	0.00	0.00	0.00	0.00	0.00	1,000.00
01-508-165 WARRANT JAIL COSTS	8,500	8,500	0.00	0.00	0.00	0.00	0.00	8,500.00
01-508-170 JURY SERVICE FEES	1,000	1,000	0.00	0.00	0.00	0.00	0.00	1,000.00
01-508-180 COURT OF RECORD/STENOGRAPHER	500	500	0.00	0.00	0.00	0.00	0.00	500.00
01-508-185 EQUIPMENT MAINTENANCE	0	0	0.00	0.00	0.00	0.00	0.00	0.00
01-508-420 OFFICE SUPPLIES	9,250	9,250	154.21	2,103.02	1,170.41	370.79	26.74	6,776.19
01-508-431 EMPLOYEE APPRECIATION LUNCHE	300	300	0.00	104.09	88.34	0.00	34.70	195.91
01-508-480 UNIFORM ALLOWANCE	1,600	1,600	0.00	0.00	0.00	0.00	0.00	1,600.00
01-508-481 CONTINGENCIES	0	0	0.00	0.00	0.00	0.00	0.00	0.00
01-508-540 FUEL	0	0	0.00	0.00	0.00	0.00	0.00	0.00
01-508-590 POSTAGE	3,000	3,000	495.10	1,924.62	1,144.14	0.00	64.15	1,075.38
TOTAL OTHER EXPENSES	38,150	38,150	1,091.14	9,894.97	5,049.75	2,270.79	31.89	25,984.24
CAPITAL EXPENSES								
01-508-800 CAPITAL EXPENDITURES	0	0	0.00	0.00	0.00	0.00	0.00	0.00
01-508-810 TRANSFER TO COURT SEC. FUND	0	0	0.00	0.00	0.00	0.00	0.00	0.00
TOTAL CAPITAL EXPENSES	0	0	0.00	0.00	0.00	0.00	0.00	0.00
OTHER INCOME/EXPENSES								
01-508-900 UNALLOCATED FUNDS	0	0	0.00	0.00	0.00	0.00	0.00	0.00
TOTAL OTHER INCOME/EXPENSES	0	0	0.00	0.00	0.00	0.00	0.00	0.00
TOTAL 08-COURT	449,089	449,089	26,271.83	137,728.25	142,100.88	2,270.79	31.17	309,089.70

REVENUE & EXPENSE REPORT (UNAUDITED)
AS OF: FEBRUARY 28TH, 2022

01 -GENERAL FUND

% OF YEAR COMPLETED: 41.67

DEPARTMENTAL EXPENDITURES	ORIGINAL BUDGET	AMENDED BUDGET	CURRENT PERIOD	YEAR TO DATE BALANCE	PRIOR YEAR YTD BALANCE	TOTAL ENCUMBERED	% OF BUDGET	BUDGET BALANCE
10-FACILITY DIVISION								
OTHER EXPENSES								
01-510-100 UTILITIES	140,000	140,000	21,213.26	59,984.30	36,209.55	0.00	42.85	80,015.70
01-510-115 MOBILE TELEPHONES	0	0	0.00	0.00	0.00	0.00	0.00	0.00
01-510-170 JANITORIAL SERVICES	27,000	27,000	4,116.00	10,290.00	9,515.00	0.00	38.11	16,710.00
01-510-240 CONTRACT MAINTENANCE	0	0	0.00	175.00	125.00	0.00	0.00	(175.00)
01-510-430 SUPPLIES	12,000	12,000	1,297.09	2,574.23	2,279.09	0.00	21.45	9,425.77
01-510-630 FACILITY MAINTENANCE	75,000	75,000	1,701.91	19,123.61	29,511.73	0.00	25.50	55,876.39
01-510-631 DORM MAINT 421 DALECREST	7,000	7,000	50.00	304.48	1,014.53	0.00	4.35	6,695.52
01-510-632 DORM MAINT 461 GOLFCREST	7,000	7,000	50.00	750.00	0.00	0.00	10.71	6,250.00
01-510-650 FIRE ALARM & EXT. INSPECTION	3,000	3,000	0.00	0.00	0.00	0.00	0.00	3,000.00
01-510-700 CONTINGENCIES	0	0	0.00	0.00	0.00	0.00	0.00	0.00
TOTAL OTHER EXPENSES	271,000	271,000	28,428.26	93,201.62	78,654.90	0.00	34.39	177,798.38
CAPITAL EXPENSES								
01-510-800 CAPITAL EXPENDITURES	0	0	0.00	0.00	0.00	0.00	0.00	0.00
TOTAL CAPITAL EXPENSES	0	0	0.00	0.00	0.00	0.00	0.00	0.00
OTHER INCOME/EXPENSES								
01-510-900 UNALLOCATED FUNDS	0	0	0.00	0.00	0.00	0.00	0.00	0.00
TOTAL OTHER INCOME/EXPENSES	0	0	0.00	0.00	0.00	0.00	0.00	0.00
TOTAL 10-FACILITY DIVISION	271,000	271,000	28,428.26	93,201.62	78,654.90	0.00	34.39	177,798.38

REVENUE & EXPENSE REPORT (UNAUDITED)
AS OF: FEBRUARY 28TH, 2022

01 -GENERAL FUND

% OF YEAR COMPLETED: 41.67

DEPARTMENTAL EXPENDITURES	ORIGINAL BUDGET	AMENDED BUDGET	CURRENT PERIOD	YEAR TO DATE BALANCE	PRIOR YEAR YTD BALANCE	TOTAL ENCUMBERED	% OF BUDGET	BUDGET BALANCE
11-CIVIC CENTER								
SALARIES & BENEFITS								
01-511-010 CIVIC CENTER SALARIES	112,628	112,628	8,889.20	46,417.62	46,801.86	0.00	41.21	66,210.33
01-511-012 STIPEND	0	0	0.00	0.00	0.00	0.00	0.00	0.00
01-511-018 CC EDUCATION PAY	0	0	23.08	116.22	118.70	0.00	0.00	(116.22)
01-511-020 OVERTIME - CIVIC CENTER	5,000	5,000	549.88	3,479.46	3,419.95	0.00	69.59	1,520.54
01-511-030 SOCIAL SECURITY	8,999	8,999	686.90	3,529.03	3,613.58	0.00	39.22	5,469.51
01-511-040 HEALTH INSURANCE	27,785	27,785	1,559.61	6,321.33	3,730.57	0.00	22.75	21,463.83
01-511-050 RETIREMENT	8,799	8,799	655.16	3,364.10	3,436.30	0.00	38.23	5,434.47
01-511-060 WORKERS' COMPENSATION	18,153	18,153	1,514.28	7,571.40	1,385.43	0.00	41.71	10,581.94
01-511-070 UNEMPLOYMENT COMPENSATION	756	756	255.14	741.54	316.52	0.00	98.09	14.46
01-511-095 TERMINATION PAY-OUT	0	0	0.00	0.00	0.00	0.00	0.00	0.00
TOTAL SALARIES & BENEFITS	182,120	182,120	14,133.25	71,540.70	62,822.91	0.00	39.28	110,578.86
OTHER EXPENSES								
01-511-100 UTILITIES	27,000	27,000	1,103.43	13,204.90	3,618.46	0.00	48.91	13,795.10
01-511-430 SUPPLIES	15,000	15,000	656.13	1,673.59	1,364.71	0.00	11.16	13,326.41
01-511-431 EMPLOYEE APPRECIATION LUNCHE	0	0	0.00	0.00	0.00	0.00	0.00	0.00
01-511-630 FACILITY MAINTENANCE	18,000	18,000	61.80	2,212.69	15,660.47	0.00	12.29	15,787.31
01-511-700 CONTINGENCIES	0	0	0.00	0.00	0.00	0.00	0.00	0.00
TOTAL OTHER EXPENSES	60,000	60,000	1,821.36	17,091.18	20,643.64	0.00	28.49	42,908.82
CAPITAL EXPENSES								
01-511-800 CAPITAL EXPENDITURES	0	0	0.00	0.00	0.00	0.00	0.00	0.00
TOTAL CAPITAL EXPENSES	0	0	0.00	0.00	0.00	0.00	0.00	0.00
OTHER INCOME/EXPENSES								
01-511-900 UNALLOCATED FUNDS	0	0	0.00	0.00	0.00	0.00	0.00	0.00
TOTAL OTHER INCOME/EXPENSES	0	0	0.00	0.00	0.00	0.00	0.00	0.00
TOTAL 11-CIVIC CENTER	242,120	242,120	15,954.61	88,631.88	83,466.55	0.00	36.61	153,487.68

REVENUE & EXPENSE REPORT (UNAUDITED)
AS OF: FEBRUARY 28TH, 2022

01 -GENERAL FUND

% OF YEAR COMPLETED: 41.67

DEPARTMENTAL EXPENDITURES	ORIGINAL BUDGET	AMENDED BUDGET	CURRENT PERIOD	YEAR TO DATE BALANCE	PRIOR YEAR YTD BALANCE	TOTAL ENCUMBERED	% OF BUDGET	BUDGET BALANCE
14-CONTRACT SERVICES								
OTHER EXPENSES								
01-514-151 CONTRACT SVC - INSPECTIONS	75,000	75,000	7,670.00	15,110.00	0.00	0.00	20.15	59,890.00
01-514-220 FOOD HEALTH OFFICER FEES	15,000	15,000	1,095.00	2,805.00	1,045.00	0.00	18.70	12,195.00
01-514-221 FIRE INSPECTION FEES	7,000	7,000	4,920.00	8,440.00	0.00	0.00	120.57	(1,440.00)
01-514-250 LEGAL & CITY ATTORNEY	95,000	95,000	6,855.00	32,455.00	25,600.00	0.00	34.16	62,545.00
01-514-255 SPECIAL LEGAL FEES	190,000	190,000	17,668.17	91,907.75	60,190.78	0.00	48.37	98,092.25
01-514-260 DUES & FEES-BCAD	16,000	16,000	0.00	3,824.00	0.00	0.00	23.90	12,176.00
01-514-290 AUDIT	30,000	30,000	5,100.00	6,077.71	0.00	0.00	20.26	23,922.29
01-514-300 EMS	70,000	70,000	5,000.00	25,000.00	25,000.00	0.00	35.71	45,000.00
01-514-310 MUNICIPAL INSURANCE	140,000	140,000	(2,000.00)	118,870.40	124,495.70	0.00	84.91	21,129.60
01-514-320 ENGINEER / ARCHITECT	65,000	65,000	(2,006.40)	(2,006.40)	8,504.80	0.00	3.09-	67,006.40
01-514-322 RACIAL PROFILING	20,000	20,000	0.00	9,890.00	0.00	0.00	49.45	10,110.00
01-514-325 SALES TAX COLLECTION SERVICE	35,000	35,000	0.00	505,925.00	24,193.00	0.00	1,445.50	(470,925.00)
01-514-326 SALES TAX-MEIA	125,000	125,000	125,000.00	125,000.00	125,000.00	0.00	100.00	0.00
01-514-360 MOBILITY IMPAIRED TRANSPORT	12,000	12,000	12,000.00	12,000.00	0.00	0.00	100.00	0.00
01-514-400 CREDIT CARD TERMINAL	17,000	17,000	0.00	7,233.00	0.00	0.00	42.55	9,767.00
01-514-403 RECORDS MANAGEMENT	25,000	25,000	5,914.09	13,586.95	8,565.05	8,102.02	86.76	3,311.03
01-514-405 RECORDS STORAGE RENTAL	8,200	8,200	1,127.00	5,313.00	4,186.00	0.00	64.79	2,887.00
01-514-410 RECORDS DESTRUCTION	1,200	1,200	105.00	395.00	735.00	0.00	32.92	805.00
TOTAL OTHER EXPENSES	946,400	946,400	188,447.86	981,826.41	407,515.33	8,102.02	104.60	(43,528.43)
CAPITAL EXPENSES								
01-514-800 CAPITAL EXPENDITURES	0	0	0.00	0.00	0.00	0.00	0.00	0.00
TOTAL CAPITAL EXPENSES	0	0	0.00	0.00	0.00	0.00	0.00	0.00
OTHER INCOME/EXPENSES								
01-514-900 UNALLOCATED FUNDS	0	0	0.00	0.00	0.00	0.00	0.00	0.00
TOTAL OTHER INCOME/EXPENSES	0	0	0.00	0.00	0.00	0.00	0.00	0.00
TOTAL 14-CONTRACT SERVICES	946,400	946,400	188,447.86	981,826.41	407,515.33	8,102.02	104.60	(43,528.43)

REVENUE & EXPENSE REPORT (UNAUDITED)
AS OF: FEBRUARY 28TH, 2022

01 -GENERAL FUND

% OF YEAR COMPLETED: 41.67

DEPARTMENTAL EXPENDITURES	ORIGINAL BUDGET	AMENDED BUDGET	CURRENT PERIOD	YEAR TO DATE BALANCE	PRIOR YEAR YTD BALANCE	TOTAL ENCUMBERED	% OF BUDGET	BUDGET BALANCE
15-TECH SUPPORT								
OTHER EXPENSES								
01-515-120 DUES & SUBSCRIPTIONS	0	0	0.00	0.00	0.00	0.00	0.00	0.00
01-515-130 EMC/TECH TRAINING	0	0	0.00	0.00	0.00	0.00	0.00	0.00
01-515-200 COMPUTER CONTRACTS	105,000	105,000	20,999.26	38,443.65	20,015.51	4,500.00	40.90	62,056.35
01-515-201 COMPUTER MAINTENANCE	24,000	24,000	942.26	3,581.63	3,551.04	0.00	14.92	20,418.37
01-515-205 TELECOMMUNICATIONS CONTRACT	15,000	15,000	667.50	3,518.27	3,190.00	0.00	23.46	11,481.73
01-515-210 TELEPHONE MAINT.CONTRACT	3,000	3,000	0.00	0.00	0.00	0.00	0.00	3,000.00
01-515-215 MOBILE PHONES CONTRACT	30,000	30,000	3,545.36	13,060.05	12,281.34	0.00	43.53	16,939.95
01-515-220 MOBILE PHONES MAINTENANCE	0	0	0.00	0.00	0.00	0.00	0.00	0.00
01-515-221 MOBILE DATA TERMINAL SERVICE	7,000	7,000	0.00	0.00	0.00	0.00	0.00	7,000.00
01-515-286 CONTRACTSERVICES - IT	130,000	130,000	19,446.42	70,148.20	73,220.60	5,170.00	57.94	54,681.80
01-515-287 CONTRACT SERVICES-IT POLICE	0	0	320.00	4,515.20	0.00	0.00	0.00	(4,515.20)
01-515-288 CONTRACT SERVICES-IT FIRE	0	0	0.00	1,476.05	0.00	1,596.05	0.00	(3,072.10)
01-515-289 CONTRACT SERVICES-IT ADMIN	0	0	0.00	0.00	0.00	0.00	0.00	0.00
01-515-290 CONTRACT SERVICES-IT FINANCE	0	0	320.00	320.00	0.00	0.00	0.00	(320.00)
01-515-291 CONTRACT SERVICES-IT COURT	0	0	0.00	0.00	0.00	0.00	0.00	0.00
01-515-292 CONTRACT SERVICES-IT PUBILC	0	0	149.00	149.00	0.00	0.00	0.00	(149.00)
01-515-332 WEBSITE MAINTENANCE	6,500	6,500	1,230.00	9,382.56	5,002.48	0.00	144.35	(2,882.56)
01-515-333 CLOUD HOSTING FEES	0	0	0.00	0.00	0.00	0.00	0.00	0.00
01-515-460 COPIER CONTRACT & SUPPLIES	25,000	25,000	0.00	8,204.00	10,561.36	0.00	32.82	16,796.00
TOTAL OTHER EXPENSES	345,500	345,500	47,619.80	152,798.61	127,822.33	11,266.05	47.49	181,435.34
CAPITAL EXPENSES								
01-515-800 CAPITAL EXPENSE	0	0	0.00	0.00	0.00	0.00	0.00	0.00
TOTAL CAPITAL EXPENSES	0	0	0.00	0.00	0.00	0.00	0.00	0.00
OTHER INCOME/EXPENSES								
01-515-900 UNALLOCATED FUNDS	0	0	0.00	0.00	0.00	0.00	0.00	0.00
TOTAL OTHER INCOME/EXPENSES	0	0	0.00	0.00	0.00	0.00	0.00	0.00
TOTAL 15-TECH SUPPORT	345,500	345,500	47,619.80	152,798.61	127,822.33	11,266.05	47.49	181,435.34

REVENUE & EXPENSE REPORT (UNAUDITED)
AS OF: FEBRUARY 28TH, 2022

01 -GENERAL FUND

% OF YEAR COMPLETED: 41.67

DEPARTMENTAL EXPENDITURES	ORIGINAL BUDGET	AMENDED BUDGET	CURRENT PERIOD	YEAR TO DATE BALANCE	PRIOR YEAR YTD BALANCE	TOTAL ENCUMBERED	% OF BUDGET	BUDGET BALANCE
16-PUBLIC WORKS								
SALARIES & BENEFITS								
01-516-010 PUBLIC WORKS SALARIES	390,917	390,917	22,080.14	117,063.39	148,093.47	0.00	29.95	273,853.47
01-516-012 STIPEND	0	0	0.00	0.00	0.00	0.00	0.00	0.00
01-516-015 P.W .INCENTIVE PAY-BILINGUAL	600	600	46.16	232.45	237.39	0.00	38.74	367.55
01-516-018 P.W. EDUCATION PAY	0	0	0.00	0.00	0.00	0.00	0.00	0.00
01-516-020 PUBLIC WORKS OVERTIME	10,000	10,000	739.92	(2,540.31)	8,135.08	0.00	25.40-	12,540.31
01-516-030 SOCIAL SECURITY	30,716	30,716	1,748.84	8,774.67	11,829.81	0.00	28.57	21,941.37
01-516-040 HEALTH INSURANCE	83,355	83,355	5,284.09	26,381.97	44,222.32	0.00	31.65	56,973.51
01-516-050 RETIREMENT	30,033	30,033	1,644.06	8,250.90	10,825.98	0.00	27.47	21,782.56
01-516-060 WORKERS' COMPENSATION	38,936	38,936	3,247.90	16,239.50	4,502.53	0.00	41.71	22,696.62
01-516-070 UNEMPLOYMENT COMPENSATION	2,268	2,268	592.31	1,401.93	936.38	0.00	61.81	866.07
01-516-080 CONTRACT LABOR	5,000	5,000	0.00	0.00	0.00	0.00	0.00	5,000.00
01-516-095 TERMINATION PAY-OUT	0	0	0.00	0.00	0.00	0.00	0.00	0.00
TOTAL SALARIES & BENEFITS	591,826	591,826	35,383.42	175,804.50	228,782.96	0.00	29.71	416,021.46
OTHER EXPENSES								
01-516-100 UTILITIES	25,000	25,000	2,561.38	7,862.16	5,775.47	0.00	31.45	17,137.84
01-516-130 TRAINING	2,500	2,500	0.00	0.00	0.00	0.00	0.00	2,500.00
01-516-140 EMPLOYMENT SCREENING	0	0	0.00	0.00	0.00	0.00	0.00	0.00
01-516-240 CONTRACT OUT MAINTENANCE	5,000	5,000	0.00	2,313.00	1,083.00	0.00	46.26	2,687.00
01-516-430 SUPPLIES	15,000	15,000	391.77	3,329.66	5,951.73	0.00	22.20	11,670.34
01-516-431 EMPLOYEE APPRECIATION LUNCHE	0	0	0.00	42.50	0.00	0.00	0.00	(42.50)
01-516-480 UNIFORM ALLOWANCE	18,000	18,000	455.67	3,147.86	4,765.95	0.00	17.49	14,852.14
01-516-510 VEHICLE OUTSIDE MAINTENAN	0	0	0.00	0.00	0.00	0.00	0.00	0.00
01-516-525 EQUIPMENT RENTAL	4,500	4,500	1,979.46	1,979.46	859.59	0.00	43.99	2,520.54
01-516-530 STREET SIGNS & MARKERS	9,000	9,000	154.20	3,209.40	11,906.75	0.00	35.66	5,790.60
01-516-590 POSTAGE	0	0	0.00	0.00	0.00	0.00	0.00	0.00
01-516-630 FACILITIES MAINTENANCE	10,000	10,000	108.01	139.32	3,296.52	0.00	1.39	9,860.68
01-516-700 CONTINGENCIES	0	0	0.00	0.00	0.00	0.00	0.00	0.00
01-516-701 LEASE PURCHASE PRINCIPAL	0	0	0.00	0.00	0.00	0.00	0.00	0.00
01-516-702 LEASE PURCHASE INTEREST	0	0	0.00	0.00	0.00	0.00	0.00	0.00
01-516-710 STREET CRACK FILLING MATERIA	0	0	0.00	0.00	3,557.82	0.00	0.00	0.00
01-516-720 ALLEY/CURB/SIDEWALK REPAIR	0	0	0.00	2,607.23	0.00	0.00	0.00	(2,607.23)
TOTAL OTHER EXPENSES	89,000	89,000	5,650.49	24,630.59	37,196.83	0.00	27.67	64,369.41
CAPITAL EXPENSES								
01-516-800 CAPITAL EXPENDITURES	0	0	0.00	0.00	0.00	0.00	0.00	0.00
01-516-810 STREET CAPITAL REPAIRS	0	0	0.00	0.00	0.00	0.00	0.00	0.00
01-516-890 STREET SWEEPER PRINCIPAL	0	0	0.00	0.00	0.00	0.00	0.00	0.00
01-516-892 STREET SWEEPER INTEREST	0	0	0.00	0.00	0.00	0.00	0.00	0.00
TOTAL CAPITAL EXPENSES	0	0	0.00	0.00	0.00	0.00	0.00	0.00
OTHER INCOME/EXPENSES								
01-516-900 UNALLOCATED FUNDS	0	0	0.00	0.00	0.00	0.00	0.00	0.00
TOTAL OTHER INCOME/EXPENSES	0	0	0.00	0.00	0.00	0.00	0.00	0.00
TOTAL 16-PUBLIC WORKS	680,826	680,826	41,033.91	200,435.09	265,979.79	0.00	29.44	480,390.87

REVENUE & EXPENSE REPORT (UNAUDITED)
AS OF: FEBRUARY 28TH, 2022

01 -GENERAL FUND

% OF YEAR COMPLETED: 41.67

DEPARTMENTAL EXPENDITURES	ORIGINAL BUDGET	AMENDED BUDGET	CURRENT PERIOD	YEAR TO DATE BALANCE	PRIOR YEAR YTD BALANCE	TOTAL ENCUMBERED	% OF BUDGET	BUDGET BALANCE
17-ANIMAL CONTROL								
SALARIES & BENEFITS								
01-517-010 SALARIES-ANIMAL CONTROL	79,354	79,354	5,609.77	28,587.61	31,060.74	0.00	36.03	50,766.49
01-517-012 STIPEND	0	0	0.00	0.00	0.00	0.00	0.00	0.00
01-517-013 Salaries - Animal on call	3,600	3,600	276.92	1,320.31	1,424.16	0.00	36.68	2,279.69
01-517-020 OVERTIME-ANIMAL CONTROL	7,000	7,000	422.68	2,010.06	999.46	0.00	28.72	4,989.94
01-517-030 SOCIAL SECURITY	6,774	6,774	486.19	2,459.52	2,597.87	0.00	36.31	4,314.53
01-517-040 HEALTH INSURANCE	18,523	18,523	1,479.66	7,398.30	7,162.04	0.00	39.94	11,125.14
01-517-050 RETIREMENT	6,624	6,624	456.96	2,311.60	2,501.94	0.00	34.90	4,311.91
01-517-060 WORKER'S COMPENSATION	1,785	1,785	148.86	744.30	0.00	0.00	41.71	1,040.24
01-517-070 UNEMPLOYMENT COMPENSATION	504	504	177.96	361.88	210.73	0.00	71.80	142.12
TOTAL SALARIES & BENEFITS	124,164	124,164	9,059.00	45,193.58	45,956.94	0.00	36.40	78,970.06
OTHER EXPENSES								
01-517-230 VET/INPOUNDING/SHELTER	28,900	28,900	4,359.14	1,074.04	12,358.60	0.00	3.72	27,825.96
01-517-231 INPOUNDING/SHELTER	24,400	24,400	10,940.00	16,592.68	0.00	0.00	68.00	7,807.32
01-517-240 TRAINING & CERTIFICATION	1,500	1,500	0.00	249.40	0.00	0.00	16.63	1,250.60
01-517-420 EQUIPMENT	2,100	2,100	0.00	0.00	547.35	0.00	0.00	2,100.00
01-517-430 SUPPLIES	1,500	1,500	134.82	966.53	3.90	0.00	64.44	533.47
01-517-433 IT SOFTWARE HARDWARE &SUPP	500	500	0.00	295.00	0.00	0.00	59.00	205.00
01-517-480 UNIFORMS	1,000	1,000	0.00	0.00	0.00	0.00	0.00	1,000.00
TOTAL OTHER EXPENSES	59,900	59,900	15,433.96	19,177.65	12,909.85	0.00	32.02	40,722.35
CAPITAL EXPENSES								
01-517-800 CAPITAL EXPENDITURES	0	0	0.00	0.00	0.00	0.00	0.00	0.00
TOTAL CAPITAL EXPENSES	0	0	0.00	0.00	0.00	0.00	0.00	0.00
OTHER INCOME/EXPENSES								
01-517-900 UNALLOCATED FUNDS	0	0	0.00	0.00	0.00	0.00	0.00	0.00
TOTAL OTHER INCOME/EXPENSES	0	0	0.00	0.00	0.00	0.00	0.00	0.00
TOTAL 17-ANIMAL CONTROL	184,064	184,064	24,492.96	64,371.23	58,866.79	0.00	34.97	119,692.41

REVENUE & EXPENSE REPORT (UNAUDITED)
AS OF: FEBRUARY 28TH, 2022

01 -GENERAL FUND

% OF YEAR COMPLETED: 41.67

DEPARTMENTAL EXPENDITURES	ORIGINAL BUDGET	AMENDED BUDGET	CURRENT PERIOD	YEAR TO DATE BALANCE	PRIOR YEAR YTD BALANCE	TOTAL ENCUMBERED	% OF BUDGET	BUDGET BALANCE
19-CODE ENFORCEMENT								
SALARIES & BENEFITS								
01-519-010 INSPECTION SALARIES	50,185	50,185	2,743.40	18,625.44	19,855.54	0.00	37.11	31,559.58
01-519-012 STIPEND	0	0	0.00	0.00	0.00	0.00	0.00	0.00
01-519-015 INSP.INCENTIVE PAY-BILINGUAL	0	0	0.99	5.69	0.87	0.00	0.00	(5.69)
01-519-018 INSPECTION EDUCATION PAY	0	0	0.00	0.00	0.00	0.00	0.00	0.00
01-519-020 OVERTIME	1,800	1,800	0.00	2,449.56	217.17	0.00	136.09	(649.56)
01-519-021 7K HOURS	3,800	3,800	0.00	0.00	0.00	0.00	0.00	3,800.00
01-519-026 HAZARDOUS DUTY PAY	240	240	27.70	139.49	0.00	0.00	58.12	100.51
01-519-030 SOCIAL SECURITY	4,285	4,285	211.60	1,713.72	1,570.66	0.00	39.99	2,571.28
01-519-040 HEALTH INSURANCE	9,262	9,262	789.38	3,917.15	7,253.57	0.00	42.29	5,344.57
01-519-050 RETIREMENT	4,190	4,190	199.32	1,612.91	1,513.41	0.00	38.50	2,576.86
01-519-060 WORKER'S COMPENSATION	2,415	2,415	201.41	1,007.05	0.00	0.00	41.71	1,407.46
01-519-070 UNEMPLOYMENT COMPENSATION	252	252	77.62	192.13	123.56	0.00	76.24	59.87
TOTAL SALARIES & BENEFITS	76,428	76,428	4,251.42	29,663.14	30,534.78	0.00	38.81	46,764.88
OTHER EXPENSES								
01-519-120 DUES & SUBSCRIPTIONS	135	135	0.00	0.00	0.00	0.00	0.00	135.00
01-519-125 CONTRACT INSPECTION SVCS	0	0	0.00	0.00	0.00	0.00	0.00	0.00
01-519-130 BONDS & TRAINING	500	500	0.00	0.00	0.00	0.00	0.00	500.00
01-519-150 CONTRACT SERVICES - INSPECTI	0	0	0.00	0.00	0.00	0.00	0.00	0.00
01-519-420 OFFICE SUPPLIES	0	0	0.00	0.00	428.30	0.00	0.00	0.00
01-519-430 SUPPLIES & EQUIPMENT	2,500	2,500	0.00	0.00	0.00	0.00	0.00	2,500.00
01-519-480 UNIFORMS	800	800	0.00	0.00	0.00	0.00	0.00	800.00
01-519-700 CONTINGENCIES	0	0	0.00	0.00	0.00	0.00	0.00	0.00
TOTAL OTHER EXPENSES	3,935	3,935	0.00	0.00	428.30	0.00	0.00	3,935.00
CAPITAL EXPENSES								
01-519-800 CAPITAL EXPENDITURES	0	0	0.00	0.00	0.00	0.00	0.00	0.00
TOTAL CAPITAL EXPENSES	0	0	0.00	0.00	0.00	0.00	0.00	0.00
OTHER INCOME/EXPENSES								
01-519-900 UNALLOCATED FUNDS	0	0	0.00	0.00	0.00	0.00	0.00	0.00
TOTAL OTHER INCOME/EXPENSES	0	0	0.00	0.00	0.00	0.00	0.00	0.00
TOTAL 19-CODE ENFORCEMENT	80,363	80,363	4,251.42	29,663.14	30,963.08	0.00	36.91	50,699.88

REVENUE & EXPENSE REPORT (UNAUDITED)
AS OF: FEBRUARY 28TH, 2022

01 -GENERAL FUND

% OF YEAR COMPLETED: 41.67

DEPARTMENTAL EXPENDITURES	ORIGINAL BUDGET	AMENDED BUDGET	CURRENT PERIOD	YEAR TO DATE BALANCE	PRIOR YEAR YTD BALANCE	TOTAL ENCUMBERED	% OF BUDGET	BUDGET BALANCE
20-FINANCE								
SALARIES & BENEFITS								
01-520-010 FINANCE SALARIES	253,193	253,193	20,697.61	85,315.30	101,104.43	0.00	33.70	167,877.67
01-520-012 STIPEND	0	0	0.00	0.00	0.00	0.00	0.00	0.00
01-520-015 FINANCE BILINGUAL PAY	0	0	0.00	0.00	0.00	0.00	0.00	0.00
01-520-018 FINANCE EDUCATION PAY	600	600	46.16	232.45	237.39	0.00	38.74	367.55
01-520-020 FINANCE OVERTIME	3,000	3,000	0.00	0.00	93.10	0.00	0.00	3,000.00
01-520-030 FINANCE SOCIAL SECURITY	19,736	19,736	1,190.86	5,975.22	7,750.45	0.00	30.28	13,761.24
01-520-040 FINANCE HEALTH INSURANCE	37,047	37,047	2,315.98	11,278.62	14,750.44	0.00	30.44	25,768.26
01-520-050 FINANCE RETIREMENT	19,253	19,253	1,120.98	5,624.60	7,506.17	0.00	29.21	13,628.39
01-520-060 WORKER'S COMPENSATION	585	585	43.95	234.27	1,731.74	0.00	40.05	350.67
01-520-070 UNEMPLOYMENT COMPENSATION	1,008	1,008	319.46	756.00	628.55	0.00	75.00	252.00
01-520-095 TERMINATION PAY-OUT - FINANC	0	0	0.00	0.00	0.00	0.00	0.00	0.00
TOTAL SALARIES & BENEFITS	334,422	334,422	25,735.00	109,416.46	133,802.27	0.00	32.72	225,005.78
OTHER EXPENSES								
01-520-120 DUES & SUBSCRIPTIONS	1,500	1,500	0.00	764.00	561.04	0.00	50.93	736.00
01-520-130 BONDS & TRAINING	5,500	5,500	1,427.17	2,863.09	460.92	0.00	52.06	2,636.91
01-520-260 DUES & FEES- BCAD	0	0	1,650.00	1,650.00	5,055.00	0.00	0.00	(1,650.00)
01-520-400 BANK/CREDIT CARD TERMINAL CH	0	0	0.00	0.00	8,093.01	0.00	0.00	0.00
01-520-420 OFFICE SUPPLIES	6,000	6,000	554.63	1,610.32	1,957.27	0.00	26.84	4,389.68
01-520-431 EMPLOYEE APPRECIATION LUNCHE	0	0	0.00	0.00	0.00	0.00	0.00	0.00
01-520-590 POSTAGE	1,500	1,500	248.92	582.58	909.00	0.00	38.84	917.42
01-520-600 OFFICE EQUIP. & MAINT	0	0	0.00	0.00	0.00	0.00	0.00	0.00
01-520-700 CONTINGENCIES	0	0	0.00	0.00	0.00	0.00	0.00	0.00
TOTAL OTHER EXPENSES	14,500	14,500	3,880.72	7,469.99	17,036.24	0.00	51.52	7,030.01
CAPITAL EXPENSES								
01-520-800 CAPITAL EXPENDITURES	0	0	0.00	0.00	0.00	0.00	0.00	0.00
TOTAL CAPITAL EXPENSES	0	0	0.00	0.00	0.00	0.00	0.00	0.00
OTHER INCOME/EXPENSES								
01-520-900 UNALLOCATED FUNDS	0	0	0.00	0.00	0.00	0.00	0.00	0.00
TOTAL OTHER INCOME/EXPENSES	0	0	0.00	0.00	0.00	0.00	0.00	0.00
TOTAL 20-FINANCE	348,922	348,922	29,615.72	116,886.45	150,838.51	0.00	33.50	232,035.79

REVENUE & EXPENSE REPORT (UNAUDITED)
AS OF: FEBRUARY 28TH, 2022

01 -GENERAL FUND

% OF YEAR COMPLETED: 41.67

DEPARTMENTAL EXPENDITURES	ORIGINAL BUDGET	AMENDED BUDGET	CURRENT PERIOD	YEAR TO DATE BALANCE	PRIOR YEAR YTD BALANCE	TOTAL ENCUMBERED	% OF BUDGET	BUDGET BALANCE
25-CITY MANAGEMENT								
SALARIES & BENEFITS								
01-525-010 CITY MANAGEMENT SALARIES	168,585	168,585	13,078.84	67,930.70	64,086.69	0.00	40.29	100,653.94
01-525-012 STIPEND	0	0	0.00	0.00	0.00	0.00	0.00	0.00
01-525-030 SOCIAL SECURITY	13,007	13,007	934.22	4,036.87	3,862.05	0.00	31.04	8,970.03
01-525-040 HEALTH INSURANCE	9,262	9,262	789.89	3,949.45	3,791.10	0.00	42.64	5,312.27
01-525-050 RETIREMENT	12,986	12,986	940.36	4,884.17	4,721.38	0.00	37.61	8,101.47
01-525-060 WORKER'S COMPENSATION	374	374	31.23	156.15	23,449.50	0.00	41.70	218.27
01-525-070 UNEMPLOYMENT COMPENSATION	252	252	0.00	252.00	144.00	0.00	100.00	0.00
01-525-080 CONTRACT LABOR - HR	1,000	1,000	0.00	0.00	0.00	0.00	0.00	1,000.00
01-525-095 TERMINATION PAYOUT	0	0	0.00	0.00	0.00	0.00	0.00	0.00
TOTAL SALARIES & BENEFITS	205,465	205,465	15,774.54	81,209.34	100,054.72	0.00	39.52	124,255.98
OTHER EXPENSES								
01-525-120 DUES & SUBSCRIPTIONS	750	750	70.00	129.85	78.90	0.00	17.31	620.15
01-525-130 BONDS & TRAINING	1,000	1,000	0.00	0.00	275.00	0.00	0.00	1,000.00
01-525-420 OFFICE SUPPLIES	1,000	1,000	0.00	45.97	196.59	0.00	4.60	954.03
01-525-640 EMPLOYEE RECOGNITION	6,800	6,800	0.00	0.00	5,050.00	0.00	0.00	6,800.00
01-525-645 MEALS & ENTERTAINMENT	1,000	1,000	0.00	46.09	81.05	0.00	4.61	953.91
01-525-650 VEHICLE EXPENSE	0	0	0.00	0.00	0.00	0.00	0.00	0.00
01-525-655 Cell Phone Allowance	0	0	0.00	0.00	0.00	0.00	0.00	0.00
TOTAL OTHER EXPENSES	10,550	10,550	70.00	221.91	5,681.54	0.00	2.10	10,328.09
OTHER INCOME/EXPENSES								
01-525-900 TRANSFER TO EDC	0	0	0.00	0.00	0.00	0.00	0.00	0.00
01-525-901 TRANSFER TO STREETS FUND	0	0	0.00	0.00	0.00	0.00	0.00	0.00
01-525-902 UNALLOCATED FUNDS	0	0	0.00	0.00	0.00	0.00	0.00	0.00
TOTAL OTHER INCOME/EXPENSES	0	0	0.00	0.00	0.00	0.00	0.00	0.00
TOTAL 25-CITY MANAGEMENT	216,015	216,015	15,844.54	81,431.25	105,736.26	0.00	37.70	134,584.07

REVENUE & EXPENSE REPORT (UNAUDITED)
AS OF: FEBRUARY 28TH, 2022

01 -GENERAL FUND

% OF YEAR COMPLETED: 41.67

DEPARTMENTAL EXPENDITURES	ORIGINAL BUDGET	AMENDED BUDGET	CURRENT PERIOD	YEAR TO DATE BALANCE	PRIOR YEAR YTD BALANCE	TOTAL ENCUMBERED	% OF BUDGET	BUDGET BALANCE
26-POOL								
SALARIES & BENEFITS								
01-526-010 SALARIES	0	0	0.00	0.00	0.00	0.00	0.00	0.00
01-526-020 OVERTIME	0	0	0.00	0.00	0.00	0.00	0.00	0.00
01-526-030 SOCIAL SECURITY	0	0	0.00	0.00	0.00	0.00	0.00	0.00
01-526-040 HEALTH INSURANCE	0	0	0.00	0.00	0.00	0.00	0.00	0.00
01-526-050 RETIREMENT	0	0	0.00	0.00	0.00	0.00	0.00	0.00
01-526-060 WORKER'S COMPENSATION	0	0	0.00	0.00	0.00	0.00	0.00	0.00
01-526-070 UNEMPLOYMENT COMPENSATION	0	0	0.00	0.00	0.00	0.00	0.00	0.00
TOTAL SALARIES & BENEFITS	0	0	0.00	0.00	0.00	0.00	0.00	0.00
OTHER EXPENSES								
01-526-100 UTILITIES	7,000	7,000	0.00	641.79	94.92	0.00	9.17	6,358.21
01-526-130 BONDS & TRAINING	0	0	0.00	0.00	0.00	0.00	0.00	0.00
01-526-140 EMPLOYMENT SCREENING	0	0	0.00	0.00	0.00	0.00	0.00	0.00
01-526-210 EQUIPMENT LEASE	0	0	0.00	0.00	0.00	0.00	0.00	0.00
01-526-255 CONTRACT SERVICES - POOL	0	0	0.00	0.00	0.00	0.00	0.00	0.00
01-526-420 OFFICE SUPPLIES	1,000	1,000	0.00	0.00	0.00	0.00	0.00	1,000.00
01-526-430 MISCELLANEOUS SUPPLIES	4,000	4,000	319.88	319.88	0.00	0.00	8.00	3,680.12
01-526-431 POOL CHEMICALS	10,000	10,000	0.00	1,350.98	901.73	0.00	13.51	8,649.02
01-526-480 UNIFORM ALLOWANCE	0	0	0.00	0.00	0.00	0.00	0.00	0.00
01-526-500 VEHICLE PARTS	0	0	0.00	0.00	0.00	0.00	0.00	0.00
01-526-510 VEHICLE OUTSIDE MAINTENANCE	0	0	0.00	0.00	0.00	0.00	0.00	0.00
01-526-520 EQUIPMENT REPAIR	0	0	0.00	0.00	0.00	0.00	0.00	0.00
01-526-630 FACILITY MAINTENANCE	7,000	7,000	0.00	0.00	0.00	0.00	0.00	7,000.00
01-526-700 CONTINGENCIES	0	0	0.00	0.00	0.00	0.00	0.00	0.00
TOTAL OTHER EXPENSES	29,000	29,000	319.88	2,312.65	996.65	0.00	7.97	26,687.35
CAPITAL EXPENSES								
01-526-800 CAPITAL EXPENDITURES	0	0	0.00	0.00	0.00	0.00	0.00	0.00
TOTAL CAPITAL EXPENSES	0	0	0.00	0.00	0.00	0.00	0.00	0.00
OTHER INCOME/EXPENSES								
01-526-900 UNALLOCATED FUNDS	0	0	0.00	0.00	0.00	0.00	0.00	0.00
TOTAL OTHER INCOME/EXPENSES	0	0	0.00	0.00	0.00	0.00	0.00	0.00
TOTAL 26-POOL	29,000	29,000	319.88	2,312.65	996.65	0.00	7.97	26,687.35

REVENUE & EXPENSE REPORT (UNAUDITED)
AS OF: FEBRUARY 28TH, 2022

01 -GENERAL FUND

% OF YEAR COMPLETED: 41.67

DEPARTMENTAL EXPENDITURES	ORIGINAL BUDGET	AMENDED BUDGET	CURRENT PERIOD	YEAR TO DATE BALANCE	PRIOR YEAR YTD BALANCE	TOTAL ENCUMBERED	% OF BUDGET	BUDGET BALANCE
27-POST OFFICE								
SALARIES & BENEFITS								
01-527-010 POST OFFICE SALARIES	38,259	38,259	2,398.19	11,159.46	12,818.16	0.00	29.17	27,099.44
01-527-012 STIPEND	0	0	0.00	0.00	750.00	0.00	0.00	0.00
01-527-015 P. O. INCENTIVE PAY-BILINGUA	0	0	0.00	0.00	0.00	0.00	0.00	0.00
01-527-020 OVERTIME - POST OFFICE	1,200	1,200	123.32	123.32	210.60	0.00	10.28	1,076.68
01-527-030 SOCIAL SECURITY	3,019	3,019	192.89	863.17	1,054.13	0.00	28.59	2,155.44
01-527-040 HEALTH INSURANCE	9,262	9,262	750.80	3,003.20	3,556.16	0.00	32.43	6,258.52
01-527-050 RETIREMENT	2,952	2,952	181.30	811.23	1,015.76	0.00	27.49	2,140.30
01-527-060 WORKER'S COMPENSATION	2,462	2,462	205.34	1,026.70	0.00	0.00	41.71	1,434.98
01-527-070 UNEMPLOYMENT COMPENSATION	295	295	70.60	315.89	82.12	0.00	107.14	(21.05)
01-527-095 TERMINATION PAY-OUT	0	0	0.00	0.00	0.00	0.00	0.00	0.00
TOTAL SALARIES & BENEFITS	57,447	57,447	3,922.44	17,302.97	19,486.93	0.00	30.12	40,144.31
OTHER EXPENSES								
01-527-120 DUES & SUBSCRIPTIONS	0	0	0.00	0.00	0.00	0.00	0.00	0.00
01-527-130 BONDS & TRAINING	0	0	0.00	0.00	0.00	0.00	0.00	0.00
01-527-420 OFFICE SUPPLIES - POST OFFIC	6,000	6,000	0.00	558.80	400.36	0.00	9.31	5,441.20
01-527-421 CONTRACT / SEASONAL HELP	3,200	3,200	0.00	0.00	0.00	0.00	0.00	3,200.00
01-527-590 POSTAGE - POST OFFICE	0	0	0.00	0.00	0.00	0.00	0.00	0.00
01-527-600 OFFICE EQUIPMENT & MAINTENAN	0	0	0.00	0.00	0.00	0.00	0.00	0.00
01-527-610 OFFICE EQUIPMENT LEASE	12,200	12,200	0.00	2,341.29	878.94	0.00	19.19	9,858.71
01-527-700 CONTINGENCIES	0	0	0.00	0.00	0.00	0.00	0.00	0.00
01-527-710 INVENTORY ADJUSTMENTS	400	400	0.00	0.00	0.00	0.00	0.00	400.00
TOTAL OTHER EXPENSES	21,800	21,800	0.00	2,900.09	1,279.30	0.00	13.30	18,899.91
CAPITAL EXPENSES								
01-527-800 CAPITAL EXPENSE	0	0	0.00	0.00	0.00	0.00	0.00	0.00
TOTAL CAPITAL EXPENSES	0	0	0.00	0.00	0.00	0.00	0.00	0.00
OTHER INCOME/EXPENSES								
01-527-900 UNALLOCATED FUNDS	0	0	0.00	0.00	0.00	0.00	0.00	0.00
TOTAL OTHER INCOME/EXPENSES	0	0	0.00	0.00	0.00	0.00	0.00	0.00
TOTAL 27-POST OFFICE	79,247	79,247	3,922.44	20,203.06	20,766.23	0.00	25.49	59,044.22

REVENUE & EXPENSE REPORT (UNAUDITED)
AS OF: FEBRUARY 28TH, 2022

01 -GENERAL FUND

% OF YEAR COMPLETED: 41.67

DEPARTMENTAL EXPENDITURES	ORIGINAL BUDGET	AMENDED BUDGET	CURRENT PERIOD	YEAR TO DATE BALANCE	PRIOR YEAR YTD BALANCE	TOTAL ENCUMBERED	% OF BUDGET	BUDGET BALANCE
28-HUMAN RESOUCES								
OTHER EXPENSES								
01-528-130 INSURANCE ADMIN. FEES	4,000	4,000	0.00	870.00	2,040.00	0.00	21.75	3,130.00
01-528-140 EMPLOYMENT SCREENING/RECRUIT	15,000	15,000	1,293.35	3,801.22	2,709.25	200.00	26.67	10,998.78
01-528-141 ADP SERVICES	60,000	60,000	10,773.40	30,149.70	9,899.30	0.00	50.25	29,850.30
01-528-142 RECOGNITION PROGRAM	2,000	2,000	0.00	2,000.00	2,152.82	0.00	100.00	0.00
01-528-150 EMP MED COST ASSIST	50,000	50,000	2,536.86	12,357.12	11,184.21	0.00	24.71	37,642.88
01-528-162 INSURANCE INCREASE	0	0	0.00	0.00	0.00	0.00	0.00	0.00
01-528-180 COLA 4%	0	0	0.00	0.00	0.00	0.00	0.00	0.00
01-528-701 PRIOR YEAR ADJUSTMENTS	0	0	0.00	0.00	0.00	0.00	0.00	0.00
TOTAL OTHER EXPENSES	131,000	131,000	14,603.61	49,178.04	27,985.58	200.00	37.69	81,621.96
OTHER INCOME/EXPENSES								
01-528-900 UNALLOCATED FUNDS	0	0	0.00	0.00	0.00	0.00	0.00	0.00
TOTAL OTHER INCOME/EXPENSES	0	0	0.00	0.00	0.00	0.00	0.00	0.00
TOTAL 28-HUMAN RESOUCES	131,000	131,000	14,603.61	49,178.04	27,985.58	200.00	37.69	81,621.96

REVENUE & EXPENSE REPORT (UNAUDITED)
AS OF: FEBRUARY 28TH, 2022

01 -GENERAL FUND

% OF YEAR COMPLETED: 41.67

DEPARTMENTAL EXPENDITURES	ORIGINAL BUDGET	AMENDED BUDGET	CURRENT PERIOD	YEAR TO DATE BALANCE	PRIOR YEAR YTD BALANCE	TOTAL ENCUMBERED	% OF BUDGET	BUDGET BALANCE
30-CAPITAL								
OTHER EXPENSES								
01-530-506 PARKS CAPITAL	0	0	0.00	0.00	0.00	0.00	0.00	0.00
01-530-507 FLEET CAPITAL	0	0	0.00	0.00	0.00	0.00	0.00	0.00
01-530-508 COURT CAPITAL	0	0	0.00	0.00	0.00	0.00	0.00	0.00
01-530-525 CITY MANAGER CAPITAL	0	0	0.00	0.00	0.00	0.00	0.00	0.00
01-530-526 POOL CAPITAL	0	0	0.00	0.00	0.00	0.00	0.00	0.00
01-530-527 POST OFFICE CAPITAL	0	0	0.00	0.00	0.00	0.00	0.00	0.00
01-530-528 HUMAN RESOURCES CAPITAL	0	0	0.00	0.00	0.00	0.00	0.00	0.00
TOTAL OTHER EXPENSES	0	0	0.00	0.00	0.00	0.00	0.00	0.00
CAPITAL EXPENSES								
01-530-801 ADMIN CAPITAL	0	0	0.00	0.00	0.00	0.00	0.00	0.00
01-530-802 POLICE CAPITAL	0	0	0.00	0.00	0.00	0.00	0.00	0.00
01-530-803 FIRE CAPITAL	0	0	0.00	0.00	0.00	0.00	0.00	0.00
01-530-804 SPECIAL SERVICES CAPITAL	0	0	0.00	0.00	0.00	0.00	0.00	0.00
01-530-806 PARKS CAPITAL	0	0	0.00	0.00	37,934.70	0.00	0.00	0.00
01-530-810 FACILITY CAPITAL	0	0	0.00	7,988.00	0.00	0.00	0.00	(7,988.00)
01-530-811 CIVIC CENTER CAPITAL	0	0	0.00	0.00	3,500.00	0.00	0.00	0.00
01-530-814 CONTRACT SERVICES CAPITAL	0	0	0.00	0.00	0.00	0.00	0.00	0.00
01-530-815 TECH SUPPORT CAPITAL	0	0	0.00	0.00	0.00	0.00	0.00	0.00
01-530-816 PUBLIC WORKS CAPITAL	48,169	48,169	0.00	0.00	0.00	0.00	0.00	48,168.81
01-530-817 ANIMAL CONTROL CAPITAL	0	0	0.00	0.00	0.00	0.00	0.00	0.00
01-530-819 CODE ENFORCEMENT CAPITAL	0	0	0.00	0.00	0.00	0.00	0.00	0.00
01-530-820 FINANCE CAPITAL	0	0	0.00	0.00	0.00	0.00	0.00	0.00
TOTAL CAPITAL EXPENSES	48,169	48,169	0.00	7,988.00	41,434.70	0.00	16.58	40,180.81
OTHER INCOME/EXPENSES								
01-530-925 TRANSFER OUT TO STREETS	0	0	0.00	0.00	0.00	0.00	0.00	0.00
TOTAL OTHER INCOME/EXPENSES	0	0	0.00	0.00	0.00	0.00	0.00	0.00
TOTAL 30-CAPITAL	48,169	48,169	0.00	7,988.00	41,434.70	0.00	16.58	40,180.81

REVENUE & EXPENSE REPORT (UNAUDITED)
AS OF: FEBRUARY 28TH, 2022

01 -GENERAL FUND

% OF YEAR COMPLETED: 41.67

DEPARTMENTAL EXPENDITURES	ORIGINAL BUDGET	AMENDED BUDGET	CURRENT PERIOD	YEAR TO DATE BALANCE	PRIOR YEAR YTD BALANCE	TOTAL ENCUMBERED	% OF BUDGET	BUDGET BALANCE
00-GENERAL EXPENDITURES								
SALARIES & BENEFITS								
01-500-030 SOCIAL SECURITY	0	0	0.00	0.00	0.00	0.00	0.00	0.00
01-500-050 RETIREMENT	0	0	0.00	0.00	0.00	0.00	0.00	0.00
TOTAL SALARIES & BENEFITS	0	0	0.00	0.00	0.00	0.00	0.00	0.00
TOTAL 00-GENERAL EXPENDITURES	0	0	0.00	0.00	0.00	0.00	0.00	0.00
TOTAL EXPENDITURES	8,320,227	8,320,227	745,596.01	3,655,405.23	3,283,842.77	47,348.35	44.50	4,617,472.96
REVENUE OVER/(UNDER) EXPENDITURES	270,229	270,229	573,765.29	779,892.60	863,149.04	(47,348.35)	271.08	(462,314.80)

BALANCE SHEET
AS OF: FEBRUARY 28TH, 2022

02 -GARBAGE FUND

ACCOUNT #	ACCOUNT DESCRIPTION	BALANCE		
ASSETS				
02-1100	CASH	26,496.96		
02-1102	CLAIM ON CASH	323,873.51		
02-1105	SAVINGS	477.46		
02-1115	INVESTMENT - TEXPOOL	432.15		
02-1315	DUE FROM GENERAL FUND	0.00		
02-1601	A/R-COMMERCIAL GARBAGE	134,270.97		
02-1605	A/R-RESIDENTIAL GARBAGE	164,103.34		
02-1606	ALLOW FOR DOUBTFUL ACCTS	(177,201.88)		
02-1607	A/R-RECYCLING INCOME	0.00		
02-1608	A/R - UNAPPLIED CREDITS	(7,475.36)		
02-1610	A/R-ACCRUED INTEREST	0.00		
			464,977.15	
	TOTAL ASSETS			464,977.15
LIABILITIES				
02-2315	DUE TO GENERAL FUND	0.00		
02-2400	A/P PENDING	0.00		
02-2410	A/P-SALES TAX	42,420.37		
02-2415	A/P-GARBAGE CONTRACTOR	0.00		
02-2420	DEFERRED REVENUE-RESIDENT	0.00		
	TOTAL LIABILITIES		42,420.37	
EQUITY				
02-3201	FUND BALANCE	39,891.98		
	TOTAL BEGINNING EQUITY	39,891.98		
	TOTAL REVENUE	851,732.12		
	TOTAL EXPENSES	469,067.32		
	TOTAL INCREASE/(DECREASE) IN FUND BAL.	382,664.80		
	TOTAL EQUITY & FUND BALANCE		422,556.78	
	TOTAL LIABILITIES, EQUITY & FUND BALANCE			464,977.15

REVENUE & EXPENSE REPORT (UNAUDITED)
AS OF: FEBRUARY 28TH, 2022

02 -GARBAGE FUND

% OF YEAR COMPLETED: 41.67

	ORIGINAL BUDGET	AMENDED BUDGET	CURRENT PERIOD	YEAR TO DATE BALANCE	PRIOR YEAR YTD BALANCE	TOTAL ENCUMBERED	% OF BUDGET	BUDGET BALANCE
REVENUE SUMMARY								
ALL REVENUES	1,873,524	1,873,524	159,258.82	851,732.12	656,761.81	0.00	45.46	1,021,792.00
TOTAL REVENUES	1,873,524	1,873,524	159,258.82	851,732.12	656,761.81	0.00	45.46	1,021,792.00
EXPENDITURE SUMMARY								
00-GENERAL EXPENDITURES								
SALARIES & BENEFITS	58,470	58,470	4,260.49	28,074.17	16,631.54	0.00	48.01	30,395.54
OTHER EXPENSES	1,686,662	1,686,662	193,986.95	435,660.60	488,563.74	0.00	25.83	1,251,001.40
CAPITAL EXPENSES	0	0	0.00	5,332.55	0.00	0.00	0.00	(5,332.55)
OTHER INCOME/EXPENSES	125,000	125,000	0.00	0.00	0.00	0.00	0.00	125,000.00
TOTAL 00-GENERAL EXPENDITURES	1,870,132	1,870,132	198,247.44	469,067.32	505,195.28	0.00	25.08	1,401,064.39
TOTAL EXPENDITURES	1,870,132	1,870,132	198,247.44	469,067.32	505,195.28	0.00	25.08	1,401,064.39
REVENUE OVER/(UNDER) EXPENDITURES	3,392	3,392	(38,988.62)	382,664.80	151,566.53	0.00	1,280.03	(379,272.39)

REVENUE & EXPENSE REPORT (UNAUDITED)
AS OF: FEBRUARY 28TH, 2022

02 -GARBAGE FUND

% OF YEAR COMPLETED: 41.67

REVENUES	ORIGINAL BUDGET	AMENDED BUDGET	CURRENT PERIOD	YEAR TO DATE BALANCE	PRIOR YEAR YTD BALANCE	TOTAL ENCUMBERED	% OF BUDGET	BUDGET BALANCE
02-4101 INCOME-COMMERCIAL	1,201,549	1,201,549	157,217.32	495,550.21	394,655.77	0.00	41.24	705,998.79
02-4105 INCOME-RESIDENTIAL	642,965	642,965	189.44	333,601.87	309,200.47	0.00	51.88	309,363.25
02-4107 INCOME-RECYCLING	0	0	0.00	0.00	0.00	0.00	0.00	0.00
02-4110 INCOME-LATE CHARGE	29,000	29,000	1,756.67	22,470.10	22,083.11	0.00	77.48	6,529.90
02-4115 INCOME-INTEREST	10	10	0.18	0.98	0.98	0.00	9.80	9.02
02-4130 INCOME - MISCELLANEOUS	0	0	0.00	0.00	0.00	0.00	0.00	0.00
02-4475 INCOME - BAD DEBT	0	0	95.21	108.96	(69,178.52)	0.00	0.00	(108.96)
TOTAL REVENUES	1,873,524	1,873,524	159,258.82	851,732.12	656,761.81	0.00	45.46	1,021,792.00

REVENUE & EXPENSE REPORT (UNAUDITED)
AS OF: FEBRUARY 28TH, 2022

02 -GARBAGE FUND

% OF YEAR COMPLETED: 41.67

DEPARTMENTAL EXPENDITURES	ORIGINAL BUDGET	AMENDED BUDGET	CURRENT PERIOD	YEAR TO DATE BALANCE	PRIOR YEAR YTD BALANCE	TOTAL ENCUMBERED	% OF BUDGET	BUDGET BALANCE
00-GENERAL EXPENDITURES								
SALARIES & BENEFITS								
02-500-010 SALARIES	38,742	38,742	2,974.65	22,621.08	13,888.21	0.00	58.39	16,121.39
02-500-020 OVERTIME	2,700	2,700	0.00	0.00	299.55	0.00	0.00	2,700.00
02-500-030 SOCIAL SECURITY	3,170	3,170	227.55	911.53	1,085.35	0.00	28.75	2,258.82
02-500-040 HEALTH INSURANCE	9,262	9,262	761.12	3,351.16	0.00	0.00	36.18	5,910.56
02-500-050 RETIREMENT	3,100	3,100	213.88	856.76	1,012.09	0.00	27.64	2,243.14
02-500-060 WORKERS' COMPENSATION	1,243	1,243	0.00	0.00	346.34	0.00	0.00	1,243.27
02-500-070 UNEMPLOYMENT COMPENSATION	252	252	83.29	333.64	0.00	0.00	132.40	(81.64)
TOTAL SALARIES & BENEFITS	58,470	58,470	4,260.49	28,074.17	16,631.54	0.00	48.01	30,395.54
OTHER EXPENSES								
02-500-120 DUES & SUBSCRIPTIONS	300	300	0.00	0.00	0.00	0.00	0.00	300.00
02-500-250 LEGAL & CITY ATTORNEY	6,000	6,000	0.00	2,939.08	0.00	0.00	48.98	3,060.92
02-500-420 SUPPLIES	1,500	1,500	0.00	71.98	0.00	0.00	4.80	1,428.02
02-500-501 EXPENSES-COMMERCIAL	926,918	926,918	148,529.43	294,209.55	295,600.75	0.00	31.74	632,708.51
02-500-502 EXPENSES-RESIDENTIAL	566,944	566,944	45,428.20	136,284.60	181,712.80	0.00	24.04	430,659.34
02-500-503 EXPENSES-ADMINISTRATIVE	0	0	0.00	0.00	0.00	0.00	0.00	0.00
02-500-504 EXPENSES-BAD DEBT	0	0	0.00	0.00	0.00	0.00	0.00	0.00
02-500-505 EXPENSES-MED.WASTE&CLEAN UP	0	0	0.00	0.00	0.00	0.00	0.00	0.00
02-500-590 POSTAGE	5,000	5,000	29.32	1,621.31	1,624.00	0.00	32.43	3,378.69
02-500-591 EXPENSE - ALLY REPAIR	175,000	175,000	0.00	534.08	9,626.19	0.00	0.31	174,465.92
02-500-592 EXPENSES - ADDITIONAL CITY S	5,000	5,000	0.00	0.00	0.00	0.00	0.00	5,000.00
02-500-610 EQUIPMENT LEASE	0	0	0.00	0.00	0.00	0.00	0.00	0.00
TOTAL OTHER EXPENSES	1,686,662	1,686,662	193,986.95	435,660.60	488,563.74	0.00	25.83	1,251,001.40
CAPITAL EXPENSES								
02-500-800 CAPITAL EXPENDITURES	0	0	0.00	5,332.55	0.00	0.00	0.00	(5,332.55)
TOTAL CAPITAL EXPENSES	0	0	0.00	5,332.55	0.00	0.00	0.00	(5,332.55)
OTHER INCOME/EXPENSES								
02-500-900 EXPENSES-TRANSFER GENERAL FU	125,000	125,000	0.00	0.00	0.00	0.00	0.00	125,000.00
TOTAL OTHER INCOME/EXPENSES	125,000	125,000	0.00	0.00	0.00	0.00	0.00	125,000.00
TOTAL 00-GENERAL EXPENDITURES	1,870,132	1,870,132	198,247.44	469,067.32	505,195.28	0.00	25.08	1,401,064.39
TOTAL EXPENDITURES	1,870,132	1,870,132	198,247.44	469,067.32	505,195.28	0.00	25.08	1,401,064.39
REVENUE OVER/(UNDER) EXPENDITURES	3,392	3,392	(38,988.62)	382,664.80	151,566.53	0.00	1,280.03	(379,272.39)

BALANCE SHEET
AS OF: FEBRUARY 28TH, 2022

04 -ASSET SEIZ FUND- FEDERAL

ACCOUNT #	ACCOUNT DESCRIPTION	BALANCE		
ASSETS				
04-1102	CLAIM ON CASH	136.56		
04-1105	SAVINGS	359.98		
04-1115	INVESTMENTS	0.00		
04-1315	DUE FROM GENERAL FUND	0.00		
04-1515	A/R-ACCRUED INTEREST	0.00		
04-1550	A/R-MISCELLANEOUS	0.00		
			496.54	
	TOTAL ASSETS			496.54
LIABILITIES				
04-2315	DUE TO GENERAL FUND	0.00		
04-2400	A/P PENDING	0.00		
	TOTAL LIABILITIES		0.00	
EQUITY				
04-3201	FUND BALANCE-RESTRICTED	496.54		
	TOTAL BEGINNING EQUITY	496.54		
	TOTAL REVENUE	0.00		
	TOTAL EXPENSES	0.00		
	TOTAL INCREASE/(DECREASE) IN FUND BAL.	0.00		
	TOTAL EQUITY & FUND BALANCE		496.54	
	TOTAL LIABILITIES, EQUITY & FUND BALANCE			496.54

REVENUE & EXPENSE REPORT (UNAUDITED)
AS OF: FEBRUARY 28TH, 2022

04 -ASSET SEIZ FUND- FEDERAL

% OF YEAR COMPLETED: 41.67

	ORIGINAL BUDGET	AMENDED BUDGET	CURRENT PERIOD	YEAR TO DATE BALANCE	PRIOR YEAR YTD BALANCE	TOTAL ENCUMBERED	% OF BUDGET	BUDGET BALANCE
REVENUE SUMMARY								
ALL REVENUES	0	0	0.00	0.00	0.00	0.00	0.00	0.00
TOTAL REVENUES	0	0	0.00	0.00	0.00	0.00	0.00	0.00
EXPENDITURE SUMMARY								
00-GENERAL EXPENDITURES								
SALARIES & BENEFITS	0	0	0.00	0.00	0.00	0.00	0.00	0.00
CAPITAL EXPENSES	0	0	0.00	0.00	0.00	0.00	0.00	0.00
TOTAL 00-GENERAL EXPENDITURES	0	0	0.00	0.00	0.00	0.00	0.00	0.00
TOTAL EXPENDITURES	0	0	0.00	0.00	0.00	0.00	0.00	0.00
REVENUE OVER/(UNDER) EXPENDITURES	0	0	0.00	0.00	0.00	0.00	0.00	0.00

REVENUE & EXPENSE REPORT (UNAUDITED)
AS OF: FEBRUARY 28TH, 2022

04 -ASSET SEIZ FUND- FEDERAL

% OF YEAR COMPLETED: 41.67

REVENUES	ORIGINAL BUDGET	AMENDED BUDGET	CURRENT PERIOD	YEAR TO DATE BALANCE	PRIOR YEAR YTD BALANCE	TOTAL ENCUMBERED	% OF BUDGET	BUDGET BALANCE
04-4101 INCOME-COURT FORFEITED PR	0	0	0.00	0.00	0.00	0.00	0.00	0.00
04-4105 INCOME-ABAND/SEIZED PROP	0	0	0.00	0.00	0.00	0.00	0.00	0.00
04-4115 INCOME-INTEREST	0	0	0.00	0.00	0.00	0.00	0.00	0.00
TOTAL REVENUES	0	0	0.00	0.00	0.00	0.00	0.00	0.00

REVENUE & EXPENSE REPORT (UNAUDITED)
AS OF: FEBRUARY 28TH, 2022

04 -ASSET SEIZ FUND- FEDERAL

% OF YEAR COMPLETED: 41.67

DEPARTMENTAL EXPENDITURES	ORIGINAL BUDGET	AMENDED BUDGET	CURRENT PERIOD	YEAR TO DATE BALANCE	PRIOR YEAR YTD BALANCE	TOTAL ENCUMBERED	% OF BUDGET	BUDGET BALANCE
00-GENERAL EXPENDITURES								
SALARIES & BENEFITS								
04-500-050 MISCELLANEOUS	0	0	0.00	0.00	0.00	0.00	0.00	0.00
TOTAL SALARIES & BENEFITS	0	0	0.00	0.00	0.00	0.00	0.00	0.00
CAPITAL EXPENSES								
04-500-800 CAPITAL EXPENDITURES	0	0	0.00	0.00	0.00	0.00	0.00	0.00
TOTAL CAPITAL EXPENSES	0	0	0.00	0.00	0.00	0.00	0.00	0.00
TOTAL 00-GENERAL EXPENDITURES	0	0	0.00	0.00	0.00	0.00	0.00	0.00
TOTAL EXPENDITURES	0	0	0.00	0.00	0.00	0.00	0.00	0.00
REVENUE OVER/(UNDER) EXPENDITURES	0	0	0.00	0.00	0.00	0.00	0.00	0.00

BALANCE SHEET
AS OF: FEBRUARY 28TH, 2022

05 -COUNTY FIRE CONTRIBUTION

ACCOUNT #	ACCOUNT DESCRIPTION	BALANCE		
ASSETS				
05-1102	CLAIM ON CASH	1,699.43		
05-1105	SAVINGS	0.00		
05-1115	INVESTMENTS	3,946.07		
05-1315	DUE FROM GENERAL FUND	0.00		
05-1515	A/R-ACCRUED INTEREST	0.00		
05-1550	A/R-MISCELLANEOUS	0.00		
			5,645.50	
	TOTAL ASSETS			5,645.50
LIABILITIES				
05-2315	DUE TO GENERAL FUND	0.00		
05-2400	A/P PENDING	0.00		
	TOTAL LIABILITIES		0.00	
EQUITY				
05-3201	FUND BALANCE-RESTRICTED	5,645.50		
	TOTAL BEGINNING EQUITY	5,645.50		
	TOTAL REVENUE	0.00		
	TOTAL EXPENSES	0.00		
	TOTAL INCREASE/(DECREASE) IN FUND BAL.	0.00		
	TOTAL EQUITY & FUND BALANCE		5,645.50	
	TOTAL LIABILITIES, EQUITY & FUND BALANCE			5,645.50

REVENUE & EXPENSE REPORT (UNAUDITED)
AS OF: FEBRUARY 28TH, 2022

05 -COUNTY FIRE CONTRIBUTION

% OF YEAR COMPLETED: 41.67

	ORIGINAL BUDGET	AMENDED BUDGET	CURRENT PERIOD	YEAR TO DATE BALANCE	PRIOR YEAR YTD BALANCE	TOTAL ENCUMBERED	% OF BUDGET	BUDGET BALANCE
REVENUE SUMMARY								
ALL REVENUES	0	0	0.00	0.00	0.00	0.00	0.00	0.00
TOTAL REVENUES	0	0	0.00	0.00	0.00	0.00	0.00	0.00
EXPENDITURE SUMMARY								
00-GENERAL EXPENDITURES								
SALARIES & BENEFITS	0	0	0.00	0.00	0.00	0.00	0.00	0.00
OTHER EXPENSES	0	0	0.00	0.00	0.00	0.00	0.00	0.00
CAPITAL EXPENSES	0	0	0.00	0.00	0.00	0.00	0.00	0.00
TOTAL 00-GENERAL EXPENDITURES	0	0	0.00	0.00	0.00	0.00	0.00	0.00
TOTAL EXPENDITURES	0	0	0.00	0.00	0.00	0.00	0.00	0.00
REVENUE OVER/(UNDER) EXPENDITURES	0	0	0.00	0.00	0.00	0.00	0.00	0.00

REVENUE & EXPENSE REPORT (UNAUDITED)
AS OF: FEBRUARY 28TH, 2022

05 -COUNTY FIRE CONTRIBUTION

% OF YEAR COMPLETED: 41.67

REVENUES	ORIGINAL BUDGET	AMENDED BUDGET	CURRENT PERIOD	YEAR TO DATE BALANCE	PRIOR YEAR YTD BALANCE	TOTAL ENCUMBERED	% OF BUDGET	BUDGET BALANCE
05-4101 INCOME-BEXAR COUNTY	0	0	0.00	0.00	0.00	0.00	0.00	0.00
05-4105 INCOME - OTHER	0	0	0.00	0.00	0.00	0.00	0.00	0.00
05-4115 INCOME-INTEREST	0	0	0.00	0.00	0.00	0.00	0.00	0.00
05-4120 GRANT PROCEEDS - FIRE	0	0	0.00	0.00	0.00	0.00	0.00	0.00
TOTAL REVENUES	0	0	0.00	0.00	0.00	0.00	0.00	0.00

REVENUE & EXPENSE REPORT (UNAUDITED)
AS OF: FEBRUARY 28TH, 2022

05 -COUNTY FIRE CONTRIBUTION

% OF YEAR COMPLETED: 41.67

DEPARTMENTAL EXPENDITURES	ORIGINAL BUDGET	AMENDED BUDGET	CURRENT PERIOD	YEAR TO DATE BALANCE	PRIOR YEAR YTD BALANCE	TOTAL ENCUMBERED	% OF BUDGET	BUDGET BALANCE
00-GENERAL EXPENDITURES								
SALARIES & BENEFITS								
05-500-010 FIRE SUPPLIES	0	0	0.00	0.00	0.00	0.00	0.00	0.00
05-500-050 MISCELLANEOUS	0	0	0.00	0.00	0.00	0.00	0.00	0.00
TOTAL SALARIES & BENEFITS	0	0	0.00	0.00	0.00	0.00	0.00	0.00
OTHER EXPENSES								
05-500-431 EMPLOYEE APPRECIATION LUNCHE	0	0	0.00	0.00	0.00	0.00	0.00	0.00
TOTAL OTHER EXPENSES	0	0	0.00	0.00	0.00	0.00	0.00	0.00
CAPITAL EXPENSES								
05-500-800 CAPITAL EXPENDITURES	0	0	0.00	0.00	0.00	0.00	0.00	0.00
TOTAL CAPITAL EXPENSES	0	0	0.00	0.00	0.00	0.00	0.00	0.00
TOTAL 00-GENERAL EXPENDITURES	0	0	0.00	0.00	0.00	0.00	0.00	0.00
TOTAL EXPENDITURES	0	0	0.00	0.00	0.00	0.00	0.00	0.00
REVENUE OVER/(UNDER) EXPENDITURES	0	0	0.00	0.00	0.00	0.00	0.00	0.00

BALANCE SHEET
AS OF: FEBRUARY 28TH, 2022

06 -SCHOOL CROSSING GUARD

ACCOUNT #	ACCOUNT DESCRIPTION	BALANCE		
ASSETS				
06-1102	CLAIM ON CASH	31,449.13		
06-1105	SAVINGS	14,615.52		
06-1115	INVESTMENTS	0.00		
06-1315	DUE FROM GENERAL FUND	0.00		
06-1515	A/R-ACCRUED INTEREST	0.00		
06-1550	A/R-MISCELLANEOUS	0.00		
			46,064.65	
	TOTAL ASSETS			46,064.65
LIABILITIES				
06-2315	DUE TO GENERAL FUND	0.00		
06-2400	A/P PENDING	0.00		
	TOTAL LIABILITIES		0.00	
EQUITY				
06-3201	FUND BALANCE-RESTRICTED	44,452.32		
	TOTAL BEGINNING EQUITY	44,452.32		
	TOTAL REVENUE	2,055.50		
	TOTAL EXPENSES	443.17		
	TOTAL INCREASE/(DECREASE) IN FUND BAL.	1,612.33		
	TOTAL EQUITY & FUND BALANCE		46,064.65	
	TOTAL LIABILITIES, EQUITY & FUND BALANCE			46,064.65

REVENUE & EXPENSE REPORT (UNAUDITED)
AS OF: FEBRUARY 28TH, 2022

06 -SCHOOL CROSSING GUARD

% OF YEAR COMPLETED: 41.67

	ORIGINAL BUDGET	AMENDED BUDGET	CURRENT PERIOD	YEAR TO DATE BALANCE	PRIOR YEAR YTD BALANCE	TOTAL ENCUMBERED	% OF BUDGET	BUDGET BALANCE
REVENUE SUMMARY								
ALL REVENUES	6,505	6,505	488.07	2,055.50	2,575.00	0.00	31.60	4,449.50
TOTAL REVENUES	6,505	6,505	488.07	2,055.50	2,575.00	0.00	31.60	4,449.50
EXPENDITURE SUMMARY								
00-GENERAL EXPENDITURES								
SALARIES & BENEFITS	2,000	2,000	20.98	443.17	36.42	0.00	22.16	1,556.83
CAPITAL EXPENSES	25,000	25,000	0.00	0.00	0.00	0.00	0.00	25,000.00
TOTAL 00-GENERAL EXPENDITURES	27,000	27,000	20.98	443.17	36.42	0.00	1.64	26,556.83
TOTAL EXPENDITURES	27,000	27,000	20.98	443.17	36.42	0.00	1.64	26,556.83
REVENUE OVER/(UNDER) EXPENDITURES	(20,495)	(20,495)	467.09	1,612.33	2,538.58	0.00	7.87-	(22,107.33)

REVENUE & EXPENSE REPORT (UNAUDITED)
AS OF: FEBRUARY 28TH, 2022

06 -SCHOOL CROSSING GUARD

% OF YEAR COMPLETED: 41.67

REVENUES	ORIGINAL BUDGET	AMENDED BUDGET	CURRENT PERIOD	YEAR TO DATE BALANCE	PRIOR YEAR YTD BALANCE	TOTAL ENCUMBERED	% OF BUDGET	BUDGET BALANCE
06-4101 INCOME-BEXAR COUNTY	6,500	6,500	487.97	2,054.96	2,574.46	0.00	31.61	4,445.04
06-4115 INCOME-INTEREST	5	5	0.10	0.54	0.54	0.00	10.80	4.46
06-4310 SCHOOL ZONE FINES	0	0	0.00	0.00	0.00	0.00	0.00	0.00
TOTAL REVENUES	6,505	6,505	488.07	2,055.50	2,575.00	0.00	31.60	4,449.50

REVENUE & EXPENSE REPORT (UNAUDITED)
AS OF: FEBRUARY 28TH, 2022

06 -SCHOOL CROSSING GUARD

% OF YEAR COMPLETED: 41.67

DEPARTMENTAL EXPENDITURES	ORIGINAL BUDGET	AMENDED BUDGET	CURRENT PERIOD	YEAR TO DATE BALANCE	PRIOR YEAR YTD BALANCE	TOTAL ENCUMBERED	% OF BUDGET	BUDGET BALANCE
00-GENERAL EXPENDITURES								
SALARIES & BENEFITS								
06-500-010 DARE PROGRAM	0	0	0.00	0.00	0.00	0.00	0.00	0.00
06-500-020 SAFETY EQUIPMENT	0	0	0.00	393.80	0.00	0.00	0.00	(393.80)
06-500-030 STREET MAINTENANCE	0	0	0.00	0.00	0.00	0.00	0.00	0.00
06-500-050 MISCELLANEOUS	2,000	2,000	20.98	49.37	36.42	0.00	2.47	1,950.63
TOTAL SALARIES & BENEFITS	2,000	2,000	20.98	443.17	36.42	0.00	22.16	1,556.83
CAPITAL EXPENSES								
06-500-800 CAPITAL EXPENDITURES	25,000	25,000	0.00	0.00	0.00	0.00	0.00	25,000.00
TOTAL CAPITAL EXPENSES	25,000	25,000	0.00	0.00	0.00	0.00	0.00	25,000.00
TOTAL 00-GENERAL EXPENDITURES	27,000	27,000	20.98	443.17	36.42	0.00	1.64	26,556.83
TOTAL EXPENDITURES	27,000	27,000	20.98	443.17	36.42	0.00	1.64	26,556.83
REVENUE OVER/(UNDER) EXPENDITURES	(20,495)	(20,495)	467.09	1,612.33	2,538.58	0.00	7.87-	(22,107.33)

BALANCE SHEET
AS OF: FEBRUARY 28TH, 2022

08 -POLICE DONATIONS ACCOUNT

ACCOUNT #	ACCOUNT DESCRIPTION	BALANCE		
ASSETS				
08-1102	CLAIM ON CASH	16,709.33		
08-1105	SAVINGS	1,699.17		
08-1315	DUE FROM GENERAL FUND	0.00		
			18,408.50	
	TOTAL ASSETS			18,408.50
LIABILITIES				
08-2315	DUE TO GENERAL FUND	0.00		
08-2400	A/P PENDING	0.00		
	TOTAL LIABILITIES		0.00	
EQUITY				
08-3201	FUND BALANCE	4,628.45		
	TOTAL BEGINNING EQUITY	4,628.45		
	TOTAL REVENUE	13,780.05		
	TOTAL EXPENSES	0.00		
	TOTAL INCREASE/(DECREASE) IN FUND BAL.	13,780.05		
	TOTAL EQUITY & FUND BALANCE		18,408.50	
	TOTAL LIABILITIES, EQUITY & FUND BALANCE			18,408.50

REVENUE & EXPENSE REPORT (UNAUDITED)
AS OF: FEBRUARY 28TH, 2022

08 -POLICE DONATIONS ACCOUNT

% OF YEAR COMPLETED: 41.67

	ORIGINAL BUDGET	AMENDED BUDGET	CURRENT PERIOD	YEAR TO DATE BALANCE	PRIOR YEAR YTD BALANCE	TOTAL ENCUMBERED	% OF BUDGET	BUDGET BALANCE
REVENUE SUMMARY								
ALL REVENUES	1,000	1,000	0.01	13,780.05	2,525.05	0.00	1,378.01	(12,780.05)
TOTAL REVENUES	1,000	1,000	0.01	13,780.05	2,525.05	0.00	1,378.01	(12,780.05)
EXPENDITURE SUMMARY								
00-GENERAL EXPENDITURES								
SALARIES & BENEFITS	500	500	0.00	0.00	49.45	0.00	0.00	500.00
OTHER EXPENSES	500	500	0.00	0.00	188.08	0.00	0.00	500.00
CAPITAL EXPENSES	0	0	0.00	0.00	0.00	0.00	0.00	0.00
TOTAL 00-GENERAL EXPENDITURES	1,000	1,000	0.00	0.00	237.53	0.00	0.00	1,000.00
TOTAL EXPENDITURES	1,000	1,000	0.00	0.00	237.53	0.00	0.00	1,000.00
REVENUE OVER/(UNDER) EXPENDITURES	0	0	0.01	13,780.05	2,287.52	0.00	0.00	(13,780.05)

REVENUE & EXPENSE REPORT (UNAUDITED)
AS OF: FEBRUARY 28TH, 2022

08 -POLICE DONATIONS ACCOUNT

% OF YEAR COMPLETED: 41.67

REVENUES	ORIGINAL BUDGET	AMENDED BUDGET	CURRENT PERIOD	YEAR TO DATE BALANCE	PRIOR YEAR YTD BALANCE	TOTAL ENCUMBERED	% OF BUDGET	BUDGET BALANCE
08-4101 INCOME-POLICE DONATIONS	1,000	1,000	0.00	13,780.00	2,525.00	0.00	1,378.00	(12,780.00)
08-4102 INCOME-WINDCREST PROUD	0	0	0.00	0.00	0.00	0.00	0.00	0.00
08-4106 INCOME-SWIM TEAM DONATIONS	0	0	0.00	0.00	0.00	0.00	0.00	0.00
08-4115 INCOME-INTEREST	0	0	0.01	0.05	0.05	0.00	0.00	(0.05)
TOTAL REVENUES	1,000	1,000	0.01	13,780.05	2,525.05	0.00	1,378.01	(12,780.05)

REVENUE & EXPENSE REPORT (UNAUDITED)
AS OF: FEBRUARY 28TH, 2022

08 -POLICE DONATIONS ACCOUNT

% OF YEAR COMPLETED: 41.67

DEPARTMENTAL EXPENDITURES	ORIGINAL BUDGET	AMENDED BUDGET	CURRENT PERIOD	YEAR TO DATE BALANCE	PRIOR YEAR YTD BALANCE	TOTAL ENCUMBERED	% OF BUDGET	BUDGET BALANCE
00-GENERAL EXPENDITURES								
SALARIES & BENEFITS								
08-500-010 MISCELLANEOUS EXPENSES	500	500	0.00	0.00	49.45	0.00	0.00	500.00
TOTAL SALARIES & BENEFITS	500	500	0.00	0.00	49.45	0.00	0.00	500.00
OTHER EXPENSES								
08-500-431 EMPLOYEE APPRECIATION LUNCHE	500	500	0.00	0.00	188.08	0.00	0.00	500.00
TOTAL OTHER EXPENSES	500	500	0.00	0.00	188.08	0.00	0.00	500.00
CAPITAL EXPENSES								
08-500-800 CAPITAL EXPENDITURES	0	0	0.00	0.00	0.00	0.00	0.00	0.00
TOTAL CAPITAL EXPENSES	0	0	0.00	0.00	0.00	0.00	0.00	0.00
TOTAL 00-GENERAL EXPENDITURES	1,000	1,000	0.00	0.00	237.53	0.00	0.00	1,000.00
TOTAL EXPENDITURES	1,000	1,000	0.00	0.00	237.53	0.00	0.00	1,000.00
REVENUE OVER/(UNDER) EXPENDITURES	0	0	0.01	13,780.05	2,287.52	0.00	0.00	(13,780.05)

BALANCE SHEET
AS OF: FEBRUARY 28TH, 2022

09 -ASSET SEIZURE FUND- STATE

ACCOUNT #	ACCOUNT DESCRIPTION	BALANCE		
ASSETS				
09-1102	CLAIM ON CASH	2,502.56		
09-1105	SAVINGS	398.32		
09-1115	INVESTMENTS	0.00		
09-1315	DUE FROM GENERAL FUND	0.00		
09-1515	A/R-ACCRUED INTEREST	0.00		
09-1550	A/R-MISCELLANEOUS	0.00		
			2,900.88	
	TOTAL ASSETS			2,900.88
LIABILITIES				
09-2315	DUE TO GENERAL FUND	0.00		
09-2400	A/P PENDING	0.00		
	TOTAL LIABILITIES		0.00	
EQUITY				
09-3201	FUND BALANCE	2,900.88		
	TOTAL BEGINNING EQUITY	2,900.88		
	TOTAL REVENUE	0.00		
	TOTAL EXPENSES	0.00		
	TOTAL INCREASE/(DECREASE) IN FUND BAL.	0.00		
	TOTAL EQUITY & FUND BALANCE		2,900.88	
	TOTAL LIABILITIES, EQUITY & FUND BALANCE			2,900.88

REVENUE & EXPENSE REPORT (UNAUDITED)
AS OF: FEBRUARY 28TH, 2022

09 -ASSET SEIZURE FUND- STATE

% OF YEAR COMPLETED: 41.67

	ORIGINAL BUDGET	AMENDED BUDGET	CURRENT PERIOD	YEAR TO DATE BALANCE	PRIOR YEAR YTD BALANCE	TOTAL ENCUMBERED	% OF BUDGET	BUDGET BALANCE
REVENUE SUMMARY								
ALL REVENUES	0	0	0.00	0.00	0.00	0.00	0.00	0.00
TOTAL REVENUES	0	0	0.00	0.00	0.00	0.00	0.00	0.00
EXPENDITURE SUMMARY								
00-GENERAL EXPENDITURES								
SALARIES & BENEFITS	0	0	0.00	0.00	0.00	0.00	0.00	0.00
CAPITAL EXPENSES	0	0	0.00	0.00	0.00	0.00	0.00	0.00
TOTAL 00-GENERAL EXPENDITURES	0	0	0.00	0.00	0.00	0.00	0.00	0.00
TOTAL EXPENDITURES	0	0	0.00	0.00	0.00	0.00	0.00	0.00
REVENUE OVER/(UNDER) EXPENDITURES	0	0	0.00	0.00	0.00	0.00	0.00	0.00

REVENUE & EXPENSE REPORT (UNAUDITED)
AS OF: FEBRUARY 28TH, 2022

09 -ASSET SEIZURE FUND- STATE

% OF YEAR COMPLETED: 41.67

REVENUES	ORIGINAL BUDGET	AMENDED BUDGET	CURRENT PERIOD	YEAR TO DATE BALANCE	PRIOR YEAR YTD BALANCE	TOTAL ENCUMBERED	% OF BUDGET	BUDGET BALANCE
09-4101 INCOME-COURT FORFEITED PR	0	0	0.00	0.00	0.00	0.00	0.00	0.00
09-4105 INCOME-ABAND/SEIZED PROP	0	0	0.00	0.00	0.00	0.00	0.00	0.00
09-4115 INCOME-INTEREST	0	0	0.00	0.00	0.00	0.00	0.00	0.00
TOTAL REVENUES	0	0	0.00	0.00	0.00	0.00	0.00	0.00

REVENUE & EXPENSE REPORT (UNAUDITED)
AS OF: FEBRUARY 28TH, 2022

09 -ASSET SEIZURE FUND- STATE

% OF YEAR COMPLETED: 41.67

DEPARTMENTAL EXPENDITURES	ORIGINAL BUDGET	AMENDED BUDGET	CURRENT PERIOD	YEAR TO DATE BALANCE	PRIOR YEAR YTD BALANCE	TOTAL ENCUMBERED	% OF BUDGET	BUDGET BALANCE
00-GENERAL EXPENDITURES								
SALARIES & BENEFITS								
09-500-050 MISCELLANEOUS	0	0	0.00	0.00	0.00	0.00	0.00	0.00
TOTAL SALARIES & BENEFITS	0	0	0.00	0.00	0.00	0.00	0.00	0.00
CAPITAL EXPENSES								
09-500-800 CAPITAL EXPENDITURES	0	0	0.00	0.00	0.00	0.00	0.00	0.00
TOTAL CAPITAL EXPENSES	0	0	0.00	0.00	0.00	0.00	0.00	0.00
TOTAL 00-GENERAL EXPENDITURES	0	0	0.00	0.00	0.00	0.00	0.00	0.00
TOTAL EXPENDITURES	0	0	0.00	0.00	0.00	0.00	0.00	0.00
REVENUE OVER/(UNDER) EXPENDITURES	0	0	0.00	0.00	0.00	0.00	0.00	0.00

BALANCE SHEET
AS OF: FEBRUARY 28TH, 2022

10 -POLICE EDUCATION TRAINING

ACCOUNT #	ACCOUNT DESCRIPTION	BALANCE		
ASSETS				
10-1102	CLAIM ON CASH	0.00		
10-1105	SAVINGS	5,068.36		
10-1115	INVESTMENTS	0.00		
10-1315	DUE FROM GENERAL FUND	0.00		
10-1515	A/R ACCRUED INTEREST	0.00		
10-1550	A/R-MISCELLANEOUS	0.00		
10-1601	A/R-MISCELLANEOUS INCOME	0.00		
			5,068.36	
	TOTAL ASSETS			5,068.36
LIABILITIES				
10-2315	DUE TO GENERAL FUND	0.00		
10-2400	A/P PENDING	0.00		
	TOTAL LIABILITIES		0.00	
EQUITY				
10-3201	FUND BALANCE	2,971.10		
	TOTAL BEGINNING EQUITY	2,971.10		
	TOTAL REVENUE	2,097.26		
	TOTAL EXPENSES	0.00		
	TOTAL INCREASE/(DECREASE) IN FUND BAL.	2,097.26		
	TOTAL EQUITY & FUND BALANCE		5,068.36	
	TOTAL LIABILITIES, EQUITY & FUND BALANCE			5,068.36

REVENUE & EXPENSE REPORT (UNAUDITED)
AS OF: FEBRUARY 28TH, 2022

10 -POLICE EDUCATION TRAINING

% OF YEAR COMPLETED: 41.67

	ORIGINAL BUDGET	AMENDED BUDGET	CURRENT PERIOD	YEAR TO DATE BALANCE	PRIOR YEAR YTD BALANCE	TOTAL ENCUMBERED	% OF BUDGET	BUDGET BALANCE
REVENUE SUMMARY								
ALL REVENUES	1,000	1,000	2,097.18	2,097.26	1,921.00	0.00	209.73	(1,097.26)
TOTAL REVENUES	1,000	1,000	2,097.18	2,097.26	1,921.00	0.00	209.73	(1,097.26)
EXPENDITURE SUMMARY								
00-GENERAL EXPENDITURES								
SALARIES & BENEFITS	1,000	1,000	0.00	0.00	0.00	0.00	0.00	1,000.00
CAPITAL EXPENSES	0	0	0.00	0.00	0.00	0.00	0.00	0.00
TOTAL 00-GENERAL EXPENDITURES	1,000	1,000	0.00	0.00	0.00	0.00	0.00	1,000.00
TOTAL EXPENDITURES	1,000	1,000	0.00	0.00	0.00	0.00	0.00	1,000.00
REVENUE OVER/(UNDER) EXPENDITURES	0	0	2,097.18	2,097.26	1,921.00	0.00	0.00	(2,097.26)

REVENUE & EXPENSE REPORT (UNAUDITED)
AS OF: FEBRUARY 28TH, 2022

10 -POLICE EDUCATION TRAINING

% OF YEAR COMPLETED: 41.67

REVENUES	ORIGINAL BUDGET	AMENDED BUDGET	CURRENT PERIOD	YEAR TO DATE BALANCE	PRIOR YEAR YTD BALANCE	TOTAL ENCUMBERED	% OF BUDGET	BUDGET BALANCE
10-4101 INCOME-LEOSE	0	0	2,097.15	2,097.15	1,918.84	0.00	0.00	(2,097.15)
10-4105 INCOME- OTHER	1,000	1,000	0.00	0.00	0.00	0.00	0.00	1,000.00
10-4115 INCOME-INTEREST	0	0	0.03	0.11	2.16	0.00	0.00	(0.11)
TOTAL REVENUES	1,000	1,000	2,097.18	2,097.26	1,921.00	0.00	209.73	(1,097.26)

REVENUE & EXPENSE REPORT (UNAUDITED)
AS OF: FEBRUARY 28TH, 2022

10 -POLICE EDUCATION TRAINING

% OF YEAR COMPLETED: 41.67

DEPARTMENTAL EXPENDITURES	ORIGINAL BUDGET	AMENDED BUDGET	CURRENT PERIOD	YEAR TO DATE BALANCE	PRIOR YEAR YTD BALANCE	TOTAL ENCUMBERED	% OF BUDGET	BUDGET BALANCE
00-GENERAL EXPENDITURES								
SALARIES & BENEFITS								
10-500-050 EDUCATION/TRAINING	1,000	1,000	0.00	0.00	0.00	0.00	0.00	1,000.00
TOTAL SALARIES & BENEFITS	1,000	1,000	0.00	0.00	0.00	0.00	0.00	1,000.00
CAPITAL EXPENSES								
10-500-800 CAPITAL EXPENDITURES	0	0	0.00	0.00	0.00	0.00	0.00	0.00
TOTAL CAPITAL EXPENSES	0	0	0.00	0.00	0.00	0.00	0.00	0.00
TOTAL 00-GENERAL EXPENDITURES	1,000	1,000	0.00	0.00	0.00	0.00	0.00	1,000.00
TOTAL EXPENDITURES	1,000	1,000	0.00	0.00	0.00	0.00	0.00	1,000.00
REVENUE OVER/(UNDER) EXPENDITURES	0	0	2,097.18	2,097.26	1,921.00	0.00	0.00	(2,097.26)

BALANCE SHEET
AS OF: FEBRUARY 28TH, 2022

11 -ROOSEVELT SCHOLARSHIP FND

ACCOUNT #	ACCOUNT DESCRIPTION	BALANCE		
ASSETS				
11-1102	CLAIM ON CASH	0.00		
11-1105	SAVINGS	0.00		
11-1115	INVESTMENTS	0.00		
11-1315	DUE FROM GENERAL FUND	0.00		
11-1515	A/R-ACCRUED INTEREST	0.00		
11-1550	A/R-MISCELLANEOUS	0.00		
			0.00	
	TOTAL ASSETS			0.00
LIABILITIES				
11-2315	DUE TO GENERAL FUND	0.00		
11-2400	A/P PENDING	0.00		
	TOTAL LIABILITIES		0.00	
EQUITY				
11-3201	FUND BALANCE	0.00		
	TOTAL BEGINNING EQUITY	0.00		
	TOTAL REVENUE	0.00		
	TOTAL EXPENSES	0.00		
	TOTAL INCREASE/(DECREASE) IN FUND BAL.	0.00		
	TOTAL EQUITY & FUND BALANCE		0.00	
	TOTAL LIABILITIES, EQUITY & FUND BALANCE			0.00

REVENUE & EXPENSE REPORT (UNAUDITED)
AS OF: FEBRUARY 28TH, 2022

11 -ROOSEVELT SCHOLARSHIP FND

% OF YEAR COMPLETED: 41.67

	ORIGINAL BUDGET	AMENDED BUDGET	CURRENT PERIOD	YEAR TO DATE BALANCE	PRIOR YEAR YTD BALANCE	TOTAL ENCUMBERED	% OF BUDGET	BUDGET BALANCE
REVENUE SUMMARY								
ALL REVENUES	0	0	0.00	0.00	0.00	0.00	0.00	0.00
TOTAL REVENUES	0	0	0.00	0.00	0.00	0.00	0.00	0.00
EXPENDITURE SUMMARY								
00-GENERAL EXPENDITURES								
SALARIES & BENEFITS	0	0	0.00	0.00	0.00	0.00	0.00	0.00
CAPITAL EXPENSES	0	0	0.00	0.00	0.00	0.00	0.00	0.00
TOTAL 00-GENERAL EXPENDITURES	0	0	0.00	0.00	0.00	0.00	0.00	0.00
TOTAL EXPENDITURES	0	0	0.00	0.00	0.00	0.00	0.00	0.00
REVENUE OVER/(UNDER) EXPENDITURES	0	0	0.00	0.00	0.00	0.00	0.00	0.00

REVENUE & EXPENSE REPORT (UNAUDITED)
AS OF: FEBRUARY 28TH, 2022

11 -ROOSEVELT SCHOLARSHIP FND

% OF YEAR COMPLETED: 41.67

REVENUES	ORIGINAL BUDGET	AMENDED BUDGET	CURRENT PERIOD	YEAR TO DATE BALANCE	PRIOR YEAR YTD BALANCE	TOTAL ENCUMBERED	% OF BUDGET	BUDGET BALANCE
11-4101 INCOME	0	0	0.00	0.00	0.00	0.00	0.00	0.00
11-4115 INCOME-INTEREST	0	0	0.00	0.00	0.00	0.00	0.00	0.00
TOTAL REVENUES	0	0	0.00	0.00	0.00	0.00	0.00	0.00

REVENUE & EXPENSE REPORT (UNAUDITED)
AS OF: FEBRUARY 28TH, 2022

11 -ROOSEVELT SCHOLARSHIP FND

% OF YEAR COMPLETED: 41.67

DEPARTMENTAL EXPENDITURES	ORIGINAL BUDGET	AMENDED BUDGET	CURRENT PERIOD	YEAR TO DATE BALANCE	PRIOR YEAR YTD BALANCE	TOTAL ENCUMBERED	% OF BUDGET	BUDGET BALANCE
00-GENERAL EXPENDITURES								
SALARIES & BENEFITS								
11-500-050 EXPENDITURES-MISCELLANEOUS	0	0	0.00	0.00	0.00	0.00	0.00	0.00
11-500-060 MISC-SETUP 501.c3	0	0	0.00	0.00	0.00	0.00	0.00	0.00
TOTAL SALARIES & BENEFITS	0	0	0.00	0.00	0.00	0.00	0.00	0.00
CAPITAL EXPENSES								
11-500-800 CAPITAL EXPENDITURES	0	0	0.00	0.00	0.00	0.00	0.00	0.00
TOTAL CAPITAL EXPENSES	0	0	0.00	0.00	0.00	0.00	0.00	0.00
TOTAL 00-GENERAL EXPENDITURES	0	0	0.00	0.00	0.00	0.00	0.00	0.00
TOTAL EXPENDITURES	0	0	0.00	0.00	0.00	0.00	0.00	0.00
REVENUE OVER/(UNDER) EXPENDITURES	0	0	0.00	0.00	0.00	0.00	0.00	0.00

BALANCE SHEET
AS OF: FEBRUARY 28TH, 2022

14 -COURT TECHNOLOGY FUND

ACCOUNT #	ACCOUNT DESCRIPTION	BALANCE		
ASSETS				
14-1102	CLAIM ON CASH	20,358.93		
14-1105	CASH - SAVINGS	21,608.13		
14-1315	DUE FROM GENERAL FUND	0.00		
			41,967.06	
	TOTAL ASSETS			41,967.06
LIABILITIES				
14-2315	DUE TO GENERAL FUND	0.00		
14-2400	A/P PENDING	0.00		
	TOTAL LIABILITIES		0.00	
EQUITY				
14-3201	FUND BALANCE	40,209.17		
	TOTAL BEGINNING EQUITY	40,209.17		
	TOTAL REVENUE	8,190.01		
	TOTAL EXPENSES	6,432.12		
	TOTAL INCREASE/(DECREASE) IN FUND BAL.	1,757.89		
	TOTAL EQUITY & FUND BALANCE		41,967.06	
	TOTAL LIABILITIES, EQUITY & FUND BALANCE			41,967.06

REVENUE & EXPENSE REPORT (UNAUDITED)
AS OF: FEBRUARY 28TH, 2022

14 -COURT TECHNOLOGY FUND

% OF YEAR COMPLETED: 41.67

	ORIGINAL BUDGET	AMENDED BUDGET	CURRENT PERIOD	YEAR TO DATE BALANCE	PRIOR YEAR YTD BALANCE	TOTAL ENCUMBERED	% OF BUDGET	BUDGET BALANCE
REVENUE SUMMARY								
ALL REVENUES	15,510	15,510	1,636.70	8,190.01	3,979.31	0.00	52.80	7,319.99
TOTAL REVENUES	15,510	15,510	1,636.70	8,190.01	3,979.31	0.00	52.80	7,319.99
EXPENDITURE SUMMARY								
00-GENERAL EXPENDITURES								
SALARIES & BENEFITS	5,000	5,000	0.00	3,839.12	375.00	910.00	94.98	250.88
CAPITAL EXPENSES	10,000	10,000	0.00	2,593.00	0.00	0.00	25.93	7,407.00
TOTAL 00-GENERAL EXPENDITURES	15,000	15,000	0.00	6,432.12	375.00	910.00	48.95	7,657.88
TOTAL EXPENDITURES	15,000	15,000	0.00	6,432.12	375.00	910.00	48.95	7,657.88
REVENUE OVER/(UNDER) EXPENDITURES	510	510	1,636.70	1,757.89	3,604.31	(910.00)	166.25	(337.89)

REVENUE & EXPENSE REPORT (UNAUDITED)
AS OF: FEBRUARY 28TH, 2022

14 -COURT TECHNOLOGY FUND

% OF YEAR COMPLETED: 41.67

REVENUES	ORIGINAL BUDGET	AMENDED BUDGET	CURRENT PERIOD	YEAR TO DATE BALANCE	PRIOR YEAR YTD BALANCE	TOTAL ENCUMBERED	% OF BUDGET	BUDGET BALANCE
14-4101 INCOME-COURT TECHNOLOGY FEES	15,500	15,500	1,636.55	8,189.19	3,978.51	0.00	52.83	7,310.81
14-4115 INCOME - INTEREST	10	10	0.15	0.82	0.80	0.00	8.20	9.18
TOTAL REVENUES	15,510	15,510	1,636.70	8,190.01	3,979.31	0.00	52.80	7,319.99

REVENUE & EXPENSE REPORT (UNAUDITED)
AS OF: FEBRUARY 28TH, 2022

14 -COURT TECHNOLOGY FUND

% OF YEAR COMPLETED: 41.67

DEPARTMENTAL EXPENDITURES	ORIGINAL BUDGET	AMENDED BUDGET	CURRENT PERIOD	YEAR TO DATE BALANCE	PRIOR YEAR YTD BALANCE	TOTAL ENCUMBERED	% OF BUDGET	BUDGET BALANCE
00-GENERAL EXPENDITURES								
SALARIES & BENEFITS								
14-500-050 MISCELLANEOUS	5,000	5,000	0.00	3,839.12	375.00	910.00	94.98	250.88
TOTAL SALARIES & BENEFITS	5,000	5,000	0.00	3,839.12	375.00	910.00	94.98	250.88
CAPITAL EXPENSES								
14-500-800 CAPITAL EXPENDITURES	10,000	10,000	0.00	2,593.00	0.00	0.00	25.93	7,407.00
TOTAL CAPITAL EXPENSES	10,000	10,000	0.00	2,593.00	0.00	0.00	25.93	7,407.00
TOTAL 00-GENERAL EXPENDITURES	15,000	15,000	0.00	6,432.12	375.00	910.00	48.95	7,657.88
TOTAL EXPENDITURES	15,000	15,000	0.00	6,432.12	375.00	910.00	48.95	7,657.88
REVENUE OVER/(UNDER) EXPENDITURES	510	510	1,636.70	1,757.89	3,604.31	(910.00)	166.25	(337.89)

BALANCE SHEET
AS OF: FEBRUARY 28TH, 2022

15 -COURT BLDG. SECURITY FUND

ACCOUNT #	ACCOUNT DESCRIPTION	BALANCE		
ASSETS				
15-1102	CLAIM ON CASH	5,408.54		
15-1105	CASH - SAVINGS	734.12		
15-1315	DUE FROM GENERAL FUND	0.00		
			6,142.66	
	TOTAL ASSETS			6,142.66
LIABILITIES				
15-2315	DUE TO GENERAL FUND	0.00		
15-2400	A/P PENDING	0.00		
	TOTAL LIABILITIES		0.00	
EQUITY				
15-3201	FUND BALANCE	6,761.66		
	TOTAL BEGINNING EQUITY	6,761.66		
	TOTAL REVENUE	8,036.00		
	TOTAL EXPENSES	8,655.00		
	TOTAL INCREASE/(DECREASE) IN FUND BAL.	(619.00)		
	TOTAL EQUITY & FUND BALANCE		6,142.66	
	TOTAL LIABILITIES, EQUITY & FUND BALANCE			6,142.66

REVENUE & EXPENSE REPORT (UNAUDITED)
AS OF: FEBRUARY 28TH, 2022

15 -COURT BLDG. SECURITY FUND

% OF YEAR COMPLETED: 41.67

	ORIGINAL BUDGET	AMENDED BUDGET	CURRENT PERIOD	YEAR TO DATE BALANCE	PRIOR YEAR YTD BALANCE	TOTAL ENCUMBERED	% OF BUDGET	BUDGET BALANCE
REVENUE SUMMARY								
ALL REVENUES	14,432	14,432	1,898.67	8,036.00	4,536.69	0.00	55.68	6,396.00
TOTAL REVENUES	14,432	14,432	1,898.67	8,036.00	4,536.69	0.00	55.68	6,396.00
EXPENDITURE SUMMARY								
00-GENERAL EXPENDITURES								
SALARIES & BENEFITS	2,500	2,500	0.00	0.00	0.00	0.00	0.00	2,500.00
CAPITAL EXPENSES	5,000	5,000	0.00	8,655.00	0.00	0.00	173.10	(3,655.00)
TOTAL 00-GENERAL EXPENDITURES	7,500	7,500	0.00	8,655.00	0.00	0.00	115.40	(1,155.00)
TOTAL EXPENDITURES	7,500	7,500	0.00	8,655.00	0.00	0.00	115.40	(1,155.00)
REVENUE OVER/(UNDER) EXPENDITURES	6,932	6,932	1,898.67	(619.00)	4,536.69	0.00	8.93-	7,551.00

REVENUE & EXPENSE REPORT (UNAUDITED)
AS OF: FEBRUARY 28TH, 2022

15 -COURT BLDG. SECURITY FUND

% OF YEAR COMPLETED: 41.67

REVENUES	ORIGINAL BUDGET	AMENDED BUDGET	CURRENT PERIOD	YEAR TO DATE BALANCE	PRIOR YEAR YTD BALANCE	TOTAL ENCUMBERED	% OF BUDGET	BUDGET BALANCE
15-4101 INCOME-COURT BLDG SECURITY FEE	14,432	14,432	1,898.66	8,035.95	4,536.64	0.00	55.68	6,396.05
15-4115 INCOME - INTEREST	0	0	0.01	0.05	0.05	0.00	0.00	(0.05)
15-4120 TRANSFER FROM GENERAL FUND	0	0	0.00	0.00	0.00	0.00	0.00	0.00
TOTAL REVENUES	14,432	14,432	1,898.67	8,036.00	4,536.69	0.00	55.68	6,396.00

REVENUE & EXPENSE REPORT (UNAUDITED)
AS OF: FEBRUARY 28TH, 2022

15 -COURT BLDG. SECURITY FUND

% OF YEAR COMPLETED: 41.67

DEPARTMENTAL EXPENDITURES	ORIGINAL BUDGET	AMENDED BUDGET	CURRENT PERIOD	YEAR TO DATE BALANCE	PRIOR YEAR YTD BALANCE	TOTAL ENCUMBERED	% OF BUDGET	BUDGET BALANCE
00-GENERAL EXPENDITURES								
SALARIES & BENEFITS								
15-500-050 MISCELLANEOUS	2,500	2,500	0.00	0.00	0.00	0.00	0.00	2,500.00
TOTAL SALARIES & BENEFITS	2,500	2,500	0.00	0.00	0.00	0.00	0.00	2,500.00
CAPITAL EXPENSES								
15-500-800 CAPITAL EXPENDITURES	5,000	5,000	0.00	8,655.00	0.00	0.00	173.10	(3,655.00)
TOTAL CAPITAL EXPENSES	5,000	5,000	0.00	8,655.00	0.00	0.00	173.10	(3,655.00)
TOTAL 00-GENERAL EXPENDITURES	7,500	7,500	0.00	8,655.00	0.00	0.00	115.40	(1,155.00)
TOTAL EXPENDITURES	7,500	7,500	0.00	8,655.00	0.00	0.00	115.40	(1,155.00)
REVENUE OVER/(UNDER) EXPENDITURES	6,932	6,932	1,898.67	(619.00)	4,536.69	0.00	8.93-	7,551.00

BALANCE SHEET
AS OF: FEBRUARY 28TH, 2022

16 -HOTEL/MOTEL TAX FUND

ACCOUNT #	ACCOUNT DESCRIPTION	BALANCE		
ASSETS				
16-1102	CLAIM ON CASH	10,425.90		
16-1105	SAVINGS	234,925.32		
16-1115	INVESTMENTS	0.00		
16-1315	DUE FROM GENERAL FUND	0.00		
16-1357	DUE FROM TEXAS TAX NOTE FUND	0.00		
16-1515	A/R - ACCRUED INTEREST	0.00		
16-1550	A/R - MISCELLANEOUS	0.00		
			245,351.22	
	TOTAL ASSETS			245,351.22
LIABILITIES				
16-2315	DUE TO GENERAL FUND	0.00		
16-2357	DUE TO TEXAS TAX NOTES FUND	0.00		
16-2375	DUE TO EDC FUND	0.00		
16-2400	A/P PENDING	0.00		
	TOTAL LIABILITIES		0.00	
EQUITY				
16-3201	FUND BALANCE	157,226.95		
	TOTAL BEGINNING EQUITY	157,226.95		
	TOTAL REVENUE	88,124.27		
	TOTAL EXPENSES	0.00		
	TOTAL INCREASE/(DECREASE) IN FUND BAL.	88,124.27		
	TOTAL EQUITY & FUND BALANCE		245,351.22	
	TOTAL LIABILITIES, EQUITY & FUND BALANCE			245,351.22

REVENUE & EXPENSE REPORT (UNAUDITED)
AS OF: FEBRUARY 28TH, 2022

16 -HOTEL/MOTEL TAX FUND

% OF YEAR COMPLETED: 41.67

	ORIGINAL BUDGET	AMENDED BUDGET	CURRENT PERIOD	YEAR TO DATE BALANCE	PRIOR YEAR YTD BALANCE	TOTAL ENCUMBERED	% OF BUDGET	BUDGET BALANCE
REVENUE SUMMARY								
ALL REVENUES	294,717	294,717	20,163.93	88,124.27	52,122.54	0.00	29.90	206,592.37
TOTAL REVENUES	294,717	294,717	20,163.93	88,124.27	52,122.54	0.00	29.90	206,592.37
EXPENDITURE SUMMARY								
00-GENERAL EXPENDITURES								
SALARIES & BENEFITS	0	0	0.00	0.00	0.00	0.00	0.00	0.00
OTHER EXPENSES	285,000	285,000	0.00	0.00	0.00	0.00	0.00	285,000.00
CAPITAL EXPENSES	0	0	0.00	0.00	0.00	0.00	0.00	0.00
TOTAL 00-GENERAL EXPENDITURES	285,000	285,000	0.00	0.00	0.00	0.00	0.00	285,000.00
TOTAL EXPENDITURES	285,000	285,000	0.00	0.00	0.00	0.00	0.00	285,000.00
REVENUE OVER/(UNDER) EXPENDITURES	9,717	9,717	20,163.93	88,124.27	52,122.54	0.00	906.94	(78,407.63)

REVENUE & EXPENSE REPORT (UNAUDITED)
AS OF: FEBRUARY 28TH, 2022

16 -HOTEL/MOTEL TAX FUND

% OF YEAR COMPLETED: 41.67

REVENUES	ORIGINAL BUDGET	AMENDED BUDGET	CURRENT PERIOD	YEAR TO DATE BALANCE	PRIOR YEAR YTD BALANCE	TOTAL ENCUMBERED	% OF BUDGET	BUDGET BALANCE
16-4101 INCOME-HOT	294,687	294,687	20,162.25	88,117.02	52,114.13	0.00	29.90	206,569.62
16-4105 INCOME-OTHER	0	0	0.00	0.00	0.00	0.00	0.00	0.00
16-4115 INCOME-INTEREST	30	30	1.68	7.25	8.41	0.00	24.17	22.75
TOTAL REVENUES	294,717	294,717	20,163.93	88,124.27	52,122.54	0.00	29.90	206,592.37

REVENUE & EXPENSE REPORT (UNAUDITED)
AS OF: FEBRUARY 28TH, 2022

16 -HOTEL/MOTEL TAX FUND

% OF YEAR COMPLETED: 41.67

DEPARTMENTAL EXPENDITURES	ORIGINAL BUDGET	AMENDED BUDGET	CURRENT PERIOD	YEAR TO DATE BALANCE	PRIOR YEAR YTD BALANCE	TOTAL ENCUMBERED	% OF BUDGET	BUDGET BALANCE
00-GENERAL EXPENDITURES								
SALARIES & BENEFITS								
16-500-040 ADVERTISING & PROMOTION	0	0	0.00	0.00	0.00	0.00	0.00	0.00
16-500-050 MISCELLANEOUS	0	0	0.00	0.00	0.00	0.00	0.00	0.00
TOTAL SALARIES & BENEFITS	0	0	0.00	0.00	0.00	0.00	0.00	0.00
OTHER EXPENSES								
16-500-501 TRANSFER TO GENERAL FUND	285,000	285,000	0.00	0.00	0.00	0.00	0.00	285,000.00
TOTAL OTHER EXPENSES	285,000	285,000	0.00	0.00	0.00	0.00	0.00	285,000.00
CAPITAL EXPENSES								
16-500-800 CAPITAL EXPENDITURES	0	0	0.00	0.00	0.00	0.00	0.00	0.00
TOTAL CAPITAL EXPENSES	0	0	0.00	0.00	0.00	0.00	0.00	0.00
TOTAL 00-GENERAL EXPENDITURES	285,000	285,000	0.00	0.00	0.00	0.00	0.00	285,000.00
TOTAL EXPENDITURES	285,000	285,000	0.00	0.00	0.00	0.00	0.00	285,000.00
REVENUE OVER/(UNDER) EXPENDITURES	9,717	9,717	20,163.93	88,124.27	52,122.54	0.00	906.94	(78,407.63)

BALANCE SHEET
AS OF: FEBRUARY 28TH, 2022

17 -DEBT SERVICE

ACCOUNT #	ACCOUNT DESCRIPTION	BALANCE		
ASSETS				
17-1102	CLAIM ON CASH	76,078.43		
17-1105	SAVINGS	0.00		
17-1115	INVESTMENTS	0.00		
17-1315	DUE FROM GENERAL FUND	0.00		
17-1316	DUE FROM 2019A BOND	0.00		
17-1356	DUE FROM HOTEL/MOTEL TAX FND	0.00		
17-1501	A/R - ADVALOREM TAXES	8,200.68		
17-1505	ALLOW FOR DOUBTFUL ACCTS	(1,230.10)		
17-1515	A/R - ACCRUED INTEREST	0.00		
17-1550	A/R - MISCELLANEOUS	598.36		
			83,647.37	
	TOTAL ASSETS			83,647.37
LIABILITIES				
17-2315	DUE TO GENERAL FUND	0.00		
17-2316	ACCRUED INTEREST	0.00		
17-2356	DUE TO HOTEL/MOTEL TAX FUND	0.00		
17-2400	A/P PENDING	0.00		
17-2501	DEFFERED REVENUE - TAXES	6,970.58		
	TOTAL LIABILITIES		6,970.58	
EQUITY				
17-3201	FUND BALANCE	16,095.09		
	TOTAL BEGINNING EQUITY	16,095.09		
	TOTAL REVENUE	557,331.70		
	TOTAL EXPENSES	496,750.00		
	TOTAL INCREASE/(DECREASE) IN FUND BAL.	60,581.70		
	TOTAL EQUITY & FUND BALANCE		76,676.79	
	TOTAL LIABILITIES, EQUITY & FUND BALANCE			83,647.37

REVENUE & EXPENSE REPORT (UNAUDITED)
AS OF: FEBRUARY 28TH, 2022

17 -DEBT SERVICE

% OF YEAR COMPLETED: 41.67

	ORIGINAL BUDGET	AMENDED BUDGET	CURRENT PERIOD	YEAR TO DATE BALANCE	PRIOR YEAR YTD BALANCE	TOTAL ENCUMBERED	% OF BUDGET	BUDGET BALANCE
REVENUE SUMMARY								
ALL REVENUES	665,000	665,000	0.00	557,331.70	394,376.68	0.00	83.81	107,668.30
TOTAL REVENUES	665,000	665,000	0.00	557,331.70	394,376.68	0.00	83.81	107,668.30
EXPENDITURE SUMMARY								
00-GENERAL EXPENDITURES								
OTHER EXPENSES	660,375	660,375	496,750.00	496,750.00	489,500.00	0.00	75.22	163,625.00
TOTAL 00-GENERAL EXPENDITURES	660,375	660,375	496,750.00	496,750.00	489,500.00	0.00	75.22	163,625.00
TOTAL EXPENDITURES	660,375	660,375	496,750.00	496,750.00	489,500.00	0.00	75.22	163,625.00
REVENUE OVER/(UNDER) EXPENDITURES	4,625	4,625	(496,750.00)	60,581.70	(95,123.32)	0.00	1,309.87	(55,956.70)

REVENUE & EXPENSE REPORT (UNAUDITED)
AS OF: FEBRUARY 28TH, 2022

17 -DEBT SERVICE

% OF YEAR COMPLETED: 41.67

REVENUES	ORIGINAL BUDGET	AMENDED BUDGET	CURRENT PERIOD	YEAR TO DATE BALANCE	PRIOR YEAR YTD BALANCE	TOTAL ENCUMBERED	% OF BUDGET	BUDGET BALANCE
17-4101 INCOME - TAX NOTES PROCEEDS	0	0	0.00	0.00	0.00	0.00	0.00	0.00
17-4105 INCOME - OTHER	0	0	0.00	0.00	0.00	0.00	0.00	0.00
17-4115 INCOME - INTEREST	0	0	0.00	0.00	0.00	0.00	0.00	0.00
17-4116 INCOME - SALES TAX (.25)	0	0	0.00	0.00	0.00	0.00	0.00	0.00
17-4117 AD VALOREM TAX (I&S)	665,000	665,000	0.00	557,331.70	394,376.68	0.00	83.81	107,668.30
TOTAL REVENUES	665,000	665,000	0.00	557,331.70	394,376.68	0.00	83.81	107,668.30

REVENUE & EXPENSE REPORT (UNAUDITED)
AS OF: FEBRUARY 28TH, 2022

17 -DEBT SERVICE

% OF YEAR COMPLETED: 41.67

DEPARTMENTAL EXPENDITURES	ORIGINAL BUDGET	AMENDED BUDGET	CURRENT PERIOD	YEAR TO DATE BALANCE	PRIOR YEAR YTD BALANCE	TOTAL ENCUMBERED	% OF BUDGET	BUDGET BALANCE
00-GENERAL EXPENDITURES								
OTHER EXPENSES								
17-500-211 GO SERIES 2019 A PRINCIPAL E	230,000	230,000	230,000.00	230,000.00	220,000.00	0.00	100.00	0.00
17-500-212 GO SERIES 2019 A INTEREST EX	264,050	264,050	134,900.00	134,900.00	140,400.00	0.00	51.09	129,150.00
17-500-213 GO SERIES 2019 B PRINCIPAL E	95,000	95,000	95,000.00	95,000.00	90,000.00	0.00	100.00	0.00
17-500-214 GO SERIES 2019 B INTEREST EX	71,325	71,325	36,850.00	36,850.00	39,100.00	0.00	51.66	34,475.00
17-500-351 GO SERIES 2019 A ISSUANCE CO	0	0	0.00	0.00	0.00	0.00	0.00	0.00
17-500-352 GO SERIES 2019 B ISSUANCE CO	0	0	0.00	0.00	0.00	0.00	0.00	0.00
17-500-400 PAY AGENT/REGISTRAR FEES	0	0	0.00	0.00	0.00	0.00	0.00	0.00
TOTAL OTHER EXPENSES	660,375	660,375	496,750.00	496,750.00	489,500.00	0.00	75.22	163,625.00
TOTAL 00-GENERAL EXPENDITURES	660,375	660,375	496,750.00	496,750.00	489,500.00	0.00	75.22	163,625.00
TOTAL EXPENDITURES	660,375	660,375	496,750.00	496,750.00	489,500.00	0.00	75.22	163,625.00
REVENUE OVER/(UNDER) EXPENDITURES	4,625	4,625	(496,750.00)	60,581.70	(95,123.32)	0.00	1,309.87	(55,956.70)

BALANCE SHEET
AS OF: FEBRUARY 28TH, 2022

18 -WCC&PD FUND

ACCOUNT #	ACCOUNT DESCRIPTION	BALANCE		
ASSETS				
18-1102	CLAIM ON CASH	(221,868.52)		
18-1105	CASH - SAVINGS	756,192.11		
18-1210	PREPAID MAINTENANCE	0.00		
18-1315	DUE FROM GENERAL FUND	0.00		
18-1510	A/R-SALES TAX	0.00		
18-1515	A/R - MISC.	0.00		
			534,323.59	
	TOTAL ASSETS			534,323.59
LIABILITIES				
18-2200	WAGES PAYABLE	0.00		
18-2230	TMRS PAYABLE	0.00		
18-2250	INSURANCE A/P	0.40		
18-2315	DUE TO GENERAL FUND	0.00		
18-2400	A/P PENDING	0.00		
18-2410	A/P - SALES TAX	0.00		
18-2451	A/P SALES TAX PAYBACK	0.00		
	TOTAL LIABILITIES		0.40	
EQUITY				
18-3201	FUND BALANCE	671,688.12		
	TOTAL BEGINNING EQUITY	671,688.12		
	TOTAL REVENUE	375,403.30		
	TOTAL EXPENSES	512,768.23		
	TOTAL INCREASE/(DECREASE) IN FUND BAL.	(137,364.93)		
	TOTAL EQUITY & FUND BALANCE		534,323.19	
	TOTAL LIABILITIES, EQUITY & FUND BALANCE			534,323.59

REVENUE & EXPENSE REPORT (UNAUDITED)
AS OF: FEBRUARY 28TH, 2022

18 -WCC&PD FUND

% OF YEAR COMPLETED: 41.67

	ORIGINAL BUDGET	AMENDED BUDGET	CURRENT PERIOD	YEAR TO DATE BALANCE	PRIOR YEAR YTD BALANCE	TOTAL ENCUMBERED	% OF BUDGET	BUDGET BALANCE
REVENUE SUMMARY								
ALL REVENUES	1,030,595	1,030,595	121,704.41	375,403.30	266,223.51	0.00	36.43	655,191.36
TOTAL REVENUES	1,030,595	1,030,595	121,704.41	375,403.30	266,223.51	0.00	36.43	655,191.36
EXPENDITURE SUMMARY								
00-GENERAL EXPENDITURES								
SALARIES & BENEFITS	912,978	912,978	57,470.81	274,819.95	235,185.40	0.00	30.10	638,158.52
OTHER EXPENSES	119,400	119,400	2,250.00	73,972.00	2,641.00	0.00	61.95	45,428.00
CAPITAL EXPENSES	65,000	65,000	4,177.38	163,976.28	63,086.67	6,509.95	262.29	(105,486.23)
OTHER INCOME/EXPENSES	53,000	53,000	0.00	0.00	0.00	0.00	0.00	53,000.00
TOTAL 00-GENERAL EXPENDITURES	1,150,378	1,150,378	63,898.19	512,768.23	300,913.07	6,509.95	45.14	631,100.29
TOTAL EXPENDITURES	1,150,378	1,150,378	63,898.19	512,768.23	300,913.07	6,509.95	45.14	631,100.29
REVENUE OVER/(UNDER) EXPENDITURES	(119,784)	(119,784)	57,806.22	(137,364.93)	(34,689.56)	(6,509.95)	120.11	24,091.07

REVENUE & EXPENSE REPORT (UNAUDITED)
AS OF: FEBRUARY 28TH, 2022

18 -WCC&PD FUND

% OF YEAR COMPLETED: 41.67

REVENUES	ORIGINAL BUDGET	AMENDED BUDGET	CURRENT PERIOD	YEAR TO DATE BALANCE	PRIOR YEAR YTD BALANCE	TOTAL ENCUMBERED	% OF BUDGET	BUDGET BALANCE
18-4101 INCOME - SALES TAX	1,030,545	1,030,545	121,699.49	311,057.59	266,208.80	0.00	30.18	719,487.07
18-4102 INCOME-K9 DONATIONS	0	0	0.00	0.00	0.00	0.00	0.00	0.00
18-4105 INCOME - OTHER	0	0	0.00	64,320.74	0.00	0.00	0.00	(64,320.74)
18-4115 INCOME - INTEREST	50	50	4.92	24.97	14.71	0.00	49.94	25.03
18-4120 PROCEEDS FROM GUN SALES	0	0	0.00	0.00	0.00	0.00	0.00	0.00
18-4900 PROCEEDS FROM CAPITAL LEASE	0	0	0.00	0.00	0.00	0.00	0.00	0.00
TOTAL REVENUES	1,030,595	1,030,595	121,704.41	375,403.30	266,223.51	0.00	36.43	655,191.36

REVENUE & EXPENSE REPORT (UNAUDITED)
AS OF: FEBRUARY 28TH, 2022

18 -WCC&PD FUND

% OF YEAR COMPLETED: 41.67

DEPARTMENTAL EXPENDITURES	ORIGINAL BUDGET	AMENDED BUDGET	CURRENT PERIOD	YEAR TO DATE BALANCE	PRIOR YEAR YTD BALANCE	TOTAL ENCUMBERED	% OF BUDGET	BUDGET BALANCE
00-GENERAL EXPENDITURES								
SALARIES & BENEFITS								
18-500-009 SALARIES	611,133	611,133	39,460.99	181,146.00	155,893.20	0.00	29.64	429,987.00
18-500-010 ADMINISTRATIVE EXPENSE	0	0	0.00	0.00	0.00	0.00	0.00	0.00
18-500-011 LONGEVITY	0	0	0.00	0.00	0.00	0.00	0.00	0.00
18-500-013 STIPEND	0	0	0.00	0.00	0.00	0.00	0.00	0.00
18-500-014 SPECIAL ASSIGNMENT PAY K-9	4,500	4,500	0.00	0.00	1,780.25	0.00	0.00	4,500.00
18-500-015 INCENTIVE PAY-BILING & SHIFT	1,200	1,200	121.26	536.01	756.37	0.00	44.67	663.99
18-500-017 CERTIFICATION PAY	3,500	3,500	276.96	1,394.69	768.23	0.00	39.85	2,105.31
18-500-018 EDUCATION PAY	1,200	1,200	150.02	522.60	402.25	0.00	43.55	677.40
18-500-019 TUITION REIMBURSEMENT	0	0	0.00	0.00	0.00	0.00	0.00	0.00
18-500-020 OVERTIME	22,200	22,200	1,383.16	15,408.41	20,052.09	0.00	69.41	6,791.59
18-500-021 7K HOURS	18,420	18,420	689.71	2,885.86	2,925.60	0.00	15.67	15,533.68
18-500-026 HAZARDOUS DUTY PAY	3,600	3,600	295.41	1,425.94	1,257.34	0.00	39.61	2,174.06
18-500-030 SOCIAL SECURITY	51,940	51,940	3,161.87	15,151.92	13,748.40	0.00	29.17	36,787.97
18-500-040 HEALTH INSURANCE	111,141	111,141	5,472.03	26,700.18	19,925.75	0.00	24.02	84,440.46
18-500-050 RETIREMENT	50,808	50,808	3,046.95	14,618.68	13,534.17	0.00	28.77	36,189.43
18-500-060 WORKERS COMPENSATION	30,313	30,313	2,528.62	12,632.44	3,117.13	0.00	41.67	17,680.85
18-500-070 UNEMPLOYMENT COMPENSATION	3,024	3,024	883.83	2,397.22	1,024.62	0.00	79.27	626.78
TOTAL SALARIES & BENEFITS	912,978	912,978	57,470.81	274,819.95	235,185.40	0.00	30.10	638,158.52
OTHER EXPENSES								
18-500-120 DUES & SUBSCRIPTIONS	0	0	0.00	0.00	0.00	0.00	0.00	0.00
18-500-130 BONDS & TRAINING	0	0	0.00	0.00	0.00	0.00	0.00	0.00
18-500-250 LEGAL EXPENSE	0	0	0.00	0.00	0.00	0.00	0.00	0.00
18-500-290 AUDIT	10,000	10,000	0.00	0.00	0.00	0.00	0.00	10,000.00
18-500-325 SALES TAX COLLECTION SERVICE	10,000	10,000	0.00	71,722.00	2,641.00	0.00	717.22	(61,722.00)
18-500-420 OFFICE SUPPLIES/FURNITURE	0	0	0.00	0.00	0.00	0.00	0.00	0.00
18-500-430 JUVENILE PROG.FEES & SUPPLIE	0	0	0.00	0.00	0.00	0.00	0.00	0.00
18-500-431 MISCELLANEOUS SUPPLIES	0	0	0.00	0.00	0.00	0.00	0.00	0.00
18-500-433 IT SOFWARE HARDWARE&SUPPLIES	0	0	0.00	0.00	0.00	0.00	0.00	0.00
18-500-435 K-9 PROGRAM EXPENSES	0	0	0.00	0.00	0.00	0.00	0.00	0.00
18-500-440 ELECTION EXPENSE	0	0	0.00	0.00	0.00	0.00	0.00	0.00
18-500-450 SYSTEM ACCESS FEE	0	0	0.00	0.00	0.00	0.00	0.00	0.00
18-500-480 UNIFORMS	0	0	0.00	0.00	0.00	0.00	0.00	0.00
18-500-485 WEAPONS & AMMUNITION	0	0	0.00	0.00	0.00	0.00	0.00	0.00
18-500-486 PERSONAL PROTECTIVE EQUIPMEN	0	0	0.00	0.00	0.00	0.00	0.00	0.00
18-500-487 VEHICLE EQUIPMENT	0	0	0.00	0.00	0.00	0.00	0.00	0.00
18-500-488 EMERGENCY SERVICES	0	0	0.00	0.00	0.00	0.00	0.00	0.00
18-500-489 COMMUNITY SERVICES	0	0	0.00	0.00	0.00	0.00	0.00	0.00
18-500-490 MEMORIAL SERVICES	0	0	0.00	0.00	0.00	0.00	0.00	0.00
18-500-500 MISC. CRIME PREVENTION	0	0	0.00	0.00	0.00	0.00	0.00	0.00
18-500-515 DEBT SERVICE - PRINCIPAL	0	0	0.00	0.00	0.00	0.00	0.00	0.00
18-500-516 DEBT SERVICE - PRINCIPAL	0	0	0.00	0.00	0.00	0.00	0.00	0.00
18-500-517 MAINTENANCE ON EQUIPMENT	99,400	99,400	2,250.00	2,250.00	0.00	0.00	2.26	97,150.00
18-500-518 DEBT SERVICE - INTEREST	0	0	0.00	0.00	0.00	0.00	0.00	0.00
18-500-520 BICYCLE PARTS & MAINTENANCE	0	0	0.00	0.00	0.00	0.00	0.00	0.00
TOTAL OTHER EXPENSES	119,400	119,400	2,250.00	73,972.00	2,641.00	0.00	61.95	45,428.00

REVENUE & EXPENSE REPORT (UNAUDITED)
AS OF: FEBRUARY 28TH, 2022

18 -WCC&PD FUND

% OF YEAR COMPLETED: 41.67

DEPARTMENTAL EXPENDITURES	ORIGINAL BUDGET	AMENDED BUDGET	CURRENT PERIOD	YEAR TO DATE BALANCE	PRIOR YEAR YTD BALANCE	TOTAL ENCUMBERED	% OF BUDGET	BUDGET BALANCE
CAPITAL EXPENSES								
18-500-800 CAPITAL EXPENDITURES	65,000	65,000	4,177.38	163,976.28	63,086.67	6,509.95	262.29	(105,486.23)
TOTAL CAPITAL EXPENSES	65,000	65,000	4,177.38	163,976.28	63,086.67	6,509.95	262.29	(105,486.23)
OTHER INCOME/EXPENSES								
18-500-900 PRIOR PERIOD ADJUSTMENTS	0	0	0.00	0.00	0.00	0.00	0.00	0.00
18-500-901 TRANSFER TO GEN FUND	53,000	53,000	0.00	0.00	0.00	0.00	0.00	53,000.00
TOTAL OTHER INCOME/EXPENSES	53,000	53,000	0.00	0.00	0.00	0.00	0.00	53,000.00
TOTAL 00-GENERAL EXPENDITURES	1,150,378	1,150,378	63,898.19	512,768.23	300,913.07	6,509.95	45.14	631,100.29
TOTAL EXPENDITURES	1,150,378	1,150,378	63,898.19	512,768.23	300,913.07	6,509.95	45.14	631,100.29
REVENUE OVER/(UNDER) EXPENDITURES	(119,784)	(119,784)	57,806.22	(137,364.93)	(34,689.56)	(6,509.95)	120.11	24,091.07

BALANCE SHEET
AS OF: FEBRUARY 28TH, 2022

19 -CAPITAL PROJECTS STREETS

ACCOUNT #	ACCOUNT DESCRIPTION	BALANCE		
ASSETS				
19-1102	CLAIM ON CASH	268,437.94		
19-1105	CASH - SAVINGS	24,933.37		
19-1115	INVESTMENTS-TEXPOOL #159000002	10,861.67		
19-1116	INVESTMENTS-TEXPOOL#159000001	8,312.88		
19-1204	PREPAID SALES TAX	0.26		
19-1315	DUE FROM GENERAL FUND	0.00		
19-1510	A/R-SALES TAX	(90.04)		
			312,456.08	
	TOTAL ASSETS			312,456.08
LIABILITIES				
19-2315	DUE TO GENERAL FUND	0.00		
19-2400	A/P PENDING	0.00		
19-2410	A/P - SALES TAX	0.00		
19-2441	Construction Retainage	2,495.47		
19-2451	A/P SALES TAX PAYBACK	0.00		
	TOTAL LIABILITIES		2,495.47	
EQUITY				
19-3201	FUND BALANCE	53,859.11		
	TOTAL BEGINNING EQUITY	53,859.11		
	TOTAL REVENUE	263,301.25		
	TOTAL EXPENSES	7,199.75		
	TOTAL INCREASE/(DECREASE) IN FUND BAL.	256,101.50		
	TOTAL EQUITY & FUND BALANCE		309,960.61	
	TOTAL LIABILITIES, EQUITY & FUND BALANCE			312,456.08

REVENUE & EXPENSE REPORT (UNAUDITED)
AS OF: FEBRUARY 28TH, 2022

19 -CAPITAL PROJECTS STREETS

% OF YEAR COMPLETED: 41.67

	ORIGINAL BUDGET	AMENDED BUDGET	CURRENT PERIOD	YEAR TO DATE BALANCE	PRIOR YEAR YTD BALANCE	TOTAL ENCUMBERED	% OF BUDGET	BUDGET BALANCE
REVENUE SUMMARY								
ALL REVENUES	806,550	806,550	91,678.24	263,301.25	221,066.90	0.00	32.65	543,248.75
TOTAL REVENUES	806,550	806,550	91,678.24	263,301.25	221,066.90	0.00	32.65	543,248.75
EXPENDITURE SUMMARY								
00-GENERAL EXPENDITURES								
SALARIES & BENEFITS	5,000	5,000	0.00	0.00	0.00	0.00	0.00	5,000.00
OTHER EXPENSES	160,000	160,000	0.00	0.00	114,101.00	0.00	0.00	160,000.00
CAPITAL EXPENSES	640,000	640,000	0.00	7,199.75	712,386.99	0.00	1.12	632,800.25
OTHER INCOME/EXPENSES	0	0	0.00	0.00	0.00	0.00	0.00	0.00
TOTAL 00-GENERAL EXPENDITURES	805,000	805,000	0.00	7,199.75	826,487.99	0.00	0.89	797,800.25
TOTAL EXPENDITURES	805,000	805,000	0.00	7,199.75	826,487.99	0.00	0.89	797,800.25
REVENUE OVER/(UNDER) EXPENDITURES	1,550	1,550	91,678.24	256,101.50	(605,421.09)	0.00	6,522.68	(254,551.50)

REVENUE & EXPENSE REPORT (UNAUDITED)
AS OF: FEBRUARY 28TH, 2022

19 -CAPITAL PROJECTS STREETS

% OF YEAR COMPLETED: 41.67

REVENUES	ORIGINAL BUDGET	AMENDED BUDGET	CURRENT PERIOD	YEAR TO DATE BALANCE	PRIOR YEAR YTD BALANCE	TOTAL ENCUMBERED	% OF BUDGET	BUDGET BALANCE
19-4101 INCOME - TAX NOTES PROCEEDS	0	0	0.00	0.00	0.00	0.00	0.00	0.00
19-4105 TRANSFER FROM GENERAL FUND	0	0	0.00	0.00	0.00	0.00	0.00	0.00
19-4115 INCOME - INTEREST	10	10	(29,949.40)	(29,947.73)	5.17	0.00	9,477.30-	29,957.73
19-4116 INCOME-SALES TAX (.25)	806,540	806,540	121,627.64	293,248.98	221,061.73	0.00	36.36	513,291.02
19-4460 MISC. INCOME	0	0	0.00	0.00	0.00	0.00	0.00	0.00
TOTAL REVENUES	806,550	806,550	91,678.24	263,301.25	221,066.90	0.00	32.65	543,248.75

REVENUE & EXPENSE REPORT (UNAUDITED)
AS OF: FEBRUARY 28TH, 2022

19 -CAPITAL PROJECTS STREETS

% OF YEAR COMPLETED: 41.67

DEPARTMENTAL EXPENDITURES	ORIGINAL BUDGET	AMENDED BUDGET	CURRENT PERIOD	YEAR TO DATE BALANCE	PRIOR YEAR YTD BALANCE	TOTAL ENCUMBERED	% OF BUDGET	BUDGET BALANCE
00-GENERAL EXPENDITURES								
SALARIES & BENEFITS								
19-500-050 MISCELLANEOUS EXPENSE	5,000	5,000	0.00	0.00	0.00	0.00	0.00	5,000.00
TOTAL SALARIES & BENEFITS	5,000	5,000	0.00	0.00	0.00	0.00	0.00	5,000.00
OTHER EXPENSES								
19-500-320 ENGINEER/ARCHITECT	160,000	160,000	0.00	0.00	114,101.00	0.00	0.00	160,000.00
19-500-325 SALES TAX COLLECTION SERVICE	0	0	0.00	0.00	0.00	0.00	0.00	0.00
TOTAL OTHER EXPENSES	160,000	160,000	0.00	0.00	114,101.00	0.00	0.00	160,000.00
CAPITAL EXPENSES								
19-500-800 CAPITAL EXPENDITURES	640,000	640,000	0.00	7,199.75	712,386.99	0.00	1.12	632,800.25
19-500-810 STREET MAINTENANCE	0	0	0.00	0.00	0.00	0.00	0.00	0.00
TOTAL CAPITAL EXPENSES	640,000	640,000	0.00	7,199.75	712,386.99	0.00	1.12	632,800.25
OTHER INCOME/EXPENSES								
19-500-900 TRANSFER TO GENERAL FUND	0	0	0.00	0.00	0.00	0.00	0.00	0.00
TOTAL OTHER INCOME/EXPENSES	0	0	0.00	0.00	0.00	0.00	0.00	0.00
TOTAL 00-GENERAL EXPENDITURES	805,000	805,000	0.00	7,199.75	826,487.99	0.00	0.89	797,800.25
TOTAL EXPENDITURES	805,000	805,000	0.00	7,199.75	826,487.99	0.00	0.89	797,800.25
REVENUE OVER/(UNDER) EXPENDITURES	1,550	1,550	91,678.24	256,101.50	(605,421.09)	0.00	6,522.68	(254,551.50)

BALANCE SHEET
AS OF: FEBRUARY 28TH, 2022

20 -PUBLIC, EDUCATION&GOV.

ACCOUNT #	ACCOUNT DESCRIPTION	BALANCE		
ASSETS				
20-1102	CLAIM ON CASH	60,828.50		
20-1605	A/R - FRANCHISE	0.00		
			60,828.50	
	TOTAL ASSETS			60,828.50
LIABILITIES				
20-2400	A/P PENDING	0.00		
	TOTAL LIABILITIES		0.00	
EQUITY				
20-3201	FUND BALANCE	57,454.18		
	TOTAL BEGINNING EQUITY	57,454.18		
	TOTAL REVENUE	3,374.32		
	TOTAL EXPENSES	0.00		
	TOTAL INCREASE/(DECREASE) IN FUND BAL.	3,374.32		
	TOTAL EQUITY & FUND BALANCE		60,828.50	
	TOTAL LIABILITIES, EQUITY & FUND BALANCE			60,828.50

REVENUE & EXPENSE REPORT (UNAUDITED)
AS OF: FEBRUARY 28TH, 2022

20 -PUBLIC, EDUCATION&GOV.

% OF YEAR COMPLETED: 41.67

	ORIGINAL BUDGET	AMENDED BUDGET	CURRENT PERIOD	YEAR TO DATE BALANCE	PRIOR YEAR YTD BALANCE	TOTAL ENCUMBERED	% OF BUDGET	BUDGET BALANCE
REVENUE SUMMARY								
ALL REVENUES	13,700	13,700	3,374.32	3,374.32	7,001.41	0.00	24.63	10,325.68
TOTAL REVENUES	13,700	13,700	3,374.32	3,374.32	7,001.41	0.00	24.63	10,325.68
REVENUE OVER/(UNDER) EXPENDITURES	13,700	13,700	3,374.32	3,374.32	7,001.41	0.00	24.63	10,325.68

REVENUE & EXPENSE REPORT (UNAUDITED)
AS OF: FEBRUARY 28TH, 2022

20 -PUBLIC, EDUCATION&GOV.

% OF YEAR COMPLETED: 41.67

REVENUES	ORIGINAL BUDGET	AMENDED BUDGET	CURRENT PERIOD	YEAR TO DATE BALANCE	PRIOR YEAR YTD BALANCE	TOTAL ENCUMBERED	% OF BUDGET	BUDGET BALANCE
20-4105 INCOME OTHER	13,700	13,700	3,374.32	3,374.32	7,001.41	0.00	24.63	10,325.68
TOTAL REVENUES	13,700	13,700	3,374.32	3,374.32	7,001.41	0.00	24.63	10,325.68
REVENUE OVER/(UNDER) EXPENDITURES	13,700	13,700	3,374.32	3,374.32	7,001.41	0.00	24.63	10,325.68

BALANCE SHEET
AS OF: FEBRUARY 28TH, 2022

21 -2019 SERIES A

ACCOUNT #	ACCOUNT DESCRIPTION	BALANCE		
ASSETS				
21-1102	CLAIM ON CASH	389,274.57		
21-1105	CASH	3,875,069.70		
			4,264,344.27	
	TOTAL ASSETS			4,264,344.27
LIABILITIES				
21-2316	DUE TO DEBT SERVICE	0.00		
21-2400	A/P PENDING	0.00		
	TOTAL LIABILITIES		0.00	
EQUITY				
21-3201	FUND BALANCE	4,264,226.75		
	TOTAL BEGINNING EQUITY	4,264,226.75		
	TOTAL REVENUE	117.52		
	TOTAL EXPENSES	0.00		
	TOTAL INCREASE/(DECREASE) IN FUND BAL.	117.52		
	TOTAL EQUITY & FUND BALANCE		4,264,344.27	
	TOTAL LIABILITIES, EQUITY & FUND BALANCE			4,264,344.27

REVENUE & EXPENSE REPORT (UNAUDITED)
AS OF: FEBRUARY 28TH, 2022

21 -2019 SERIES A

% OF YEAR COMPLETED: 41.67

	ORIGINAL BUDGET	AMENDED BUDGET	CURRENT PERIOD	YEAR TO DATE BALANCE	PRIOR YEAR YTD BALANCE	TOTAL ENCUMBERED	% OF BUDGET	BUDGET BALANCE
REVENUE SUMMARY								
ALL REVENUES	400	400	0.00	117.52	208.88	0.00	29.38	282.48
TOTAL REVENUES	400	400	0.00	117.52	208.88	0.00	29.38	282.48
EXPENDITURE SUMMARY								
00-GENERAL EXPENDITURES								
OTHER EXPENSES	150,000	150,000	0.00	0.00	0.00	0.00	0.00	150,000.00
CAPITAL EXPENSES	520,000	520,000	0.00	0.00	723,008.44	0.00	0.00	520,000.00
TOTAL 00-GENERAL EXPENDITURES	670,000	670,000	0.00	0.00	723,008.44	0.00	0.00	670,000.00
TOTAL EXPENDITURES	670,000	670,000	0.00	0.00	723,008.44	0.00	0.00	670,000.00
REVENUE OVER/(UNDER) EXPENDITURES	(669,600)	(669,600)	0.00	117.52	(722,799.56)	0.00	0.02-	(669,717.52)

REVENUE & EXPENSE REPORT (UNAUDITED)
AS OF: FEBRUARY 28TH, 2022

21 -2019 SERIES A

% OF YEAR COMPLETED: 41.67

REVENUES	ORIGINAL BUDGET	AMENDED BUDGET	CURRENT PERIOD	YEAR TO DATE BALANCE	PRIOR YEAR YTD BALANCE	TOTAL ENCUMBERED	% OF BUDGET	BUDGET BALANCE
21-4105 INCOME - OTHER	0	0	0.00	0.00	0.00	0.00	0.00	0.00
21-4106 BOND PREMIUM	0	0	0.00	0.00	0.00	0.00	0.00	0.00
21-4107 BONDISSUANCE	0	0	0.00	0.00	0.00	0.00	0.00	0.00
21-4115 INCOME-INTEREST	400	400	0.00	117.52	208.88	0.00	29.38	282.48
TOTAL REVENUES	400	400	0.00	117.52	208.88	0.00	29.38	282.48

REVENUE & EXPENSE REPORT (UNAUDITED)
AS OF: FEBRUARY 28TH, 2022

21 -2019 SERIES A

% OF YEAR COMPLETED: 41.67

DEPARTMENTAL EXPENDITURES	ORIGINAL BUDGET	AMENDED BUDGET	CURRENT PERIOD	YEAR TO DATE BALANCE	PRIOR YEAR YTD BALANCE	TOTAL ENCUMBERED	% OF BUDGET	BUDGET BALANCE
00-GENERAL EXPENDITURES								
OTHER EXPENSES								
21-500-200 UNDERWRITERS FEES	0	0	0.00	0.00	0.00	0.00	0.00	0.00
21-500-201 BOND ISSUANCE COST	0	0	0.00	0.00	0.00	0.00	0.00	0.00
21-500-320 ENGENEER/ARCHITECT	150,000	150,000	0.00	0.00	0.00	0.00	0.00	150,000.00
21-500-500 MISC. EXPENSE	0	0	0.00	0.00	0.00	0.00	0.00	0.00
TOTAL OTHER EXPENSES	150,000	150,000	0.00	0.00	0.00	0.00	0.00	150,000.00
CAPITAL EXPENSES								
21-500-800 CAPITAL EXPENDITURES	520,000	520,000	0.00	0.00	723,008.44	0.00	0.00	520,000.00
TOTAL CAPITAL EXPENSES	520,000	520,000	0.00	0.00	723,008.44	0.00	0.00	520,000.00
TOTAL 00-GENERAL EXPENDITURES	670,000	670,000	0.00	0.00	723,008.44	0.00	0.00	670,000.00
TOTAL EXPENDITURES	670,000	670,000	0.00	0.00	723,008.44	0.00	0.00	670,000.00
REVENUE OVER/(UNDER) EXPENDITURES	(669,600)	(669,600)	0.00	117.52	(722,799.56)	0.00	0.02-	(669,717.52)

BALANCE SHEET
AS OF: FEBRUARY 28TH, 2022

22 -2019 SERIES B

ACCOUNT #	ACCOUNT DESCRIPTION	BALANCE		
ASSETS				
22-1102	CLAIM ON CASH	0.00		
22-1105	CASH	0.00		
22-1201	PREPAID 2019 SERIES B	0.00		
			0.00	
	TOTAL ASSETS			0.00
LIABILITIES				
22-2315	DUE TO GF	0.00		
22-2400	A/P PENDING	0.00		
	TOTAL LIABILITIES		0.00	
EQUITY				
22-3201	FUND BALANCE	0.00		
	TOTAL BEGINNING EQUITY	0.00		
	TOTAL REVENUE	0.00		
	TOTAL EXPENSES	0.00		
	TOTAL INCREASE/(DECREASE) IN FUND BAL.	0.00		
	TOTAL EQUITY & FUND BALANCE		0.00	
	TOTAL LIABILITIES, EQUITY & FUND BALANCE			0.00

REVENUE & EXPENSE REPORT (UNAUDITED)
AS OF: FEBRUARY 28TH, 2022

22 -2019 SERIES B

% OF YEAR COMPLETED: 41.67

	ORIGINAL BUDGET	AMENDED BUDGET	CURRENT PERIOD	YEAR TO DATE BALANCE	PRIOR YEAR YTD BALANCE	TOTAL ENCUMBERED	% OF BUDGET	BUDGET BALANCE
REVENUE SUMMARY								
ALL REVENUES	0	0	0.00	0.00	0.00	0.00	0.00	0.00
TOTAL REVENUES	0	0	0.00	0.00	0.00	0.00	0.00	0.00
EXPENDITURE SUMMARY								
00-GENERAL EXPENDITURES								
OTHER EXPENSES	0	0	0.00	0.00	0.00	0.00	0.00	0.00
CAPITAL EXPENSES	0	0	0.00	0.00	0.00	0.00	0.00	0.00
TOTAL 00-GENERAL EXPENDITURES	0	0	0.00	0.00	0.00	0.00	0.00	0.00
TOTAL EXPENDITURES	0	0	0.00	0.00	0.00	0.00	0.00	0.00
REVENUE OVER/(UNDER) EXPENDITURES	0	0	0.00	0.00	0.00	0.00	0.00	0.00

REVENUE & EXPENSE REPORT (UNAUDITED)
AS OF: FEBRUARY 28TH, 2022

22 -2019 SERIES B

% OF YEAR COMPLETED: 41.67

REVENUES	ORIGINAL BUDGET	AMENDED BUDGET	CURRENT PERIOD	YEAR TO DATE BALANCE	PRIOR YEAR YTD BALANCE	TOTAL ENCUMBERED	% OF BUDGET	BUDGET BALANCE
22-4105 TRANSFER FROM GENERAL FUND	0	0	0.00	0.00	0.00	0.00	0.00	0.00
22-4106 BOND PREMIUM	0	0	0.00	0.00	0.00	0.00	0.00	0.00
22-4107 BOND ISSUANCE	0	0	0.00	0.00	0.00	0.00	0.00	0.00
22-4115 INCOME-INTEREST	0	0	0.00	0.00	0.00	0.00	0.00	0.00
22-4460 MISCELLANEOUS INCOME	0	0	0.00	0.00	0.00	0.00	0.00	0.00
TOTAL REVENUES	0	0	0.00	0.00	0.00	0.00	0.00	0.00

REVENUE & EXPENSE REPORT (UNAUDITED)
AS OF: FEBRUARY 28TH, 2022

22 -2019 SERIES B

% OF YEAR COMPLETED: 41.67

DEPARTMENTAL EXPENDITURES	ORIGINAL BUDGET	AMENDED BUDGET	CURRENT PERIOD	YEAR TO DATE BALANCE	PRIOR YEAR YTD BALANCE	TOTAL ENCUMBERED	% OF BUDGET	BUDGET BALANCE
00-GENERAL EXPENDITURES								
OTHER EXPENSES								
22-500-200 UNDERWRITERS FEES	0	0	0.00	0.00	0.00	0.00	0.00	0.00
22-500-201 BOND ISSUANCE COST	0	0	0.00	0.00	0.00	0.00	0.00	0.00
22-500-500 MISC. EXPENSE	0	0	0.00	0.00	0.00	0.00	0.00	0.00
TOTAL OTHER EXPENSES	0	0	0.00	0.00	0.00	0.00	0.00	0.00
CAPITAL EXPENSES								
22-500-800 CAPITAL EXPENDITURES	0	0	0.00	0.00	0.00	0.00	0.00	0.00
TOTAL CAPITAL EXPENSES	0	0	0.00	0.00	0.00	0.00	0.00	0.00
TOTAL 00-GENERAL EXPENDITURES	0	0	0.00	0.00	0.00	0.00	0.00	0.00
TOTAL EXPENDITURES	0	0	0.00	0.00	0.00	0.00	0.00	0.00
REVENUE OVER/(UNDER) EXPENDITURES	0	0	0.00	0.00	0.00	0.00	0.00	0.00

CITY COUNCIL AGENDA ITEM MEMO

DEPARTMENT: Fire Department **REQUESTOR: Robert Weidenbach, Interim Fire Chief**

DEPARTMENT HEAD: Robert Weidenbach, Interim Fire Chief

IMPACTED DEPARTMENT/'S: (if applicable): Fire Department

SUBJECT: Designation Fire Lane 200-300 Blk Fenwick Alleyway for the City of Windcrest, Texas

SUMMARY: With cars parked throughout the alley way it makes it difficult for an emergency vehicle to respond to emergencies in the alleyway.

BACKGROUND INFORMATION: City Ordinance Sec 32-145— 323-171 gives the authority to the Fire Chief to designate fire lanes. There is a safety concern for vehicles blocking the alleyway.

ISSUE: Safety concern for emergency response for a garage/ vehicle fire in regard to vehicles blocking the alleyway.

ALTERNATIVES: As an alternative, City Council could not take action on the City's recommendation; which could affect emergency response for garage, vehicle and backyard fires or EMS calls in the alleyway.

FISCAL IMPACT: Cost for paint and Public Works labor.

RECOMMENDATION:
The City recommends City Council approve designation of Fire Lanes in 200-300 blk of Fenwick. Prior to painting the lanes, The Fire Department will hold a meeting in the 300 blk of Fenwick to discuss safety concerns and give the residents a chance to review the plan.

WINDCREST
TEXAS

Parks and Recreation Commission

Butterfly Garden Relocation Analysis

An examination of the proposed relocation of the Windcrest Butterfly Garden

February 2022

This analysis performed by
Parks and Recreation Commission
and City Staff
of the
City of Windcrest
and the
Windcrest Garden Club.

Participants:

Windcrest Garden Club
Linda Oliver, President
Elizabeth Kinney, Member

Parks and Recreation Commission
A. Jim Flinn, Place 1
Jay M. Eldridge, Place 3
David Hook, Place 4 (Chair)

Windcrest City Staff
Rafael Castillo, Jr., City Manager
Rachel Dominguez, City Secretary
Edward DeHoyos, Assistant City Secretary
Christopher Gamboa, Director of Public Works (Acting)

This analysis was performed by city commissioners, citizen volunteers and city staff on behalf of the Windcrest City Council. The information contained herein is based upon educated opinion and research of the participants.

February 2022

Table of Contents

Page

Table of Contents 3

Table of Figures 4

I. Executive Summary 5

II. Introduction 6

III. Purpose 7

IV. Windcrest Dog Park Plan 8

V. Proposed Locations 9

A. Takas Park 9

B. Autumn Sunset Park 9

C. Brook Falls Park 9

VI. Windcrest Garden Club Participant Recommendations 10

VII. Parks and Recreation Commission Participant Recommendations 11

VIII. Windcrest City Staff Recommendations 14

IX. Recommendation 15

Table of Figures

Page

Figure 1: Aerial Image. Windcrest Butterfly Garden, 60 feet AGL facing West. 5

Figure 2: Vertical satellite image of Windcrest Butterfly Garden environs. 6

Figure 3 (left): Monarch butterfly..... 7

Figure 4: Satellite Image. Windcrest Butterfly Garden — Estimated footprint 1,290 square-feet 7

Figure 5: Aerial Image. Windcrest Butterfly Garden—100 feet AGL. 7

Figure 6: Diagram of proposed dog park by *Young Professional Resources*. 8

Figure 7: Satellite Image. Takas Park water retention pond. 9

Figure 8: Satellite Image. Autumn Sunset Park water retention pond. 9

Figure 9: Satellite Image. Brook Falls Park water retention pond 9

Figure 10: Aerial Image. Windcrest Butterfly Garden, 60 feet AGL facing North 10

Figure 11: Aerial Image. Windcrest Butterfly Garden, 60 feet AGL facing South. 11

Figure 12: Satellite Image. Windcrest Butterfly Garden and Takas Park area. 12

Figure 13: Satellite Image. Takas Park water retention pond general area. 12

Figure 14: Satellite Image. Recommended southeast side of Takas Park water retention pond for Butterfly Garden relocation. 13

Figure 15: Satellite Image. Recommended southwest side of Takas Park water retention pond for Butterfly Garden relocation. 13

Figure 16: Aerial Image. Windcrest Butterfly Garden, 60 feet AGL facing East. 14

I. Executive Summary

The Windcrest Butterfly Garden is currently located in an area planned to be used for a dog park. In its current location, the Butterfly Garden is inaccessible to citizens with mobility limitations. The planned fencing for the dog park would make access to the garden all but impossible. Therefore, the Parks and Recreation Commission consulted with the Windcrest Garden Club and Windcrest City Staff on possible relocation sites for the garden.

The garden, created to be a self-sustaining and unmanicured grouping of plants, is a habitat for the Monarch Butterfly. The appearance of the plants in off-season is unkempt. Therefore, the relocation site should support similar landscaping.

The Commission examined three sites within the City's Parks and Greenspace System. The sites at Autumn Sunset and Brook Falls Parks are unsuitable for landscaping and for pre-existing competing birdlife. The area surrounding the water retention pond at Takas Park already has areas of natural growth and supports access for citizens who require mobility assistance.

Therefore, the Windcrest Parks and Recreation Commission recommends that the Butterfly Garden be relocated to the area surrounding the water retention pond at Takas Park.

Figure 1: Aerial Image. Windcrest Butterfly Garden, 60 feet AGL facing West

II. Introduction

The Windcrest Butterfly Garden is currently located in the undeveloped greenspace along Jim Seal Drive, across from the recreational vehicle parking area and across from Takas Park (Figure 2). The butterfly garden is intended as a self-sustaining, minimal maintenance area. Since its creation, the garden has been cared for by the Windcrest Garden Club. However, in its current location, this area is little known and observed by Windcrest residents and the users of Takas Park.

The current location of the garden is near a flood control area and is subject to high-water debris when local precipitation is excessive. So, while the area is generally undisturbed, it is also in a location that can be difficult to get to at certain times of the year.

In its current location, the butterfly garden falls within the general area of the dog park project. Therefore, the Parks and Recreation Commission and the Windcrest Garden Club have come together to seek a location that will improve resident access to the butterfly garden and reduce the cost of perimeter fencing for the proposed dog park.

Figure 2: Vertical satellite image of Windcrest Butterfly Garden environs. Source: *Google Earth™*

III. Purpose

The purpose of the Butterfly Garden is to provide a natural growth area to support the Monarch Butterfly migration from and through the City of Windcrest. The Monarch Butterfly, like other butterflies, is a plant pollinator and aids in the food chain. However, as a species, the Monarch Butterfly is unique in that it is the only butterfly known to make a two-way migration as birds do, making multi-generational (one butterfly will make only part of the journey) round trips of over 2,800 miles—approximately the distance from Amarillo, Texas to Caracas, Venezuela.

In terms of supporting plant life, the Monarch Butterfly consumes milkweed. A Monarch caterpillar consumes over 200 times its weight in milkweed and can devour an entire milkweed leaf in less than five minutes. Roughly 10 percent of Monarch eggs and caterpillars survive to become butterflies.

Figure 3 (left): Monarch butterfly.

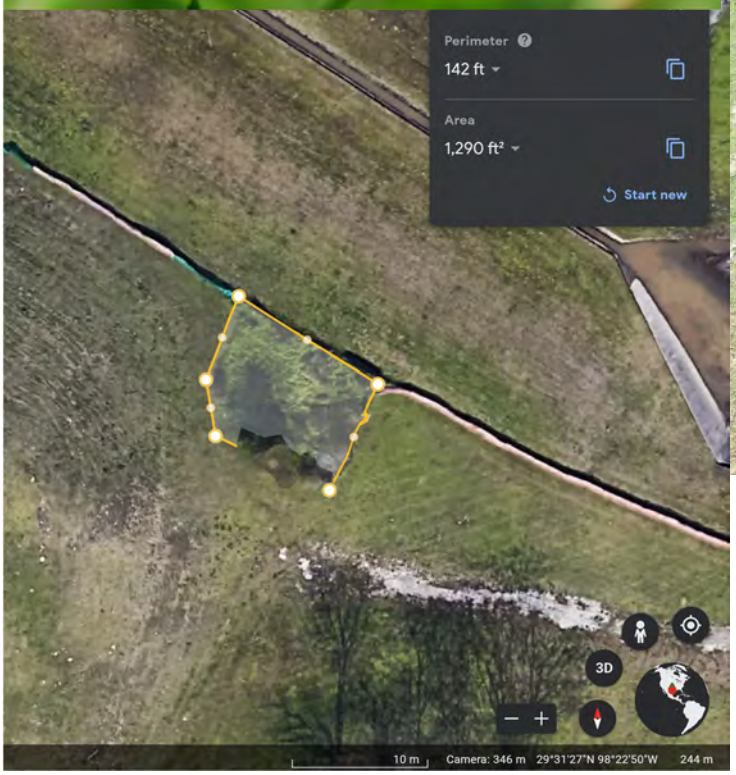

Figure 4 (left): Satellite Image. Windcrest Butterfly Garden—Estimated footprint 1,290 square-feet . Source: *Google Earth™*

Figure 5 (above): Aerial Imagery: Windcrest Butterfly Garden—100 feet AGL, vertical image.

IV. Windcrest Dog Park Plan

The creation of a dog park is one of the tasked development plans in accordance with the Parks and Recreation Open Space Plan, Version 1.1, as approved by Windcrest City Council. The current dog park plan would effectively fence out access to the Butterfly Garden (see annotation in Figure 5 below). The Windcrest Garden Club has tended this open, natural-space garden since its inception.

The Butterfly Garden has perimeter of approximately 142 feet and covers an area of approximately 1,290 square-feet. The space is intended to serve as a natural, self-sustaining habitat. Therefore, any location where this natural sanctuary is moved must be able to support a generally unkempt landscape.

Moving the Butterfly Garden to a more suitable location for resident access, observation and enjoyment brings with it the financial benefit of an increased area for the dog park and a reduced perimeter fence requirement.

Figure 6: Diagram of proposed dog park by *Young Professional Resources*. Source: *Windcrest Parks and Recreation Commission Agenda* for November 4, 2021.

IV. Proposed Locations

The Windcrest Garden Club and City of Windcrest Parks and Recreation Commission examined three potential areas to move the Butterfly Garden within existing city parks and greenspaces.

Figure 7: Satellite Image. Takas Park water retention pond. Source: Google Earth™

A. Takas Park

The pre-existing natural habitat surrounding the water retention pond and natural drainage water from the low water point along Crestway Drive and nearby green areas provides for wild growth (Figure 6). During times of heavy rain, this area can receive water at flow speeds that could wash away newly-established habitats.

Figure 8: Satellite Image. Autumn Falls Park water retention pond. Source: Google Earth™

B. Autumn Sunset Park

The current residential environment on all sides of the water retention pond and existing trimmed grounds would make it difficult to establish the Butterfly Garden (Figure 7). Despite its excellent access for foot traffic, the residents surrounding the perimeter of Autumn Sunset Park would likely perceive this intentionally unmanicured addition to the park as negatively impacting their enjoyment of the park and property values. Therefore, this proposed location would not likely be supported by the nearby citizens of Windcrest.

Figure 9: Satellite Image. Brook Falls Park water retention pond. Source: Google Earth™

C. Brook Falls Park

The large population of waterfowl that currently nest on the island in the middle of the water retention pond represent a large predator population for butterflies (Figure 8). Moving the Butterfly Garden to an area around the pond would create a food source for the pre-existing bird population, not a habitat for butterflies. Therefore, this proposed location would not support the intended purpose of the Butterfly Garden.

VI. Windcrest Garden Club Participant Recommendations.

The Windcrest Friends of the Park Garden Club helped create the butterfly garden. However, after the garden began to flourish, the Windcrest Garden Club agreed to support and nurture the wild plant habitat. The Club agrees that the current plan for the dog park—fencing the dog park from the butterfly garden—would result in a more difficult situation to care for the garden and provide access for its enjoyment by Windcrest residents. Therefore, the Windcrest Garden Club supports moving the garden to a new location.

In discussions with representatives of the Garden Club, they suggest moving the garden to a location near the Takas Park water retention pond. The unmanicured requirements of the garden fit some of the already existing landscape around the pond (see Figures 12, 13 and 14). Furthermore, the flora for the garden can support the bird nesting area near the island in the pond.

Because the pond gathers water runoff from higher ground further to the south, there is a concern with the speed and flow of the water feeding into the pond when the rate of precipitation is high. Therefore, some landscaping to reduce or redirect some of the water runoff may be necessary in order for the butterfly garden to withstand the force of the water. Areas around the exterior of the current walkway can also support untrimmed plantings and landscaping.

Figure 10: Aerial Image. Windcrest Butterfly Garden, 60 feet AGL facing North.

VII. Parks and Recreation Commission Participant Recommendations

The Butterfly Garden has been an out-of-sight and out-of-mind micro wildlife sanctuary in Windcrest. Thanks to the Windcrest Garden Club and their volunteer efforts to ensure the garden remains relatively untouched, this area has continued to thrive in its natural state for many years. However, the agreed-upon plans for a dog park would fence out access to the area. Therefore, a suitable relocation site is required.

In discussions with the Windcrest Garden Club leadership and City Staff, the Windcrest Parks and Recreation Commission believes that the best course of action is to relocate the Butterfly Garden to a new location where the addition of the relocated plants will have a minimal impact on pre-existing conditions.

The Commission examined three potential relocation sites within the Windcrest Parks and Greenspace System—Takas Park, Autumn Sunset Park, and Brook Falls Park. The Autumn Sunset and Brook Falls Parks are well manicured and do not fit the wild appearance of the Butterfly Garden. Furthermore, the birds that inhabit the Brook Falls Park are natural predators to the Monarch Butterfly and its supporting plant life.

The water retention pond area of Takas Park appears to be the best of the three locations as it currently has the unmaintained grass areas to the south end of the pond. The cement walkways around the pond allow access for citizens with mobility limitations. The existing park benches on the east and west sides of the pond also allow for relaxed, casual observation of the butterflies. Therefore, the Parks and Recreation Commission supports the relocation of the existing Butterfly Garden to the general area around the water retention pond in Takas Park.

Figure 11: Aerial Image. Windcrest Butterfly Garden, 60 feet AGL facing South.

Figure 12 (above): Satellite Image. Windcrest Butterfly Garden and Takas Park area. Source: *Google Earth™*

Figure 13 (below): Satellite Image. Takas Park water retention pond general area. Source: *Google Earth™*

Figure 14: Satellite Image. Recommended southeast side of Takas Park water retention pond for Butterfly Garden relocation. Source: *Google Earth™*

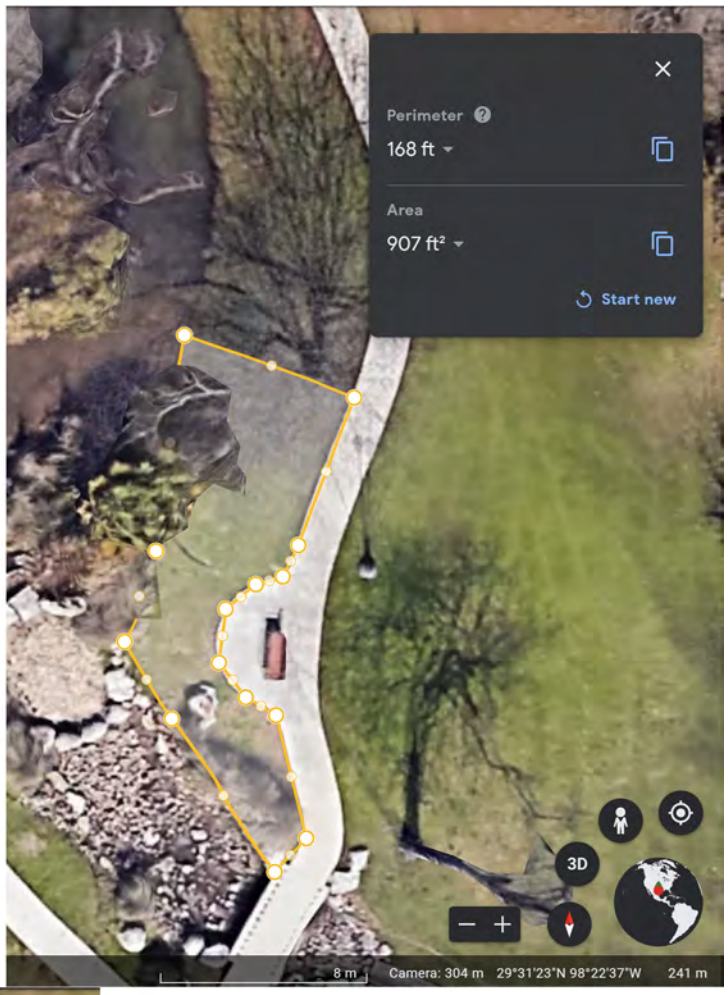

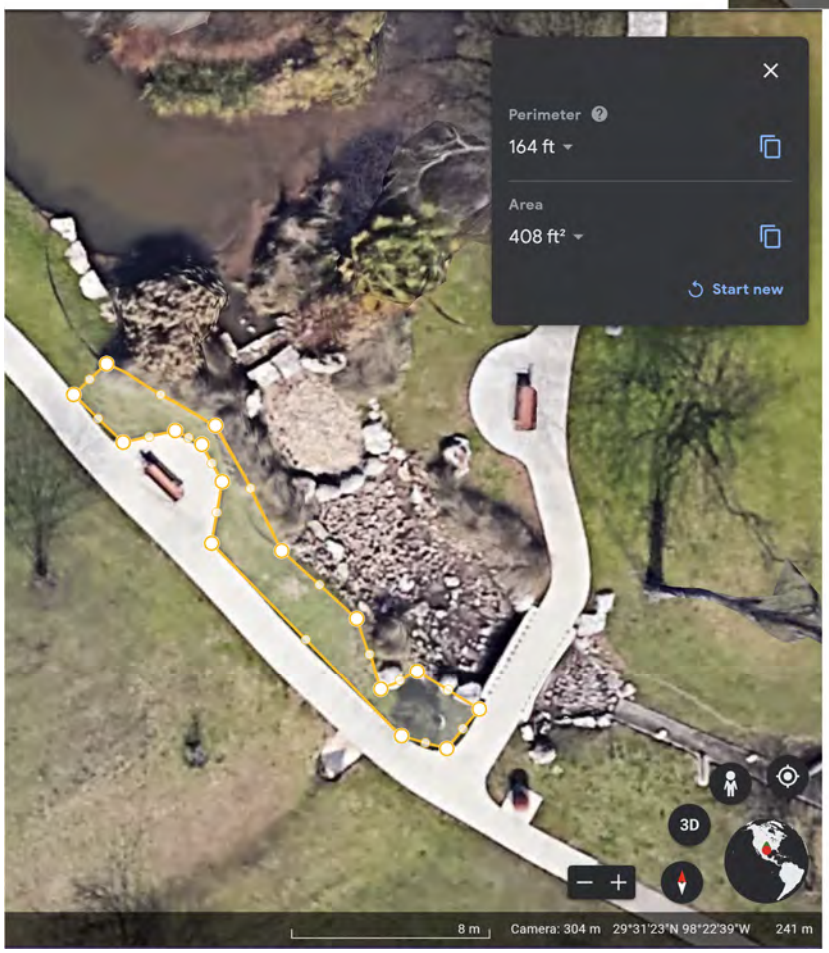

Figure 15: Satellite Image. Recommended southwest side of Takas Park water retention pond for Butterfly Garden relocation. Source: *Google Earth™*

VIII. Windcrest City Staff Recommendations

City Staff recognizes that the Butterfly Garden, in its current location, is an underutilized natural area by the Citizens of Windcrest. Due to the diligent efforts of the Windcrest Garden Club, the area has continued to thrive in its present location. However, as important as the support of indigenous flora and fauna is, the current location is incompatible with the planned dog park area. Therefore, the Butterfly Garden must be moved from its current location to another area within the Windcrest Parks and Greenspace Areas.

To attract and support the Monarch Butterflies and other supporting plants and wildlife, the Butterfly Garden must be a micro-wilderness area that will have an unkempt appearance. It is likely that wherever the garden is relocated there will likely be citizens that perceive the unmanicured vegetation as diminishing their park experience. For this reason, relocation should be to an area which is not heavily trimmed and maintained.

The new location must be accessible by all Windcrest residents and other who enjoy using our parks. Therefore, the relocation site should allow access by those with mobility limitations.

The area to the immediate South of the existing Takas Park water retention pond is already a minimally maintained area that is also supported by concrete pathways around it. The proposed relocation of the Butterfly Garden to this area by the Windcrest Garden Club meets these concerns for pre-existing natural conditions and citizen access.

Figure 16: Aerial Image. Windcrest Butterfly Garden, 60 feet AGL facing East.

IX. Recommendation

Based upon existing land use plans known at the time of this analysis and with the benefit of expert advice from representatives of the Windcrest Garden Club and Windcrest City Staff, the Windcrest Parks and Recreation Commission recommends to the Mayor and City Council that the existing Butterfly Garden be relocated to the general area surrounding the Takas Park water retention pond.

ORDINANCE 2022-003(O)

AN ORDINANCE OF THE CITY OF WINDCREST, TEXAS, CITY COUNCIL TO AMEND AND BALANCE THE WINDCREST CRIME CONTROL AND PREVENTION DISTRICT FUND OF THE CITY OF WINDCREST, TX. MUNICIPAL BUDGET FOR FISCAL YEAR 2021-2022 IN THE AMOUNT OF $293,609.40 FOR THE FUNDING OF CAPITAL ITEMS

WHEREAS, the City of Windcrest passed their FY 2021-2022 Budget on September 13.2021; and

WHEREAS, the City of Windcrest Crime Control and Prevention District Board approved to amend their FY 2021-2022 budget in the amount not to exceed $293,609.40 on December 13, 2021; and

WHEREAS, the City of Windcrest finds the funding is within the primary guidelines in which the Windcrest Crime Control and Prevention District (WCCPD) was set up for and will help relieve and free up the City's general revenue funds for other purposes and the City of Windcrest finds that elimination of various budgeted expenditures will help to relieve and free up the WCCPD's funds for personnel and capital expenditures; and

WHEREAS, the City of Windcrest finds legitimate grounds for the amendments to the budget that are necessary given changes in circumstances since the last budget adoption or amendment; and

WHEREAS, the City of Windcrest finds it necessary to amend the City of Windcrest WCCPD FY 2021-2022 budget in the following line items

Line Item	Name	Existing Budget	1ST Quarter Budget Amendment	Amended Budget
18-500-800	CAPITAL EXPENDITURES	$65,000.00	$293,609.40	$358,609.40

WHEREAS, the City of Windcrest Crime Control and Prevention District board finds it necessary to amend the budget line items due to:

[ ] Unanticipated or unbudgeted income

[ ] Unanticipated or unbudgeted expenses

[ ] Unanticipated or unbudgeted shortfall of income

[ ] Increase / decrease in costs of budgeted expenses

[ ] Creation / elimination of a budgeted line item

PENDING CC APPROVAL

[ ] Balancing due to multiple changes in income and expenses

[x] Other: Purchase of Capital Equipment

WHEREAS, the City of Windcrest City Council finds that the amendments adopted under this resolution are for proper and authorized purposes; and

WHEREAS, the City of Windcrest City Council finds it is in the best interest of its residents and the general public.

NOW, THEREFORE, BE IT ORDAINED BY THE CITY COUNCIL OF THE CITY OF WINDCREST, TEXAS:

Section 1. That the City Council of the City of Windcrest does hereby ratify, approve and adopt the amendments to the budget considered for fiscal year of October 1, 2021 to September 30, 2022 as identified in Attachment "A" of this ordinance.

Section 2. That should any part, portion, or section of this ordinance be declared invalid or inoperative or void for any reason by a court of competent jurisdiction, such decision, opinion or judgment shall in no way affect the remaining portions, parts, or sections or parts of section of this ordinance, which provisions shall be, remain and continue to be in full force and effect.

Section 3. That this ordinance shall be effective upon passage.

DULY PASSED ON FIRST READING, on the _____ day of _____, 2022, at a regular meeting of the City Council of the City of Windcrest, Texas, which was held in compliance with the Open Meetings Act, Gov't. Code §551.001, et. Seq. at which meeting a quorum was present and voting.

DULY PASSED AND APPROVED, on the _____ day of _____, 2022, at a regular meeting of the City Council of the City of Windcrest, Texas, which was held in compliance with the Open Meetings Act, Gov't. Code §551.001, et. Seq. at which meeting a quorum was present and voting.

CITY OF WINDCREST, TEXAS

_____

Dan Reese, Mayor

PENDING CC APPROVAL

ATTEST:

_____
Rachel C. Dominguez, City Secretary

APPROVED:

_____
Ryan S. Henry, City Attorney

PENDING CC APPROVAL

Ord. 2021-1004-WCCPD

City of Windcrest Crime Control and Prevention District 1st Quarter Budget Amendment FY 2021-2022

		FY 2021-22 Approved Budget	FY2021-22 1st Qtr. Proposed Budget		$ Change	% Change
WCCPD						
	Projected Fund Balance	**671,688.12**	**671,688.12**	3		
	Assigned Fund Balance	**-**	**-**			
	Revenues	1,030,595.00	1,030,595.00	2	-	0.00
	Salaries and Benefits	912,978.00	912,978.00	1	-	0.00
	Other Expenses	119,400.00	119,400.00		-	0.00
18-500-800	Capital	65,000.00	358,609.40		293,609.40	451.71
	Other Income/Expenses	53,000.00	53,000.00			
	Projected Year End Fund Balance	**551,905.12**	**258,295.72**			

Capital Items	**Budget Line Item**	**Cost**	
			4
(40) XL-1858P Radios fully equipped (R2021-101WCCPD, R2021-532 8.16.2021)	18-500-800	$151,109.40	
Shot Guns, 25pc	18-500-800	$9,000.00	
Armory Lockers	18-500-800	$5,000.00	
Communications console	18-500-800	$31,000.00	
Fleet with uplifting (2 vehicles -65k budgeted)	18-500-800	$61,400.00	
Laptops	18-500-800	$6,100.00	
Storage shelves, repair and maintenance for the property room	18-500-800	$30,000.00	
Total 1st Quarter Amendment (Resolution 2021-1004-WCCPD)		**$293,609.40**	5

Note 1: 4 FTE positions are not filled in the 1st quarter FY 21-22
Note 2: Trusted Driver/Genesis donation $67,320.74
Note 3: Beginning Fund Balance is subject to final FY 20-21 Audit adjustments.
Note 4: Resolution R2021-532(R) 8/16/2021, 2021-101 WCCPD was approved in FY 20-21. Due to the estimated delivery in December 2021 expenditures were allocated to FY 21-22.
Note 5: Resolution 2021-1004-WCCPD was approved by the WCCPD Board on 12/13/2021

RESOLUTION NO. 2021-1004-WCCPD

A RESOLUTION OF THE CRIME CONTROL AND PREVENTION DISTRICT OF THE CITY OF WINDCREST TO AMEND AND BALANCE THE WINDCREST CRIME CONTROL AND PREVENTION DISTRICT FUND OF THE CITY OF WINDCREST, TX. MUNICIPAL BUDGET FOR FISCAL YEAR 2021-2022 IN THE AMOUNT OF $293,609.40 FOR THE FUNDING OF CAPITAL ITEMS

WHEREAS, the City of Windcrest Crime Control and Prevention District passed the District's budget for the 2021-2022 fiscal year in September 2021, which was approved by the City Council for the City of Windcrest; and

WHEREAS, the City of Windcrest Crime Control and Prevention District board finds legitimate grounds for the amendments to the budget that are necessary given changes in circumstances since the last budget adoption or amendment; and

WHEREAS, the City of Windcrest Crime Control and Prevention District board finds it necessary to amend the FY 2021-2022 budget in the following line items

Budget Line Item	Existing Budget	Amended Budget
18-500-800	$65,000.00	$358,609.40

WHEREAS, the City of Windcrest Crime Control and Prevention District board finds it necessary to amend the budget line items due to:

[ ] Unanticipated or unbudgeted income

[ ] Unanticipated or unbudgeted expenses

[ ] Unanticipated or unbudgeted shortfall of income

[ ] Increase / decrease in costs of budgeted expenses

[ ] Creation / elimination of a budgeted line item

[ ] Balancing due to multiple changes in income and expenses

[x] Other: Purchase of Capital Equipment

WHEREAS, the City of Windcrest Crime Control and Prevention District board finds that the amendments adopted under this resolution are for proper and authorized purposes; and

WHEREAS, the City of Windcrest Crime Control and Prevention District board finds it is in the best interest of its residents and the general public.

I.

NOW, THEREFORE, BE IT ORDAINED BY THE CRIME CONTROL AND PREVENTION DISTRICT BOARD OF THE CITY OF WINDCREST, TEXAS that the Fiscal Year 2021-2022 Budget for the District is hereby amended as outlined below and authorizing the City Manager to purchase equipment as outlined below:

1. **The Windcrest Crime Control and Prevention District amends its budget as follows:**

Budget Line Item	Existing Budget	Amended Budget
18-500-800	$65,000.00	$358,609.40

2. **The Windcrest Crime Control and Prevention District hereby authorizes the City Manager to purchase the following equipment to be utilized by the Windcrest Police Department and attached to this resolution is the acquired quote provide by the vendors.**

Capital Item	Budget Line Item	Cost	Amended Budget Balance
(40) XL-1858P Radios fully equipped, R2021-101WCCPD	18-500-800	$151,109.40	$151,109.40
Shot Guns, 25pc	18-500-800	$9,000.00	$160,109.40
Armory Lockers	18-500-800	$5,000.00	$165,109.40
Communications console	18-500-800	$31,000.00	$196,109.40
Fleet with uplifting (2 vehicles -65k allocated)	18-500-800	$61,400.00	$257,509.40
Laptops	18-500-800	$6,100.00	$263,609.40
Storage shelves for the property room	18-500-800	$30,000.00	$293,609.40

3. **The Windcrest Crime Control and Prevention District**
4. **authorizes the expenditure of funds in the amount not to exceed $293,609.40 out of the District's available funds for FY 21/22 to purchase multiple capital equipment.**

DULY PASSED AND APPROVED, on the 13th day of December, 2021 at a regular meeting of the Crime Control and Prevention District of the City of Windcrest, Texas, which was held in compliance with the Open Meetings Act, Gov't. Code §551.001, et. Seq. at which meeting a quorum was present and voting.

CRIME CONTROL AND PREVENTION DISTRICT, WINDCREST, TEXAS

Dr. William R. Mueller, President

ATTEST:

Rachel C. Dominguez, City Secretary

APPROVED:

Ryan S. Henry, City Attorney

ORDINANCE 2022-004(O)

AN ORDINANCE OF THE CITY OF WINDCREST, TX., CITY COUNCIL TO AMEND AND BALANCE THE GENERAL FUND OF THE CITY OF WINDCREST, TX. MUNICIPAL BUDGET FOR FISCAL YEAR 2021-2022 IN THE AMOUNT OF $ 642,844.03 FOR THE FUNDING OF GENERAL FUND

WHEREAS, the City of Windcrest passed their budget for the 2021-2022 fiscal year in September 13, 2021; and

WHEREAS, the City of Windcrest finds legitimate municipal grounds for the amendments to the budget that are necessary given changes in circumstances since the last budget adoption or amendment; and

WHEREAS, the City of Windcrest finds it necessary to amend the FY 2021-2022 budget in the following line items

Line Item	Name	Existing Budget	1ST Quarter Budget Amendment	Amended Budget
01-507-616	Vehicle Outside Maintenance	$15,000.00	$11, 089.00	$26,089.00
01-514-403	Record Management	$25,000.00	$3,993.00	$28,993.00
01-515-332	Website Maintenance	$6,500.00	$3,000.00	$9,500.00
01-528-180	COLA 4%	$0.00	$80,677.23	$80,677.23
01-530-801	Admin Capital	$0.00	$66,000.00	$66,000.00
01-530-803	Fire Capital	$0.00	$330,096.80	$330,096.80
01-530-806	Parks Capital	$0.00	$140,000.00	$140,000.00
01-530-810	Facility Capital	$0.00	$7,988.00	$7,988.00

WHEREAS, Texas Local Government Code §102.010 provides that a municipality is permitted to make budgetary changes for municipal purposes; and

WHEREAS, the City of Windcrest finds it necessary to amend the budget line items due to:

[ ] Unanticipated or unbudgeted income
[X] Unanticipated or unbudgeted expenses
[ ] Unanticipated or unbudgeted shortfall of income
[ ] Increase / decrease in costs of budgeted expenses
[ ] Creation / elimination of a budgeted line item

[ ] Balancing due to multiple changes in income and expenses
[ ] Other: _____

WHEREAS, the City of Windcrest finds that the amendments adopted under this ordinance are for municipal purposes; and

WHEREAS, the City of Windcrest finds it is in the best interest of its residents and the general public.

I.

NOW, THEREFORE, BE IT ORDAINED BY THE CITY COUNCIL OF THE CITY OF WINDCREST, TEXAS that the Fiscal Year 2021-2022 Budget for the City of Windcrest is hereby amended as outlined below;

SECTION 1. The FY 2021-2022 General Fund of the City of Windcrest is hereby amended to reflect the following changes:

Line Item	Name	Existing Budget	1ST Quarter Budget Amendment	Amended Budget
01-507-616	Vehicle Outside Maintenance	$15,000.00	$11, 089.00	$26,089.00
01-514-403	Record Management	$25,000.00	$3,993.00	$28,993.00
01-515-332	Website Maintenance	$6,500.00	$3,000.00	$9,500.00
01-528-180	COLA 4%	$0.00	$80,677.23	$80,677.23
01-530-801	Admin Capital	$0.00	$66,000.00	$66,000.00
01-530-803	Fire Capital	$0.00	$330,096.80	$330,096.80
01-530-806	Parks Capital	$0.00	$140,000.00	$140,000.00
01-530-810	Facility Capital	$0.00	$7,988.00	$7,988.00

SECTION 2. The FY 2021-2022 General Fund of the City of Windcrest as amended shall be administratively updated by the Finance Officer or his/her designee to reflect this amendment.

SECTION 3. The financial allocations in this Ordinance are subject to approval and application by the Finance Officer. The Finance Officer may, subject to concurrence by the City Manager or the City Manager's designee, utilize proper and accepted accounting principles to properly record the allocations as necessary to carry out of the purpose of this Ordinance.

SECTION 4. This Ordinance shall become effective immediately upon its passage and publication as required by law.

II.

CUMULATIVE CLAUSE

PENDING CC APPROVAL

That this Ordinance shall be cumulative of all provisions of the City of Windcrest, except where the provisions of this Ordinance are in direct conflict with the provisions of such other ordinance, in which event the conflicting provisions of such other ordinance are hereby repealed, while leaving the remainder of such other ordinance intact. To the extent of any conflict, this Ordinance is controlling.

III.
SEVERABILITY

That it is hereby declared to be the intention of the City Council of the City of Windcrest. that the phrases, clauses, sentences, paragraphs, and sections of this Ordinance are severable, and if any phrase, clause, sentence, paragraph, or section of this Ordinance should be declared unconstitutional or invalid by final judgment or decree of any court of competent jurisdiction, such unconstitutionality or invalidity shall not affect any of the remaining phrases, clauses, sentences, paragraphs, or sections of the Ordinances, since the same would have been enacted by the City Council without incorporation in this ordinance of any such unconstitutional or invalid phrases, sentences, paragraphs, or sections.

IV.
PROPER NOTICE AND MEETING

It is hereby officially found and determined that the meeting at which this Ordinance was adopted was open to the public and that public notice of the time, place and purpose of said meeting was given as required by the Open Meetings Act, Chapter 551 of the Texas Government

DULY PASSED ON FIRST READING, on the _____ day of _____, 20___ at a regular meeting of the City Council of the City of Windcrest, Texas, which was held in compliance with the Open Meetings Act, Gov't. Code §551.001, et. Seq. at which meeting a quorum was present and voting.

DULY PASSED AND APPROVED, on the _____ day of _____, 20__ at a regular meeting of the City Council of the City of Windcrest, Texas, which was held in compliance with the Open Meetings Act, Gov't. Code §551.001, et. Seq. at which meeting a quorum was present and voting.

CITY OF WINDCREST, TEXAS

_____
Dan Resse, Mayor

ATTEST:

_____

PENDING CC APPROVAL

Rachel C. Dominguez, City Secretary

APPROVED:

_____

Ryan S. Henry, City Attorney

PENDING CC APPROVAL

Attachment 1-1
Council Meeting 3/7/2022
Ordinance 2022_____(O)

City of Windcrest General Fund 1st Quarter Budget Amendment FY 2021-2022

	A	B	C*	D
	FY 2021-22 Approved Budget	**FY2021-22 1st Qtr. Proposed Budget**	**$ Change**	**% Change**
General Fund				
Projected Fund Balance	**3,353,306.00**	**3,353,306.00**		
Assigned Fund Balance	**-**	**-**		
Revenues	8,590,456.00	8,590,456.00	-	0.00
Admin	325,869.00	325,869.00	-	0.00
Police	2,413,948.00	2,413,948.00	-	0.00
Fire	1,025,603.00	1,025,603.00	-	0.00
Special Services	165,700.00	165,700.00	-	0.00
Parks	161,500.00	161,500.00	-	0.00
Fleet Mechanic	175,892.00	186,981.00	11,089.00	6.30
Court	449,089.00	449,089.00	-	0.00
Facility Division	271,000.00	271,000.00	-	0.00
Civic Center	242,120.00	242,120.00	-	0.00
Contract Services	946,400.00	950,393.00	3,993.00	0.42
Tech Support	345,500.00	348,500.00	3,000.00	0.87
Public Works	680,826.00	680,826.00	-	0.00
Animal Control	184,064.00	184,064.00	-	0.00
Code Enforcement	80,363.00	80,363.00	-	0.00
Finance	348,922.00	348,922.00	-	0.00
City Manager	216,015.00	216,015.00	-	0.00
Pool	29,000.00	29,000.00	-	0.00
Post Office	79,247.00	79,247.00	-	0.00
Human Resources	131,000.00	211,677.23	80,677.23	61.59
Capital	48,169.00	592,253.80	544,084.80	1129.53
Ending Fund Balance	**3,623,535.00**	**2,980,690.97**		
Total Expenditures*	8,320,227.00	8,963,071.03		
Ending Fund Balance **Less Capital**	3,623,535.00	2,980,690.97		
Total Expenditures* **Less Capital**	8,272,058.00	8,370,817.23		
Revenue over/(under) expenditures	**$270,229.00**	**-$372,615.03**		
Projected Fund Balance year end FY21-22	3,623,535.00	2,980,690.97		
Restricted Fund Balance **(25 %, APPROVED ON 9/20/16)**	2,068,014.50	2,092,704.31	*	
Unrestricted Fund Balance (FY Ending Fund Balance -(minus) 25% Restricted Fund Balance)	**1,555,520.50**	**887,986.66**		
Total Year End Fund Balance	**3,623,535.00**	**2,980,690.97**		

C* Total 1st Quarter Budget Amendment expenditures are equal to $642,844.03. $642,844.03 consist of $544,084.80 - Capital Expenditures and $98,759.23 - Operating Expenditures.

* 25% of operating expenditures of $24,689.81 will be reserved in the General Fund fund balance due to the Charter requirement.

Attachment 1-2
Ordinance 2022_____(O)

Items to consider FY 21-22

Item(s)	Requested Items FY 21-22	25% Restricted Reserve (City Charter)	Total Expense	Approved or Ratified FY2021-22 1st Qtr. Items	Staff Recomended Items
Personnel Expenditures					
COLA 2% FY21-22 - 6 months; (FY22-23 $102,303)	$ 40,118.95	$ 10,029.74	$ 50,148.69		
COLA 4% FY21-22 - 6 months; (FY22-23 $205,727)	$ 80,677.23	$ 20,169.31	$ 100,846.54	$ 100,846.54	$ 100,846.54
TMRS 6%, 2 to 1 (Effective 1/01/2022-9/30/2022)	$ 185,000.00	$ 46,250.00	$ 231,250.00		
Civic Center 0.5FTE (Hot Tax)	$ 28,000.00	$ 7,000.00	$ 35,000.00		
Public Works 0.5 FTE	$ 28,000.00	$ 7,000.00	$ 35,000.00		
Total Personnel Increase	**$ 241,000.00**	**$ 60,250.00**	**$ 301,250.00**	**$ 100,846.54**	**$ 100,846.54**
Operating Expenditures					
01-515· Civic Plus Website training (Strategic Planning)	$ 3,000.00	$ 750.00	$ 3,750.00	$ 3,750.00	$ 3,750.00
01-514· Admin Scanning (RCI)	$ 3,993.00	$ 998.25	$ 4,991.25	$ 4,991.25	$ 4,991.25
01-507· PW25 Transmission repairs	$ 2,331.00	$ 582.75	$ 2,913.75	$ 2,913.75	$ 2,913.75
01-507· Backhoe/Loader repair	$ 8,758.00	$ 2,189.50	$ 10,947.50	$ 10,947.50	$ 10,947.50
Total Operating Expenditures	**$ 18,082.00**	**$ 4,520.50**	**$ 22,602.50**	**$ 22,602.50**	**$ 22,602.50**
Capital Expenditures*					
Admin Capital					
01-530· -City Hall Digital Electronic Signage	$ 43,000.00	$ -	$ 43,000.00	$ 43,000.00	$ 43,000.00
01-530· - Digital Electronic Signage Windcrest Dr. & I35	$ 51,000.00	$ -	$ 51,000.00		
01-530· - Digital Electronic Signage Jim Seal Dr.	$ 23,000.00	$ -	$ 23,000.00	$ 23,000.00	$ 23,000.00
Total Admin	**$ 117,000.00**	**$ -**	**$ 117,000.00**	**$ 66,000.00**	**$ 66,000.00**
FD Capital					
01-530· -Covered Parking	$ 20,860.00	$ -	$ 20,860.00	$ 20,860.00	$ 20,860.00
01-530· -Office Furniture	$ 17,721.20	$ -	$ 17,721.20	$ 17,721.20	$ 17,721.20
01-530· -Fire Department Office repairs and maintenance	$ 10,539.00	$ -	$ 10,539.00	$ 10,539.00	$ 10,539.00
01-530· -Fire Bay Drop ceiling upgrade	$ 20,430.97	$ -	$ 20,430.97		$ -
01-530· -Bay Door Replacements	$ 23,967.18	$ -	$ 23,967.18		$ -
01-530· -FY 2022-2023. Fire Marshal (1FTE) - $85,049.62	$ 85,049.62	$ -	$ 85,049.62		$ -
01-530· -FY 2022-2023. Mobile Radios (5units @6,836.50pc.) - $34,182.50	$ 34,182.50	$ -	$ 34,182.50	$ 34,182.50	$ 34,182.50
01-530· -FY 2022-2023. Handheld Radios (30units @8,226.47pc.) -$246,794.10	$ 246,794.10	$ -	$ 246,794.10	$ 246,794.10	$ 246,794.10
Total FD	**$ 459,544.57**	**$ -**	**$ 459,544.57**	**$ 330,096.80**	**$ 330,096.80**
PW Capital					
01-530· - FY 2022-2023. Concrete Pad behind Maintenance building - $62,517.00	$ 62,517.00	$ -	$ 62,517.00		
01-530 -Gates for Public Works and Quarterly Maintenance ($705.00 per year)	$ 15,326.00	$ -	$ 15,326.00		
01-530 -Gates RV Storage and Quarterly Maintenance (705.00 per year)	$ 9,991.00	$ -	$ 9,991.00		
01-530 - FY 2022-2023. Backhoe - $108,499.00	$ 108,499.00	$ -	$ 108,499.00		
01-530 -Street Sweeper (Last Payment 5/2022)	$ 48,168.81	$ -	$ 48,168.81		
01-530· -Takas Park Trail Repairs (In House Labor)	$ 55,000.00	$ -	$ 55,000.00	$ 55,000.00	$ 55,000.00
01-530· -New AC Unit	$ 7,988.00	$ -	$ 7,988.00	$ 7,988.00	$ 7,988.00
01-530 -FY 2022-2023. 2021 Broce Broom-260 - $38,145.00	$ 38,145.00	$ -	$ 38,145.00		
Total PW	**$ 345,634.81**	**$ -**	**$ 345,634.81**	**$ 62,988.00**	**$ 62,988.00**
P&R Capital					
01-530· -Dog Park (85k-100k)	$ 85,000.00	$ -	$ 85,000.00	$ 85,000.00	
Total P&R Capital	**$ 85,000.00**	**$ -**	**$ 85,000.00**	**$ 85,000.00**	**$ -**
Finance Capital					
01-530 -Incode 9 upgrade to Incode 10	$ 80,000.00	$ -	$ 80,000.00		
Total Finance Capital	**$ 80,000.00**	**$ -**	**$ 80,000.00**	**$ -**	**$ -**
Civic Center					
01-530 - FY 2022-2023. Emergency Management Shelter Upgrade - $50,000.00	$ 50,000.00	$ -	$ 50,000.00		
Total Finance Capital	**$ 50,000.00**	**$ -**	**$ 50,000.00**	**$ -**	**$ -**
Total	**$ 1,396,261.38**	**$ 64,770.50**	**$ 1,461,031.88**	**$ 667,533.84**	**$ 582,533.84**
Available Unrestricted Fund Balance (FY Ending Fund Balance -(minus) 25% Restricted Fund Balance)			**1,555,520.50**	**887,986.66**	**972,986.66**

* Capital Expenditures does not require a 25% fund balance reserve.

ORDINANCE 2022-005(O)

AN ORDINANCE OF THE CITY OF WINDCREST, TX., CITY COUNCIL AUTHORIZING THE ALLOCATION OF REIMBURSEMENTS FROM THE 2021 AMERICAN RESCUE PLAN ACT CORONAVIRUS LOCAL FISCAL RECOVERY FUNDS; AMENDING THE FISCAL YEAR 2021/2022 CITY OF WINDCREST, TX. MUNICIPAL BUDGET

PENDING CC APPROVAL

WHEREAS, the 117th United States Congress passed the American Rescue Plan Act of 2021 (ARPA), a $1.9 trillion economic stimulus bill; and

WHEREAS, the City of Windcrest City Council approved Resolution 2021-526(R), accepting available funding from the American Rescue Plan Act Coronavirus Local Fiscal Recovery Funds (CLFRF) for reimbursement from CLFRF; and

WHEREAS, CLFRF funds may be used to cover costs incurred form March 3, 2021, through December 31, 2026. However, participants must obligate all funding by December 31, 2024, obligate means an order placed for property and services and entering into contracts, subawards, and similar transactions that require payment, and

WHEREAS, the United States Department of Treasury committed $1,280,00.00 from the CLFRF and will be provided in two (2) difference disbursements, of which $727,995.00 has been received; and

WHEREAS, the City of Windcrest City Council finds it necessary to allow reimbursement of FY2020/2021 projects in the total amount of $220,811.00 into the General Fund and Windcrest Crime Control Prevention District funds (Exhibit A); and

WHEREAS, the City of Windcrest City Council finds it necessary to except reimbursements of FY2021/2022 projects in the total amount of $506,109.00 into the General Fund and Windcrest Crime Control Prevention District funds, (Exhibit A); and

WHEREAS, the City of Windcrest finds the amendment will not create any budgetary anomalies and that the City has the available funds to make the necessary budget adjustments;

WHEREAS, the City of Windcrest finds it is in the best interest of its residents and the general public;

I.

NOW THEREFORE, BE IT ORDAINED BY THE CITY COUNCIL OF THE CITY OF WINDCREST, TEXAS that the City of Windcrest City Council amends the budget and accepts the allocation of reimbursements as outlined in Exhibit A for the total amount of CLFRF received in the amount of $727,995.00.

II.
CUMULATIVE CLAUSE

This Ordinance shall be cumulative of all provisions of the Windcrest Code of Ordinances except where the provisions of this Ordinance are in direct conflict with the provisions of such preexisting Ordinance, in which event the conflicting provisions of such preexisting Ordinance are hereby repealed.

II.
SEVERABILITY

That it is hereby declared to be the intent of the City Council of Windcrest that the phrases, clauses, sentences, paragraphs, and sections of this Ordinance are severable, and if any phrase, clause, sentence, paragraph, or section of this Ordinance should be declared unconstitutional by the valid judgement or decree of any court of competent jurisdiction, such unconstitutionality shall not affect any of the remaining phrases, clauses, sentences, paragraphs, or sections of the Ordinances, since the same would have been enacted by the City Council without incorporation in this ordinance of any such unconstitutional phrases, sentences, paragraphs, or sections.

III.
PROPER NOTICE AND MEETING

It is hereby officially found and determined that the meetings at which this Ordinance was approved and adopted was open to the public and that public notice of the time, place, and purpose of said meeting was given as required by the Open Meetings Act, Chapter 551 of the Texas Government.

IV.
EFFECTIVE DATE

This ordinance shall be effective upon passage and publication as required by state and local law.

VII.
READINGS

FIRST READING approved by the City Council of the City of Windcrest this the_____ day of ____,2022..

PENDING COUNCIL APPROVAL

SECOND READING DULY PASSED AND APPROVED, on the _____ day of _____t, 2022 at a regular meeting of the City Council of the City of Windcrest, Texas, which was held in compliance with the Open Meetings Act, Gov't. Code §551.001, et. Seq. at which meeting a quorum was present and voting.

CITY OF WINDCREST, TEXAS

_____
Dan Reese, Mayor

ATTEST:

_____
Rachel C. Dominguez, City Secretary

APPROVED:

_____
Ryan S. Henry, City Attorney

PENDING CC APPROVAL

Attachment 1
Resolution 2022_____(R)

ARPA Budget 3/07/2022

Expense	FY 20-21 Projects	FY 21-22 Projects	Other Possible Projects	Est Cost	Department	Justification	TOTAL PO'S ISSUED	BALANCE REMAINING
Security Gates at PD & PW yard (Quility Access Control)	$ 17,080			$ 17,080	Facility 01-510-630	Respond to Public Health Emergency	$ 17,080.00	$ -
City Hall Public Access Safety (repairs, JBD Enterprises)	$ 20,667			$ 20,667	Facility 01-510-631	Respond to Public Health Emergency	$ 20,667.00	$ -
Server Replacement/upgrades (Barcome)	$ 90,000			$ 90,000	Capital 01-530-815	Cybersecurity	$ 90,000.00	$ -
Boardband/Wi-Fi Connectivity/Camera Security (Council Chambers Video System Upgrade, Barcome)	$ 12,279			$ 12,279	Capital 01-530-810	Cybersecurity/Infrastructure Protection	$ 12,279.05	$ -
Boardband/Wi-Fi Connectivity/Camera Security (Council Chambers Audio System Upgrade, Integral AV Solutions)	$ 24,133			$ 24,133	Capital 01-530-801	Cybersecurity/Infrastructure Protection	$ 24,132.83	$ -
Radios Police (Dailey-Wells Communication)		$ 151,109		$ 151,109	Public Safety 18-500-800	Cybersecurity/Infrastructure Protection	$ 151,109.40	$ -
Boardband/Wi-Fi Connectivity/Camera Security: PD & PW Yard (Barcome)	$ 15,644			$ 15,644	Public Safety 18-500-801	Cybersecurity/Infrastructure Protection	$ 15,644.40	$ -
Boardband/Wi-Fi Connectivity/Camera Security: PD City Hall (Barcome)	$ 24,053			$ 24,053	Public Safety 18-500-802	Cybersecurity/Infrastructure Protection	$ 24,053.43	$ -
Security Gates at Vehicle storage yard (Quility Access Control)	$ 16,954			$ 16,954	Public Safety 18-500-803	Cybersecurity/Infrastructure Protection	$ 16,954.00	$ -
Radios Fire (Dailey-Wells Communication)		$ 250,000		$ 250,000	Capital 01-530-803	Improve radio comms during any crisis	$ -	$ 250,000.00
Network switch upgrade 5-10GB		$ 55,000		$ 55,000	Capital 01-530-815	Respond to Public Health Emergency	$ -	$ 55,000.00
Fire Bay Door replacement		$ 25,000		$ 25,000	Capital 01-530-803	Respond to Public Health Emergency	$ -	$ 25,000.00
FD Covered Parking		$ 25,000		$ 25,000	Capital 01-530-803	Cybersecurity/Infrastructure Protection	$ -	$ 25,000.00
								$ -
								$ -
Total Anticipated Expenses	**$ 220,811**	**$ 506,109**	**$ -**	**$ 726,920**			**$ 371,920.11**	**$ 355,000.00**
ARPA Funds Available (1,280,000.00-727,995.00=552,005.00)	**$ 220,811**	**$ 1,059,189**	**$ -**	**$ 1,280,000**				
(Over)/Under	**$ 0**	**$ 553,080**	**$ -**	**$ 553,080**				

	General Fund (01)	WCCPD Fund (18)
Estimated Beginning Fund Balance FY 21-22	**$ 3,353,306**	**$ 671,688**
ARPA Funds expenditure reimbursement FY 20-21	**$ 164,159**	**$ 56,652**
***Estimated Beginning Fund Balance FY 21-22 with ARPA Funds**	**$ 3,517,465**	**$ 728,340**
Estimated Beginning Fund Balance FY 21-22	**$ 3,517,465**	**$ 728,340**
ARPA Funds expenditure reimbursement FY 21-22	**$ 355,000**	**$ 151,109**
Estimated Beginning Fund Balance FY 21-22 with ARPA Funds	**$ 3,872,465**	**$ 879,449**

* Upon approval of the resolution to appropriate ARPA funds to the above expenditures, the Estimated Beginning Fund Balance will be presented to the City Council in May on the April Unaudited Finance Report and will be reflected after completion of the City of Windcrest FY 20-21 Audit.

ORDINANCE 2022-006(O)

AN ORDINANCE TO AUTHORIZE AND RATIFY THE CLOSING OF THE CITY OF WINDCREST, TX., GENERAL FUNDS ACCOUNTS, ROOSEVELT SCHOLARSHIP, FUND 11 AND 2019 SERIES B, FUND 22.

WHEREAS, the City of Windcrest utlized the Roosevelt Scholarship account (Fund 11) and no longer receives or distributes funds for this purpose; and

WHEREAS, the City of Windcrest utilized the 2019 Series B account (Fund 22), to record municipal financial tranactions for the 2019 Series B funding; and

WHEREAS, the City of Windcrest finds it necessary to close these accounts as they are no longer utlized for the purposes they originally intended for; and

WHEREAS, the City of Windcrest finds it is necessary to maintain an accurate chart of accounts for auditing purposes.

I.

NOW, THEREFORE, BE IT ORDAINED AND RATIFIED BY THE CITY COUNCIL OF THE CITY OF WINDCREST, TEXAS that the City Manager and Municipal Finance Officer are authorized to close General Fund accounts Roosevelt Scholarship Fund 11 and 2019 Series B, Fund 22;

SECTION 2. The FY 2021-2022 City of Windcrest General Fund chart of accounts will no longer include Fund 11 and Fund 22 and shall be administratively updated by the Municipal Finance Officer or his/her designee to reflect this update.

SECTION 3. The financial allocations in this Ordinance are subject to approval and application by the Finance Officer. The Finance Officer may, subject to concurrence by the City Manager or the City Manager's designee, utilize proper and accepted accounting principles to properly record the allocations as necessary to carry out of the purpose of this Ordinance.

SECTION 4. This Ordinance shall become effective immediately upon its passage and publication as required by law.

II.
CUMULATIVE CLAUSE

That this Ordinance shall be cumulative of all provisions of the City of Windcrest, except where the provisions of this Ordinance are in direct conflict with the provisions of such other ordinance, in which event the conflicting provisions of such other ordinance are hereby repealed, while leaving the remainder of such other ordinance intact. To the extent of any conflict, this Ordinance is controlling.

III.
SEVERABILITY

That it is hereby declared to be the intention of the City Council of the City of Windcrest. that the phrases, clauses, sentences, paragraphs, and sections of this Ordinance are severable, and if any

PENDING CC APPROVAL

phrase, clause, sentence, paragraph, or section of this Ordinance should be declared unconstitutional or invalid by final judgment or decree of any court of competent jurisdiction, such unconstitutionality or invalidity shall not affect any of the remaining phrases, clauses, sentences, paragraphs, or sections of the Ordinances, since the same would have been enacted by the City Council without incorporation in this ordinance of any such unconstitutional or invalid phrases, sentences, paragraphs, or sections.

IV.
PROPER NOTICE AND MEETING

It is hereby officially found and determined that the meeting at which this Ordinance was adopted was open to the public and that public notice of the time, place and purpose of said meeting was given as required by the Open Meetings Act, Chapter 551 of the Texas Government

DULY PASSED ON FIRST READING, on the _____ day of _____, 20___ at a regular meeting of the City Council of the City of Windcrest, Texas, which was held in compliance with the Open Meetings Act, Gov't. Code §551.001, et. Seq. at which meeting a quorum was present and voting.

DULY PASSED AND APPROVED, on the _____ day of _____, 20__ at a regular meeting of the City Council of the City of Windcrest, Texas, which was held in compliance with the Open Meetings Act, Gov't. Code §551.001, et. Seq. at which meeting a quorum was present and voting.

CITY OF WINDCREST, TEXAS

_____
Dan Reese, Mayor

ATTEST:

_____
Rachel C. Dominguez, City Secretary

APPROVED:

_____
Ryan S. Henry, City Attorney

PENDING CC APPROVAL

ORDINANCE 2022-007(O)

AN ORDINANCE OF THE CITY OF WINDCREST, TX., CITY COUNCIL AMENDING THE GENERAL FUND OF THE CITY OF WINDCREST, TX. MUNICIPAL BUDGET FOR FISCAL YEAR 2021-2022, APPROVING A FOUR PERCENT (4%) COST OF LIVING INCREASE TO THE FISCAL YEAR 2021-2022 PAY TABLE

DRAFT

WHEREAS, the City of Windcrest passed their FY2021-2022 Budget on September 13, 2022; and,

WHEREAS, the City of Windcrest has determined for the retention of employees, the City is in need of amending the adopted FY21/22 pay table to include a four percent (4%) cost of living increase, increasing the budgets for the City of Windcrest General Fund, Windcrest Crime Control Prevention District (WCCPD), Garbage and other funds as needed.

I.

NOW THEREFORE, BE IT ORDAINED BY THE CITY COUNCIL OF THE CITY OF WINDCREST, TEXAS that the FY 2021-2022 General Fund Budget, WCCPD, Garbage and other funds as needed for the City of Windcrest is hereby amended as outlined Exhibit A, pages 1 - 7:

SECTION 1. The City of Windcrest hereby authorizes the City Manager to make the appropriate changes upon approval of the proposed funding to the City's General, WCCPD, Garbage and other funds as needed through the finance department.

SECTION 2. The City of Windcrest authorizes the expenditure of funds in the amount not to exceed $80,677.23 out of the General and WCCPD available funds to provide in 2021-2022 fiscal year.

SECTION 3. The City of Windcrest authorizes the expenditure of funds to fund the amended FY21-22 pay table for the City of Windcrest and shall cover all positions effective April 4, 2022.

II. .

CUMULATIVE CLAUSE

This Ordinance shall be cumulative of all provisions of the Windcrest Code of Ordinances except

where the provisions of this Ordinance are in direct conflict with the provisions of such Ordinance, in which event the conflicting provisions of such Ordinance are hereby repealed.

III. SEVERABILITY

That it is hereby declared to be the intent of the City Council of Windcrest that the phrases,clauses, sentences, paragraphs, and sections of this Ordinance are severable, and if any phrase, clause, sentence, paragraph, or section of this Ordinance should be declared unconstitutional by the valid judgement or decree of any court of competent jurisdiction, such unconstitutionality shall not affect any of the remaining phrases, clauses, sentences, paragraphs, or sections of the Ordinances, since the same would have been enacted by the City Council without incorporation inthis ordinance of any such unconstitutional phrases, sentences, paragraphs, or sections.

IV.
PROPER NOTICE AND MEETING

It is hereby officially found and determined that the meetings at which this Ordinance wasapproved and adopted was open to the public and that public notice of the time, place, and purposeof said meeting was given as required by the Open Meetings Act, Chapter 551 of the Texas Government.

V.
EFFECTIVE DATE

This ordinance shall be effective upon passage and publication as required by state and local law.

VI.
READINGS

FIRST READING approved by the City Council of the City of Windcrest this the ___th day of March 2022.

SECOND READING DULY PASSED AND APPROVED, on the_____day of March, 2022 at a regular meeting of the City Council of the City of Windcrest, Texas,which was held in compliance with the Open Meetings Act, Gov't. Code §551.001, et. Seq. at which meeting a quorum was present and voting.

CITY OF WINDCREST, TEXAS

_____
Dan Reese, Mayor

ATTEST:

DRAFT

_____
Rachel C. Dominguez, City Secretary

APPROVED:

_____
Ryan S. Henry, City Attorney

DRAFT

Exhibit A
Ordinance 2022-007(O)

Budget and Plan for Municipal Services Fiscal Year 2021-2022
Personnel Summary Grade and Pay Rate Table

Service grade	Step 1	Step 2	Step 3	Step 4	Step 5	Step 6	Step 7	Step 8	Step 9	Step 10	Step 11	Step 12	Step 13	Step 14	Step 15	Step 16	Step 17	Step 18	Step 19	Step 20
85																				
Hour	76.46	77.99	79.55	81.14	82.76	84.42	86.11	87.83	89.59	91.38	93.20	95.07	96.97	98.91	100.89	102.91	104.96	107.06	109.20	111.39
Biweekly	6,116.80	6,239.14	6,363.92	6,491.20	6,621.02	6,753.44	6,888.51	7,026.28	7,166.81	7,310.14	7,456.35	7,605.47	7,757.58	7,912.73	8,070.99	8,232.41	8,397.06	8,565.00	8,736.30	8,911.02
Month	13,253.07	13,518.13	13,788.49	14,064.26	14,345.55	14,632.46	14,925.11	15,223.61	15,528.08	15,838.64	16,155.41	16,478.52	16,808.09	17,144.25	17,487.14	17,836.88	18,193.62	18,557.49	18,928.64	19,307.22
Annual	159,036.80	162,217.54	165,461.89	168,771.12	172,146.55	175,589.48	179,101.27	182,683.29	186,336.96	190,063.70	193,864.97	197,742.27	201,697.12	205,731.06	209,845.68	214,042.59	218,323.45	222,689.91	227,143.71	231,686.59
84																				
Hour	74.93	76.43	77.96	79.52	81.11	82.73	84.38	86.07	87.79	89.55	91.34	93.17	95.03	96.93	98.87	100.85	102.86	104.92	107.02	109.16
Biweekly	5,994.46	6,114.35	6,236.64	6,361.37	6,488.60	6,618.37	6,750.74	6,885.75	7,023.47	7,163.94	7,307.22	7,453.36	7,602.43	7,754.48	7,909.57	8,067.76	8,229.11	8,393.70	8,561.57	8,732.80
Month	12,988.01	13,247.77	13,512.72	13,782.98	14,058.63	14,339.81	14,626.60	14,919.14	15,217.52	15,521.87	15,832.31	16,148.95	16,471.93	16,801.37	17,137.40	17,480.15	17,829.75	18,186.34	18,550.07	18,921.07
Annual	155,856.06	158,973.19	162,152.65	165,395.70	168,703.62	172,077.69	175,519.24	179,029.63	182,610.22	186,262.42	189,987.67	193,787.43	197,663.17	201,616.44	205,648.77	209,761.74	213,956.98	218,236.12	222,600.84	227,052.86
83																				
Hour	73.43	74.90	76.40	77.93	79.49	81.08	82.70	84.35	86.04	87.76	89.51	91.30	93.13	94.99	96.89	98.83	100.81	102.82	104.88	106.98
Biweekly	5,874.57	5,992.07	6,111.91	6,234.15	6,358.83	6,486.01	6,615.73	6,748.04	6,883.00	7,020.66	7,161.07	7,304.30	7,450.38	7,599.39	7,751.38	7,906.40	8,064.53	8,225.82	8,390.34	8,558.15
Month	12,728.25	12,982.81	13,242.47	13,507.32	13,777.46	14,053.01	14,334.07	14,620.75	14,913.17	15,211.43	15,515.66	15,825.97	16,142.49	16,465.34	16,794.65	17,130.54	17,473.15	17,822.62	18,179.07	18,542.65
Annual	152,738.94	155,793.72	158,909.60	162,087.79	165,329.54	168,636.13	172,008.86	175,449.03	178,958.02	182,537.18	186,187.92	189,911.68	193,709.91	197,584.11	201,535.79	205,566.51	209,677.84	213,871.39	218,148.82	222,511.80
82																				
Hour	71.96	73.40	74.87	76.37	77.90	79.45	81.04	82.66	84.32	86.00	87.72	89.48	91.27	93.09	94.95	96.85	98.79	100.77	102.78	104.84
Biweekly	5,757.08	5,872.22	5,989.67	6,109.46	6,231.65	6,356.29	6,483.41	6,613.08	6,745.34	6,880.25	7,017.85	7,158.21	7,301.37	7,447.40	7,596.35	7,748.28	7,903.24	8,061.31	8,222.53	8,386.98
Month	12,473.68	12,723.15	12,977.62	13,237.17	13,501.91	13,771.95	14,047.39	14,328.34	14,614.90	14,907.20	15,205.35	15,509.45	15,819.64	16,136.04	16,458.76	16,787.93	17,123.69	17,466.16	17,815.49	18,171.80
Annual	149,684.16	152,677.85	155,731.40	158,846.03	162,022.95	165,263.41	168,568.68	171,940.05	175,378.85	178,886.43	182,464.16	186,113.44	189,835.71	193,632.43	197,505.08	201,455.18	205,484.28	209,593.97	213,785.85	218,061.56
81																				
Hour	70.52	71.93	73.37	74.84	76.34	77.86	79.42	81.01	82.63	84.28	85.97	87.69	89.44	91.23	93.06	94.92	96.81	98.75	100.73	102.74
Biweekly	5,641.94	5,754.78	5,869.88	5,987.27	6,107.02	6,229.16	6,353.74	6,480.82	6,610.43	6,742.64	6,877.50	7,015.05	7,155.35	7,298.45	7,444.42	7,593.31	7,745.18	7,900.08	8,058.08	8,219.24
Month	12,224.21	12,468.69	12,718.06	12,972.43	13,231.87	13,496.51	13,766.44	14,041.77	14,322.61	14,609.06	14,901.24	15,199.26	15,503.25	15,813.31	16,129.58	16,452.17	16,781.22	17,116.84	17,459.18	17,808.36
Annual	146,690.48	149,624.29	152,616.78	155,669.11	158,782.49	161,958.14	165,197.31	168,501.25	171,871.28	175,308.70	178,814.88	182,391.17	186,039.00	189,759.78	193,554.97	197,426.07	201,374.59	205,402.09	209,510.13	213,700.33
80																				
Hour	69.11	70.50	71.91	73.34	74.81	76.31	77.83	79.39	80.98	82.60	84.25	85.93	87.65	89.41	91.19	93.02	94.88	96.78	98.71	100.69
Biweekly	5,529.10	5,639.68	5,752.48	5,867.53	5,984.88	6,104.58	6,226.67	6,351.20	6,478.23	6,607.79	6,739.95	6,874.74	7,012.24	7,152.48	7,295.53	7,441.44	7,590.27	7,742.08	7,896.92	8,054.86
Month	11,979.72	12,219.32	12,463.70	12,712.98	12,967.24	13,226.58	13,491.11	13,760.94	14,036.15	14,316.88	14,603.21	14,895.28	15,193.18	15,497.05	15,806.99	16,123.13	16,445.59	16,774.50	17,109.99	17,452.19
Annual	143,756.67	146,631.80	149,564.44	152,555.73	155,606.84	158,718.98	161,893.36	165,131.23	168,433.85	171,802.53	175,238.58	178,743.35	182,318.22	185,964.58	189,683.87	193,477.55	197,347.10	201,294.04	205,319.93	209,426.32
79																				
Hour	67.73	69.09	70.47	71.88	73.31	74.78	76.28	77.80	79.36	80.95	82.56	84.22	85.90	87.62	89.37	91.16	92.98	94.84	96.74	98.67
Biweekly	5,418.52	5,526.89	5,637.43	5,750.18	5,865.18	5,982.48	6,102.13	6,224.18	6,348.66	6,475.63	6,605.15	6,737.25	6,871.99	7,009.43	7,149.62	7,292.62	7,438.47	7,587.24	7,738.98	7,893.76
Month	11,740.13	11,974.93	12,214.43	12,458.72	12,707.89	12,962.05	13,221.29	13,485.72	13,755.43	14,030.54	14,311.15	14,597.37	14,889.32	15,187.11	15,490.85	15,800.67	16,116.68	16,439.01	16,767.79	17,103.15
Annual	140,881.54	143,699.17	146,573.15	149,504.61	152,494.71	155,544.60	158,655.49	161,828.60	165,065.18	168,366.48	171,733.81	175,168.48	178,671.85	182,245.29	185,890.20	189,608.00	193,400.16	197,268.16	201,213.53	205,237.80
78																				
Hour	66.38	67.70	69.06	70.44	71.85	73.29	74.75	76.25	77.77	79.33	80.91	82.53	84.18	85.87	87.58	89.33	91.12	92.94	94.80	96.70
Biweekly	5,310.15	5,416.35	5,524.68	5,635.17	5,747.88	5,862.83	5,980.09	6,099.69	6,221.69	6,346.12	6,473.04	6,602.50	6,734.55	6,869.25	7,006.63	7,146.76	7,289.70	7,435.49	7,584.20	7,735.89
Month	11,505.33	11,735.43	11,970.14	12,209.54	12,453.73	12,702.81	12,956.87	13,216.00	13,480.32	13,749.93	14,024.93	14,305.43	14,591.53	14,883.37	15,181.03	15,484.65	15,794.35	16,110.23	16,432.44	16,761.09
Annual	138,063.91	140,825.18	143,641.69	146,514.52	149,444.81	152,433.71	155,482.38	158,592.03	161,763.87	164,999.15	168,299.13	171,665.11	175,098.42	178,600.39	182,172.39	185,815.84	189,532.16	193,322.80	197,189.26	201,133.04
77																				
Hour	65.05	66.35	67.68	69.03	70.41	71.82	73.26	74.72	76.22	77.74	79.29	80.88	82.50	84.15	85.83	87.55	89.30	91.08	92.91	94.76
Biweekly	5,203.95	5,308.03	5,414.19	5,522.47	5,632.92	5,745.58	5,860.49	5,977.70	6,097.25	6,219.20	6,343.58	6,470.45	6,599.86	6,731.86	6,866.50	7,003.83	7,143.90	7,286.78	7,432.52	7,581.17
Month	11,275.22	11,500.72	11,730.74	11,965.35	12,204.66	12,448.75	12,697.73	12,951.68	13,210.72	13,474.93	13,744.43	14,019.32	14,299.70	14,585.70	14,877.41	15,174.96	15,478.46	15,788.03	16,103.79	16,425.87
Annual	135,302.63	138,008.68	140,768.85	143,584.23	146,455.92	149,385.03	152,372.74	155,420.19	158,528.59	161,699.17	164,933.15	168,231.81	171,596.45	175,028.38	178,528.95	182,099.52	185,741.51	189,456.34	193,245.47	197,110.38
76																				
Hour	63.75	65.02	66.32	67.65	69.00	70.38	71.79	73.23	74.69	76.19	77.71	79.26	80.85	82.47	84.11	85.80	87.51	89.26	91.05	92.87
Biweekly	5,099.87	5,201.87	5,305.90	5,412.02	5,520.26	5,630.67	5,743.28	5,858.15	5,975.31	6,094.81	6,216.71	6,341.05	6,467.87	6,597.22	6,729.17	6,863.75	7,001.03	7,141.05	7,283.87	7,429.55
Month	11,049.71	11,270.71	11,496.12	11,726.05	11,960.57	12,199.78	12,443.77	12,692.65	12,946.50	13,205.43	13,469.54	13,738.93	14,013.71	14,293.98	14,579.86	14,871.46	15,168.89	15,472.27	15,781.71	16,097.35
Annual	132,596.58	135,248.51	137,953.48	140,712.55	143,526.80	146,397.33	149,325.28	152,311.79	155,358.02	158,465.18	161,634.49	164,867.18	168,164.52	171,527.81	174,958.37	178,457.53	182,026.68	185,667.22	189,380.56	193,168.17
75																				
Hour	62.47	63.72	65.00	66.30	67.62	68.98	70.36	71.76	73.20	74.66	76.15	77.68	79.23	80.82	82.43	84.08	85.76	87.48	89.23	91.01
Biweekly	4,997.87	5,097.83	5,199.78	5,303.78	5,409.86	5,518.05	5,628.41	5,740.98	5,855.80	5,972.92	6,092.38	6,214.22	6,338.51	6,465.28	6,594.58	6,726.48	6,861.01	6,998.23	7,138.19	7,280.95
Month	10,828.72	11,045.29	11,266.20	11,491.52	11,721.36	11,955.78	12,194.90	12,438.80	12,687.57	12,941.32	13,200.15	13,464.15	13,733.44	14,008.10	14,288.27	14,574.03	14,865.51	15,162.82	15,466.08	15,775.40
Annual	129,944.64	132,543.54	135,194.41	137,898.30	140,656.26	143,469.39	146,338.78	149,265.55	152,250.86	155,295.88	158,401.80	161,569.83	164,801.23	168,097.25	171,459.20	174,888.38	178,386.15	181,953.87	185,592.95	189,304.81
74																				
Hour	61.22	62.45	63.70	64.97	66.27	67.60	68.95	70.33	71.73	73.17	74.63	76.12	77.65	79.20	80.78	82.40	84.05	85.73	87.44	89.19
Biweekly	4,897.91	4,995.87	5,095.79	5,197.71	5,301.66	5,407.69	5,515.85	5,626.16	5,738.69	5,853.46	5,970.53	6,089.94	6,211.74	6,335.97	6,462.69	6,591.95	6,723.79	6,858.26	6,995.43	7,135.34
Month	10,612.15	10,824.39	11,040.88	11,261.69	11,486.93	11,716.67	11,951.00	12,190.02	12,433.82	12,682.50	12,936.15	13,194.87	13,458.77	13,727.94	14,002.50	14,282.55	14,568.20	14,859.57	15,156.76	15,459.89
Annual	127,345.75	129,892.67	132,490.52	135,140.33	137,843.14	140,600.00	143,412.00	146,280.24	149,205.84	152,189.96	155,233.76	158,338.44	161,505.20	164,735.31	168,030.01	171,390.62	174,818.43	178,314.80	181,881.09	185,518.71
73																				
Hour	60.00	61.20	62.42	63.67	64.95	66.24	67.57	68.92	70.30	71.70	73.14	74.60	76.09	77.62	79.17	80.75	82.37	84.01	85.69	87.41
Biweekly	4,799.96	4,895.95	4,993.87	5,093.75	5,195.63	5,299.54	5,405.53	5,513.64	5,623.91	5,736.39	5,851.12	5,968.14	6,087.50	6,209.25	6,333.44	6,460.11	6,589.31	6,721.10	6,855.52	6,992.63
Month	10,399.90	10,607.90	10,820.06	11,036.46	11,257.19	11,482.33	11,711.98	11,946.22	12,185.14	12,428.85	12,677.42	12,930.97	13,189.59	13,453.38	13,722.45	13,996.90	14,276.84	14,562.38	14,853.62	15,150.69
Annual	124,798.84	127,294.81	129,840.71	132,437.52	135,086.27	137,788.00	140,543.76	143,354.63	146,221.73	149,146.16	152,129.09	155,171.67	158,275.10	161,440.60	164,669.41	167,962.80	171,322.06	174,748.50	178,243.47	181,808.34

Exhibit A
Ordinance 2022-007(O)

Budget and Plan for Municipal Services Fiscal Year 2021-2022
Personnel Summary Grade and Pay Rate Table

Service grade	Step 1	Step 2	Step 3	Step 4	Step 5	Step 6	Step 7	Step 8	Step 9	Step 10	Step 11	Step 12	Step 13	Step 14	Step 15	Step 16	Step 17	Step 18	Step 19	Step 20
72																				
Hour	58.80	59.98	61.17	62.40	63.65	64.92	66.22	67.54	68.89	70.27	71.68	73.11	74.57	76.06	77.58	79.14	80.72	82.33	83.98	85.66
Biweekly	4,703.96	4,798.04	4,894.00	4,991.88	5,091.71	5,193.55	5,297.42	5,403.37	5,511.43	5,621.66	5,734.10	5,848.78	5,965.75	6,085.07	6,206.77	6,330.91	6,457.52	6,586.67	6,718.41	6,852.78
Month	10,191.90	10,395.74	10,603.66	10,815.73	11,032.05	11,252.69	11,477.74	11,707.30	11,941.44	12,180.27	12,423.88	12,672.35	12,925.80	13,184.32	13,448.00	13,716.96	13,991.30	14,271.13	14,556.55	14,847.68
Annual	122,302.86	124,748.92	127,243.90	129,788.77	132,384.55	135,032.24	137,732.88	140,487.54	143,297.29	146,163.24	149,086.50	152,068.23	155,109.60	158,211.79	161,376.03	164,603.55	167,895.62	171,253.53	174,678.60	178,172.17
71																				
Hour	57.62	58.78	59.95	61.15	62.37	63.62	64.89	66.19	67.52	68.87	70.24	71.65	73.08	74.54	76.03	77.55	79.10	80.69	82.30	83.95
Biweekly	4,609.88	4,702.07	4,796.12	4,892.04	4,989.88	5,089.68	5,191.47	5,295.30	5,401.21	5,509.23	5,619.41	5,731.80	5,846.44	5,963.37	6,082.63	6,204.29	6,328.37	6,454.94	6,584.04	6,715.72
Month	9,988.07	10,187.83	10,391.58	10,599.42	10,811.40	11,027.63	11,248.19	11,473.15	11,702.61	11,936.66	12,175.40	12,418.91	12,667.28	12,920.63	13,179.04	13,442.62	13,711.48	13,985.70	14,265.42	14,550.73
Annual	119,856.80	122,253.94	124,699.02	127,193.00	129,736.86	132,331.60	134,978.23	137,677.79	140,431.35	143,239.97	146,104.77	149,026.87	152,007.41	155,047.55	158,148.51	161,311.48	164,537.71	167,828.46	171,185.03	174,608.73
70																				
Hour	56.47	57.60	58.75	59.93	61.13	62.35	63.60	64.87	66.16	67.49	68.84	70.21	71.62	73.05	74.51	76.00	77.52	79.07	80.65	82.27
Biweekly	4,517.68	4,608.03	4,700.19	4,794.20	4,890.08	4,987.88	5,087.64	5,189.39	5,293.18	5,399.05	5,507.03	5,617.17	5,729.51	5,844.10	5,960.98	6,080.20	6,201.81	6,325.84	6,452.36	6,581.41
Month	9,788.31	9,984.07	10,183.75	10,387.43	10,595.18	10,807.08	11,023.22	11,243.69	11,468.56	11,697.93	11,931.89	12,170.53	12,413.94	12,662.22	12,915.46	13,173.77	13,437.25	13,705.99	13,980.11	14,259.71
Annual	117,459.67	119,808.86	122,205.04	124,649.14	127,142.12	129,684.96	132,278.66	134,924.24	137,622.72	140,375.17	143,182.68	146,046.33	148,967.26	151,946.60	154,985.54	158,085.25	161,246.95	164,471.89	167,761.33	171,116.55
69																				
Hour	55.34	56.45	57.58	58.73	59.90	61.10	62.32	63.57	64.84	66.14	67.46	68.81	70.19	71.59	73.02	74.48	75.97	77.49	79.04	80.62
Biweekly	4,427.33	4,515.87	4,606.19	4,698.31	4,792.28	4,888.13	4,985.89	5,085.61	5,187.32	5,291.06	5,396.89	5,504.82	5,614.92	5,727.22	5,841.76	5,958.60	6,077.77	6,199.33	6,323.31	6,449.78
Month	9,592.54	9,784.39	9,980.08	10,179.68	10,383.27	10,590.94	10,802.76	11,018.81	11,239.19	11,463.97	11,693.25	11,927.12	12,165.66	12,408.97	12,657.15	12,910.30	13,168.50	13,431.87	13,700.51	13,974.52
Annual	115,110.47	117,412.68	119,760.94	122,156.16	124,599.28	127,091.26	129,633.09	132,225.75	134,870.27	137,567.67	140,319.02	143,125.41	145,987.91	148,907.67	151,885.82	154,923.54	158,022.01	161,182.45	164,406.10	167,694.22
68																				
Hour	54.23	55.32	56.43	57.55	58.71	59.88	61.08	62.30	63.54	64.82	66.11	67.43	68.78	70.16	71.56	72.99	74.45	75.94	77.46	79.01
Biweekly	4,338.78	4,425.55	4,514.07	4,604.35	4,696.43	4,790.36	4,886.17	4,983.89	5,083.57	5,185.24	5,288.95	5,394.73	5,502.62	5,612.67	5,724.93	5,839.43	5,956.21	6,075.34	6,196.85	6,320.78
Month	9,400.69	9,588.70	9,780.48	9,976.09	10,175.61	10,379.12	10,586.70	10,798.44	11,014.41	11,234.69	11,459.39	11,688.57	11,922.35	12,160.79	12,404.01	12,652.09	12,905.13	13,163.23	13,426.50	13,695.03
Annual	112,808.26	115,064.43	117,365.72	119,713.03	122,107.29	124,549.44	127,040.43	129,581.24	132,172.86	134,816.32	137,512.64	140,262.90	143,068.16	145,929.52	148,848.11	151,825.07	154,861.57	157,958.80	161,117.98	164,340.34
67																				
Hour	53.15	54.21	55.30	56.40	57.53	58.68	59.86	61.05	62.27	63.52	64.79	66.09	67.41	68.76	70.13	71.53	72.96	74.42	75.91	77.43
Biweekly	4,252.00	4,337.04	4,423.78	4,512.26	4,602.51	4,694.56	4,788.45	4,884.22	4,981.90	5,081.54	5,183.17	5,286.83	5,392.57	5,500.42	5,610.43	5,722.64	5,837.09	5,953.83	6,072.91	6,194.37
Month	9,212.67	9,396.93	9,584.87	9,776.56	9,972.10	10,171.54	10,374.97	10,582.47	10,794.12	11,010.00	11,230.20	11,454.80	11,683.90	11,917.58	12,155.93	12,399.05	12,647.03	12,899.97	13,157.97	13,421.13
Annual	110,552.10	112,763.14	115,018.40	117,318.77	119,665.15	122,058.45	124,499.62	126,989.61	129,529.40	132,119.99	134,762.39	137,457.64	140,206.79	143,010.93	145,871.15	148,788.57	151,764.34	154,799.63	157,895.62	161,053.53
66																				
Hour	52.09	53.13	54.19	55.28	56.38	57.51	58.66	59.83	61.03	62.25	63.49	64.76	66.06	67.38	68.73	70.10	71.50	72.93	74.39	75.88
Biweekly	4,166.96	4,250.30	4,335.31	4,422.02	4,510.46	4,600.66	4,692.68	4,786.53	4,882.26	4,979.91	5,079.51	5,181.10	5,284.72	5,390.41	5,498.22	5,608.18	5,720.35	5,834.76	5,951.45	6,070.48
Month	9,028.42	9,208.99	9,393.17	9,581.03	9,772.65	9,968.11	10,167.47	10,370.82	10,578.23	10,789.80	11,005.60	11,225.71	11,450.22	11,679.23	11,912.81	12,151.07	12,394.09	12,641.97	12,894.81	13,152.71
Annual	108,341.06	110,507.88	112,718.04	114,972.40	117,271.84	119,617.28	122,009.63	124,449.82	126,938.82	129,477.59	132,067.14	134,708.49	137,402.66	140,150.71	142,953.72	145,812.80	148,729.05	151,703.63	154,737.71	157,832.46
65																				
Hour	51.05	52.07	53.11	54.17	55.25	56.36	57.49	58.64	59.81	61.00	62.22	63.47	64.74	66.03	67.35	68.70	70.07	71.48	72.91	74.36
Biweekly	4,083.62	4,165.30	4,248.60	4,333.57	4,420.25	4,508.65	4,598.82	4,690.80	4,784.62	4,880.31	4,977.92	5,077.47	5,179.02	5,282.60	5,388.26	5,496.02	5,605.94	5,718.06	5,832.42	5,949.07
Month	8,847.85	9,024.81	9,205.31	9,389.41	9,577.20	9,768.74	9,964.12	10,163.40	10,366.67	10,574.00	10,785.48	11,001.19	11,221.22	11,445.64	11,674.55	11,908.05	12,146.21	12,389.13	12,636.91	12,889.65
Annual	106,174.24	108,297.72	110,463.67	112,672.95	114,926.41	117,224.94	119,569.43	121,960.82	124,400.04	126,888.04	129,425.80	132,014.32	134,654.60	137,347.70	140,094.65	142,896.54	145,754.47	148,669.56	151,642.95	154,675.81
64																				
Hour	50.02	51.02	52.05	53.09	54.15	55.23	56.34	57.46	58.61	59.78	60.98	62.20	63.44	64.71	66.01	67.33	68.67	70.05	71.45	72.88
Biweekly	4,001.95	4,081.99	4,163.63	4,246.90	4,331.84	4,418.48	4,506.85	4,596.98	4,688.92	4,782.70	4,878.36	4,975.92	5,075.44	5,176.95	5,280.49	5,386.10	5,493.82	5,603.70	5,715.77	5,830.09
Month	8,670.90	8,844.31	9,021.20	9,201.62	9,385.66	9,573.37	9,764.84	9,960.13	10,159.34	10,362.52	10,569.77	10,781.17	10,996.79	11,216.73	11,441.06	11,669.88	11,903.28	12,141.35	12,384.17	12,631.86
Annual	104,050.75	106,131.77	108,254.40	110,419.49	112,627.88	114,880.44	117,178.05	119,521.61	121,912.04	124,350.28	126,837.28	129,374.03	131,961.51	134,600.74	137,292.76	140,038.61	142,839.38	145,696.17	148,610.09	151,582.30
63																				
Hour	49.02	50.00	51.00	52.02	53.07	54.13	55.21	56.31	57.44	58.59	59.76	60.96	62.17	63.42	64.69	65.98	67.30	68.65	70.02	71.42
Biweekly	3,921.91	4,000.35	4,080.36	4,161.97	4,245.20	4,330.11	4,416.71	4,505.05	4,595.15	4,687.05	4,780.79	4,876.41	4,973.93	5,073.41	5,174.88	5,278.38	5,383.95	5,491.62	5,601.46	5,713.49
Month	8,497.48	8,667.43	8,840.78	9,017.59	9,197.94	9,381.90	9,569.54	9,760.93	9,956.15	10,155.27	10,358.38	10,565.55	10,776.86	10,992.39	11,212.24	11,436.49	11,665.22	11,898.52	12,136.49	12,379.22
Annual	101,969.74	104,009.13	106,089.31	108,211.10	110,375.32	112,582.83	114,834.48	117,131.17	119,473.80	121,863.27	124,300.54	126,786.55	129,322.28	131,908.73	134,546.90	137,237.84	139,982.60	142,782.25	145,637.89	148,550.65
62																				
Hour	48.04	49.00	49.98	50.98	52.00	53.04	54.10	55.19	56.29	57.42	58.56	59.74	60.93	62.15	63.39	64.66	65.95	67.27	68.62	69.99
Biweekly	3,843.47	3,920.34	3,998.75	4,078.73	4,160.30	4,243.51	4,328.38	4,414.94	4,503.24	4,593.31	4,685.17	4,778.88	4,874.46	4,971.94	5,071.38	5,172.81	5,276.27	5,381.79	5,489.43	5,599.22
Month	8,327.53	8,494.08	8,663.96	8,837.24	9,013.98	9,194.26	9,378.15	9,565.71	9,757.03	9,952.17	10,151.21	10,354.23	10,561.32	10,772.55	10,988.00	11,207.76	11,431.91	11,660.55	11,893.76	12,131.64
Annual	99,930.34	101,928.95	103,967.53	106,046.88	108,167.81	110,331.17	112,537.79	114,788.55	117,084.32	119,426.01	121,814.53	124,250.82	126,735.84	129,270.55	131,855.96	134,493.08	137,182.94	139,926.60	142,725.13	145,579.64
61																				
Hour	47.29	48.24	49.20	50.18	51.19	52.21	53.26	54.32	55.41	56.52	57.65	58.80	59.98	61.17	62.40	63.65	64.92	66.22	67.54	68.89
Biweekly	3,783.20	3,858.86	3,936.04	4,014.76	4,095.06	4,176.96	4,260.50	4,345.71	4,432.62	4,521.27	4,611.70	4,703.93	4,798.01	4,893.97	4,991.85	5,091.69	5,193.52	5,297.39	5,403.34	5,511.41
Month	8,196.93	8,360.87	8,528.09	8,698.65	8,872.62	9,050.08	9,231.08	9,415.70	9,604.01	9,796.09	9,992.02	10,191.86	10,395.69	10,603.61	10,815.68	11,031.99	11,252.63	11,477.69	11,707.24	11,941.38
Annual	98,363.20	100,330.46	102,337.07	104,383.81	106,471.49	108,600.92	110,772.94	112,988.40	115,248.17	117,553.13	119,904.19	122,302.28	124,748.32	127,243.29	129,788.15	132,383.92	135,031.59	137,732.23	140,486.87	143,296.61

Attachment 1-2
Ordinance 2022____

Budget and Plan for Municipal Services Fiscal Year 2021-2022
Personnel Summary Grade and Pay Rate Table

Service grade	Step 1	Step 2	Step 3	Step 4	Step 5	Step 6	Step 7	Step 8	Step 9	Step 10	Step 11	Step 12	Step 13	Step 14	Step 15	Step 16	Step 17	Step 18	Step 19	Step 20
60																				
Hour	46.34	47.27	48.22	49.18	50.16	51.17	52.19	53.23	54.30	55.39	56.49	57.62	58.78	59.95	61.15	62.37	63.62	64.89	66.19	67.51
Biweekly	3,707.54	3,781.69	3,857.32	3,934.47	4,013.16	4,093.42	4,175.29	4,258.79	4,343.97	4,430.85	4,519.47	4,609.86	4,702.05	4,796.09	4,892.02	4,989.86	5,089.65	5,191.45	5,295.27	5,401.18
Month	8,032.99	8,193.65	8,357.53	8,524.68	8,695.17	8,869.08	9,046.46	9,227.39	9,411.93	9,600.17	9,792.18	9,988.02	10,187.78	10,391.54	10,599.37	10,811.35	11,027.58	11,248.13	11,473.09	11,702.56
Annual	96,395.94	98,323.85	100,290.33	102,296.14	104,342.06	106,428.90	108,557.48	110,728.63	112,943.20	115,202.07	117,506.11	119,856.23	122,253.35	124,698.42	127,192.39	129,736.24	132,330.96	134,977.58	137,677.13	140,430.68
59																				
Hour	45.42	46.33	47.25	48.20	49.16	50.14	51.15	52.17	53.21	54.28	55.36	56.47	57.60	58.75	59.93	61.13	62.35	63.60	64.87	66.16
Biweekly	3,633.39	3,706.05	3,780.17	3,855.78	3,932.89	4,011.55	4,091.78	4,173.62	4,257.09	4,342.23	4,429.08	4,517.66	4,608.01	4,700.17	4,794.17	4,890.06	4,987.86	5,087.62	5,189.37	5,293.16
Month	7,872.33	8,029.78	8,190.38	8,354.18	8,521.27	8,691.69	8,865.53	9,042.84	9,223.69	9,408.17	9,596.33	9,788.26	9,984.02	10,183.70	10,387.38	10,595.13	10,807.03	11,023.17	11,243.63	11,468.51
Annual	94,468.02	96,357.38	98,284.53	100,250.22	102,255.22	104,300.32	106,386.33	108,514.06	110,684.34	112,898.03	115,155.99	117,459.11	119,808.29	122,204.45	124,648.54	127,141.51	129,684.34	132,278.03	134,923.59	137,622.06
58																				
Hour	44.51	45.40	46.31	47.23	48.18	49.14	50.12	51.13	52.15	53.19	54.26	55.34	56.45	57.58	58.73	59.90	61.10	62.32	63.57	64.84
Biweekly	3,560.72	3,631.93	3,704.57	3,778.66	3,854.24	3,931.32	4,009.95	4,090.15	4,171.95	4,255.39	4,340.49	4,427.30	4,515.85	4,606.17	4,698.29	4,792.26	4,888.10	4,985.86	5,085.58	5,187.29
Month	7,714.89	7,869.19	8,026.57	8,187.10	8,350.84	8,517.86	8,688.22	8,861.98	9,039.22	9,220.01	9,404.41	9,592.49	9,784.34	9,980.03	10,179.63	10,383.22	10,590.89	10,802.71	11,018.76	11,239.14
Annual	92,578.66	94,430.23	96,318.83	98,245.21	100,210.12	102,214.32	104,258.60	106,343.78	108,470.65	110,640.06	112,852.87	115,109.92	117,412.12	119,760.36	122,155.57	124,598.68	127,090.66	129,632.47	132,225.12	134,869.62
57																				
Hour	43.62	44.49	45.38	46.29	47.21	48.16	49.12	50.10	51.11	52.13	53.17	54.23	55.32	56.43	57.55	58.71	59.88	61.08	62.30	63.54
Biweekly	3,489.50	3,559.29	3,630.48	3,703.09	3,777.15	3,852.69	3,929.75	4,008.34	4,088.51	4,170.28	4,253.68	4,338.76	4,425.53	4,514.04	4,604.33	4,696.41	4,790.34	4,886.15	4,983.87	5,083.55
Month	7,560.59	7,711.80	7,866.04	8,023.36	8,183.83	8,347.50	8,514.45	8,684.74	8,858.44	9,035.61	9,216.32	9,400.64	9,588.66	9,780.43	9,976.04	10,175.56	10,379.07	10,586.65	10,798.38	11,014.35
Annual	90,727.08	92,541.63	94,392.46	96,280.31	98,205.91	100,170.03	102,173.43	104,216.90	106,301.24	108,427.26	110,595.81	112,807.73	115,063.88	117,365.16	119,712.46	122,106.71	124,548.84	127,039.82	129,580.62	132,172.23
56																				
Hour	42.75	43.60	44.47	45.36	46.27	47.20	48.14	49.10	50.08	51.09	52.11	53.15	54.21	55.30	56.40	57.53	58.68	59.86	61.05	62.27
Biweekly	3,419.71	3,488.11	3,557.87	3,629.03	3,701.61	3,775.64	3,851.15	3,928.18	4,006.74	4,086.87	4,168.61	4,251.98	4,337.02	4,423.76	4,512.24	4,602.48	4,694.53	4,788.42	4,884.19	4,981.88
Month	7,409.38	7,557.57	7,708.72	7,862.89	8,020.15	8,180.55	8,344.16	8,511.05	8,681.27	8,854.89	9,031.99	9,212.63	9,396.88	9,584.82	9,776.52	9,972.05	10,171.49	10,374.92	10,582.42	10,794.07
Annual	88,912.54	90,690.79	92,504.61	94,354.70	96,241.80	98,166.63	100,129.96	102,132.56	104,175.21	106,258.72	108,383.89	110,551.57	112,762.60	115,017.85	117,318.21	119,664.58	122,057.87	124,499.02	126,989.00	129,528.78
55																				
Hour	41.89	42.73	43.58	44.46	45.34	46.25	47.18	48.12	49.08	50.06	51.07	52.09	53.13	54.19	55.27	56.38	57.51	58.66	59.83	61.03
Biweekly	3,351.32	3,418.35	3,486.71	3,556.45	3,627.58	3,700.13	3,774.13	3,849.61	3,926.60	4,005.14	4,085.24	4,166.94	4,250.28	4,335.29	4,421.99	4,510.43	4,600.64	4,692.66	4,786.51	4,882.24
Month	7,261.19	7,406.41	7,554.54	7,705.63	7,859.75	8,016.94	8,177.28	8,340.83	8,507.64	8,677.80	8,851.35	9,028.38	9,208.95	9,393.12	9,580.99	9,772.61	9,968.06	10,167.42	10,370.77	10,578.18
Annual	87,134.29	88,876.98	90,654.52	92,467.61	94,316.96	96,203.30	98,127.36	100,089.91	102,091.71	104,133.54	106,216.21	108,340.54	110,507.35	112,717.50	114,971.85	117,271.28	119,616.71	122,009.04	124,449.22	126,938.21
54																				
Hour	41.05	41.87	42.71	43.57	44.44	45.33	46.23	47.16	48.10	49.06	50.04	51.05	52.07	53.11	54.17	55.25	56.36	57.49	58.63	59.81
Biweekly	3,284.29	3,349.98	3,416.98	3,485.32	3,555.02	3,626.12	3,698.65	3,772.62	3,848.07	3,925.03	4,003.53	4,083.60	4,165.28	4,248.58	4,333.55	4,420.23	4,508.63	4,598.80	4,690.78	4,784.59
Month	7,115.97	7,258.29	7,403.45	7,551.52	7,702.55	7,856.60	8,013.73	8,174.01	8,337.49	8,504.24	8,674.32	8,847.81	9,024.77	9,205.26	9,389.37	9,577.15	9,768.70	9,964.07	10,163.35	10,366.62
Annual	85,391.61	87,099.44	88,841.43	90,618.25	92,430.62	94,279.23	96,164.82	98,088.11	100,049.88	102,050.87	104,091.89	106,173.73	108,297.20	110,463.15	112,672.41	114,925.86	117,224.38	119,568.86	121,960.24	124,399.44
53																				
Hour	40.23	41.04	41.86	42.70	43.55	44.42	45.31	46.21	47.14	48.08	49.04	50.02	51.02	52.05	53.09	54.15	55.23	56.34	57.46	58.61
Biweekly	3,218.61	3,282.98	3,348.64	3,415.61	3,483.92	3,553.60	3,624.67	3,697.17	3,771.11	3,846.53	3,923.46	4,001.93	4,081.97	4,163.61	4,246.88	4,331.82	4,418.46	4,506.83	4,596.96	4,688.90
Month	6,973.65	7,113.12	7,255.38	7,400.49	7,548.50	7,699.47	7,853.46	8,010.53	8,170.74	8,334.15	8,500.84	8,670.85	8,844.27	9,021.16	9,201.58	9,385.61	9,573.32	9,764.79	9,960.09	10,159.29
Annual	83,683.77	85,357.45	87,064.60	88,805.89	90,582.01	92,393.65	94,241.52	96,126.35	98,048.88	100,009.86	102,010.05	104,050.25	106,131.26	108,253.88	110,418.96	112,627.34	114,879.89	117,177.49	119,521.04	121,911.46
52																				
Hour	39.43	40.22	41.02	41.84	42.68	43.53	44.40	45.29	46.20	47.12	48.06	49.02	50.00	51.00	52.02	53.06	54.13	55.21	56.31	57.44
Biweekly	3,154.23	3,217.32	3,281.67	3,347.30	3,414.24	3,482.53	3,552.18	3,623.22	3,695.69	3,769.60	3,844.99	3,921.89	4,000.33	4,080.34	4,161.95	4,245.18	4,330.09	4,416.69	4,505.02	4,595.12
Month	6,834.17	6,970.86	7,110.28	7,252.48	7,397.53	7,545.48	7,696.39	7,850.32	8,007.33	8,167.47	8,330.82	8,497.44	8,667.39	8,840.73	9,017.55	9,197.90	9,381.86	9,569.49	9,760.88	9,956.10
Annual	82,010.10	83,650.30	85,323.31	87,029.77	88,770.37	90,545.77	92,356.69	94,203.82	96,087.90	98,009.66	99,969.85	101,969.25	104,008.63	106,088.81	108,210.58	110,374.79	112,582.29	114,833.94	117,130.61	119,473.23
51																				
Hour	38.64	39.41	40.20	41.00	41.82	42.66	43.51	44.38	45.27	46.18	47.10	48.04	49.00	49.98	50.98	52.00	53.04	54.10	55.19	56.29
Biweekly	3,091.15	3,152.97	3,216.03	3,280.35	3,345.96	3,412.88	3,481.14	3,550.76	3,621.77	3,694.21	3,768.09	3,843.46	3,920.33	3,998.73	4,078.71	4,160.28	4,243.49	4,328.36	4,414.92	4,503.22
Month	6,697.49	6,831.44	6,968.07	7,107.43	7,249.58	7,394.57	7,542.46	7,693.31	7,847.18	8,004.12	8,164.20	8,327.49	8,494.04	8,663.92	8,837.20	9,013.94	9,194.22	9,378.10	9,565.67	9,756.98
Annual	80,369.90	81,977.29	83,616.84	85,289.18	86,994.96	88,734.86	90,509.56	92,319.75	94,166.14	96,049.47	97,970.45	99,929.86	101,928.46	103,967.03	106,046.37	108,167.30	110,330.64	112,537.26	114,788.00	117,083.76
50																				
Hour	37.87	38.62	39.40	40.18	40.99	41.81	42.64	43.50	44.37	45.25	46.16	47.08	48.02	48.98	49.96	50.96	51.98	53.02	54.08	55.16
Biweekly	3,029.33	3,089.91	3,151.71	3,214.75	3,279.04	3,344.62	3,411.51	3,479.74	3,549.34	3,620.33	3,692.73	3,766.59	3,841.92	3,918.76	3,997.13	4,077.08	4,158.62	4,241.79	4,326.62	4,413.16
Month	6,563.54	6,694.81	6,828.71	6,965.28	7,104.59	7,246.68	7,391.61	7,539.45	7,690.23	7,844.04	8,000.92	8,160.94	8,324.16	8,490.64	8,660.45	8,833.66	9,010.34	9,190.54	9,374.35	9,561.84
Annual	78,762.50	80,337.75	81,944.50	83,583.39	85,255.06	86,960.16	88,699.37	90,473.35	92,282.82	94,128.48	96,011.05	97,931.27	99,889.89	101,887.69	103,925.44	106,003.95	108,124.03	110,286.51	112,492.24	114,742.09
49																				
Hour	37.11	37.85	38.61	39.38	40.17	40.97	41.79	42.63	43.48	44.35	45.24	46.14	47.06	48.00	48.96	49.94	50.94	51.96	53.00	54.06
Biweekly	2,968.74	3,028.12	3,088.68	3,150.45	3,213.46	3,277.73	3,343.28	3,410.15	3,478.35	3,547.92	3,618.88	3,691.26	3,765.08	3,840.38	3,917.19	3,995.53	4,075.44	4,156.95	4,240.09	4,324.89
Month	6,432.27	6,560.92	6,692.13	6,825.98	6,962.50	7,101.75	7,243.78	7,388.66	7,536.43	7,687.16	7,840.90	7,997.72	8,157.67	8,320.83	8,487.24	8,656.99	8,830.13	9,006.73	9,186.87	9,370.60
Annual	77,187.25	78,730.99	80,305.61	81,911.73	83,549.96	85,220.96	86,925.38	88,663.89	90,437.16	92,245.91	94,090.82	95,972.64	97,892.09	99,849.94	101,846.93	103,883.87	105,961.55	108,080.78	110,242.40	112,447.25

Attachment 1-2
Ordinance 2022____

Budget and Plan for Municipal Services Fiscal Year 2021-2022
Personnel Summary Grade and Pay Rate Table

Service grade	Step 1	Step 2	Step 3	Step 4	Step 5	Step 6	Step 7	Step 8	Step 9	Step 10	Step 11	Step 12	Step 13	Step 14	Step 15	Step 16	Step 17	Step 18	Step 19	Step 20
48																				
Hour	36.37	37.09	37.84	38.59	39.36	40.15	40.96	41.77	42.61	43.46	44.33	45.22	46.12	47.04	47.99	48.95	49.92	50.92	51.94	52.98
Biweekly	2,909.37	2,967.55	3,026.90	3,087.44	3,149.19	3,212.17	3,276.42	3,341.95	3,408.79	3,476.96	3,546.50	3,617.43	3,689.78	3,763.57	3,838.85	3,915.62	3,993.94	4,073.81	4,155.29	4,238.40
Month	6,303.63	6,429.70	6,558.29	6,689.46	6,823.25	6,959.71	7,098.91	7,240.88	7,385.70	7,533.42	7,684.08	7,837.77	7,994.52	8,154.41	8,317.50	8,483.85	8,653.53	8,826.60	9,003.13	9,183.19
Annual	75,643.50	77,156.37	78,699.50	80,273.49	81,878.96	83,516.54	85,186.87	86,890.61	88,628.42	90,400.99	92,209.01	94,053.19	95,934.25	97,852.94	99,810.00	101,806.20	103,842.32	105,919.17	108,037.55	110,198.30
47																				
Hour	35.64	36.35	37.08	37.82	38.58	39.35	40.14	40.94	41.76	42.59	43.44	44.31	45.20	46.10	47.03	47.97	48.93	49.90	50.90	51.92
Biweekly	2,851.18	2,908.20	2,966.37	3,025.69	3,086.21	3,147.93	3,210.89	3,275.11	3,340.61	3,407.42	3,475.57	3,545.08	3,615.98	3,688.30	3,762.07	3,837.31	3,914.06	3,992.34	4,072.18	4,153.63
Month	6,177.55	6,301.10	6,427.13	6,555.67	6,686.78	6,820.52	6,956.93	7,096.07	7,237.99	7,382.75	7,530.40	7,681.01	7,834.63	7,991.32	8,151.15	8,314.17	8,480.46	8,650.07	8,823.07	8,999.53
Annual	74,130.63	75,613.25	77,125.51	78,668.02	80,241.38	81,846.21	83,483.13	85,152.80	86,855.85	88,592.97	90,364.83	92,172.12	94,015.57	95,895.88	97,813.80	99,770.07	101,765.47	103,800.78	105,876.80	107,994.33
46																				
Hour	34.93	35.63	36.34	37.06	37.81	38.56	39.33	40.12	40.92	41.74	42.58	43.43	44.30	45.18	46.09	47.01	47.95	48.91	49.88	50.88
Biweekly	2,794.15	2,850.04	2,907.04	2,965.18	3,024.48	3,084.97	3,146.67	3,209.61	3,273.80	3,339.27	3,406.06	3,474.18	3,543.66	3,614.54	3,686.83	3,760.56	3,835.78	3,912.49	3,990.74	4,070.56
Month	6,054.00	6,175.08	6,298.58	6,424.56	6,553.05	6,684.11	6,817.79	6,954.14	7,093.23	7,235.09	7,379.79	7,527.39	7,677.94	7,831.50	7,988.13	8,147.89	8,310.85	8,477.06	8,646.61	8,819.54
Annual	72,648.02	74,100.98	75,583.00	77,094.66	78,636.55	80,209.28	81,813.47	83,449.74	85,118.73	86,821.11	88,557.53	90,328.68	92,135.26	93,977.96	95,857.52	97,774.67	99,730.16	101,724.77	103,759.26	105,834.45
45																				
Hour	34.44	35.13	35.83	36.55	37.28	38.02	38.79	39.56	40.35	41.16	41.98	42.82	43.68	44.55	45.44	46.35	47.28	48.22	49.19	50.17
Biweekly	2,755.20	2,810.30	2,866.51	2,923.84	2,982.32	3,041.96	3,102.80	3,164.86	3,228.16	3,292.72	3,358.57	3,425.74	3,494.26	3,564.14	3,635.43	3,708.14	3,782.30	3,857.95	3,935.10	4,013.81
Month	5,969.60	6,088.99	6,210.77	6,334.99	6,461.69	6,590.92	6,722.74	6,857.19	6,994.34	7,134.22	7,276.91	7,422.45	7,570.90	7,722.31	7,876.76	8,034.30	8,194.98	8,358.88	8,526.06	8,696.58
Annual	71,635.20	73,067.90	74,529.26	76,019.85	77,540.24	79,091.05	80,672.87	82,286.33	83,932.05	85,610.70	87,322.91	89,069.37	90,850.75	92,667.77	94,521.13	96,411.55	98,339.78	100,306.57	102,312.71	104,358.96
44																				
Hour	33.75	34.43	35.11	35.82	36.53	37.26	38.01	38.77	39.54	40.34	41.14	41.97	42.80	43.66	44.53	45.42	46.33	47.26	48.21	49.17
Biweekly	2,700.10	2,754.10	2,809.18	2,865.36	2,922.67	2,981.12	3,040.75	3,101.56	3,163.59	3,226.86	3,291.40	3,357.23	3,424.37	3,492.86	3,562.72	3,633.97	3,706.65	3,780.79	3,856.40	3,933.53
Month	5,850.21	5,967.21	6,086.56	6,208.29	6,332.45	6,459.10	6,588.28	6,720.05	6,854.45	6,991.54	7,131.37	7,274.00	7,419.48	7,567.87	7,719.23	7,873.61	8,031.08	8,191.70	8,355.54	8,522.65
Annual	70,202.50	71,606.55	73,038.68	74,499.45	75,989.44	77,509.23	79,059.41	80,640.60	82,253.41	83,898.48	85,576.45	87,287.98	89,033.74	90,814.41	92,630.70	94,483.32	96,372.98	98,300.44	100,266.45	102,271.78
43																				
Hour	33.08	33.74	34.41	35.10	35.80	36.52	37.25	37.99	38.75	39.53	40.32	41.13	41.95	42.79	43.64	44.52	45.41	46.31	47.24	48.19
Biweekly	2,646.09	2,699.02	2,753.00	2,808.06	2,864.22	2,921.50	2,979.93	3,039.53	3,100.32	3,162.33	3,225.57	3,290.09	3,355.89	3,423.00	3,491.46	3,561.29	3,632.52	3,705.17	3,779.27	3,854.86
Month	5,733.20	5,847.87	5,964.83	6,084.12	6,205.80	6,329.92	6,456.52	6,585.65	6,717.36	6,851.71	6,988.74	7,128.52	7,271.09	7,416.51	7,564.84	7,716.14	7,870.46	8,027.87	8,188.43	8,352.20
Annual	68,798.45	70,174.42	71,577.90	73,009.46	74,469.65	75,959.04	77,478.22	79,027.79	80,608.34	82,220.51	83,864.92	85,542.22	87,253.06	88,998.13	90,778.09	92,593.65	94,445.52	96,334.43	98,261.12	100,226.34
42																				
Hour	32.41	33.06	33.72	34.40	35.09	35.79	36.50	37.23	37.98	38.74	39.51	40.30	41.11	41.93	42.77	43.63	44.50	45.39	46.30	47.22
Biweekly	2,593.17	2,645.04	2,697.94	2,751.90	2,806.93	2,863.07	2,920.33	2,978.74	3,038.31	3,099.08	3,161.06	3,224.28	3,288.77	3,354.54	3,421.64	3,490.07	3,559.87	3,631.07	3,703.69	3,777.76
Month	5,618.54	5,730.91	5,845.53	5,962.44	6,081.69	6,203.32	6,327.39	6,453.94	6,583.01	6,714.68	6,848.97	6,985.95	7,125.67	7,268.18	7,413.54	7,561.81	7,713.05	7,867.31	8,024.66	8,185.15
Annual	67,422.48	68,770.93	70,146.35	71,549.27	72,980.26	74,439.86	75,928.66	77,447.23	78,996.18	80,576.10	82,187.62	83,831.38	85,508.00	87,218.16	88,962.53	90,741.78	92,556.61	94,407.75	96,295.90	98,221.82
41																				
Hour	31.77	32.40	33.05	33.71	34.38	35.07	35.77	36.49	37.22	37.96	38.72	39.50	40.29	41.09	41.92	42.75	43.61	44.48	45.37	46.28
Biweekly	2,541.31	2,592.13	2,643.98	2,696.86	2,750.79	2,805.81	2,861.93	2,919.16	2,977.55	3,037.10	3,097.84	3,159.80	3,222.99	3,287.45	3,353.20	3,420.27	3,488.67	3,558.45	3,629.61	3,702.21
Month	5,506.17	5,616.29	5,728.62	5,843.19	5,960.05	6,079.26	6,200.84	6,324.86	6,451.35	6,580.38	6,711.99	6,846.23	6,983.15	7,122.82	7,265.27	7,410.58	7,558.79	7,709.97	7,864.17	8,021.45
Annual	66,074.03	67,395.51	68,743.42	70,118.29	71,520.65	72,951.07	74,410.09	75,898.29	77,416.25	78,964.58	80,543.87	82,154.75	83,797.84	85,473.80	87,183.28	88,926.94	90,705.48	92,519.59	94,369.98	96,257.38
40																				
Hour	31.13	31.75	32.39	33.04	33.70	34.37	35.06	35.76	36.47	37.20	37.95	38.71	39.48	40.27	41.08	41.90	42.74	43.59	44.46	45.35
Biweekly	2,490.48	2,540.29	2,591.10	2,642.92	2,695.78	2,749.69	2,804.69	2,860.78	2,918.00	2,976.36	3,035.88	3,096.60	3,158.53	3,221.70	3,286.14	3,351.86	3,418.90	3,487.28	3,557.02	3,628.16
Month	5,396.05	5,503.97	5,614.05	5,726.33	5,840.85	5,957.67	6,076.82	6,198.36	6,322.33	6,448.77	6,577.75	6,709.30	6,843.49	6,980.36	7,119.97	7,262.37	7,407.61	7,555.77	7,706.88	7,861.02
Annual	64,752.55	66,047.60	67,368.55	68,715.92	70,090.24	71,492.04	72,921.89	74,380.32	75,867.93	77,385.29	78,932.99	80,511.65	82,121.89	83,764.32	85,439.61	87,148.40	88,891.37	90,669.20	92,482.58	94,332.23
39																				
Hour	30.51	31.12	31.74	32.38	33.02	33.68	34.36	35.04	35.75	36.46	37.19	37.93	38.69	39.47	40.26	41.06	41.88	42.72	43.57	44.44
Biweekly	2,440.67	2,489.49	2,539.28	2,590.06	2,641.86	2,694.70	2,748.59	2,803.57	2,859.64	2,916.83	2,975.17	3,034.67	3,095.36	3,157.27	3,220.42	3,284.82	3,350.52	3,417.53	3,485.88	3,555.60
Month	5,288.12	5,393.89	5,501.76	5,611.80	5,724.04	5,838.52	5,955.29	6,074.39	6,195.88	6,319.80	6,446.19	6,575.12	6,706.62	6,840.75	6,977.57	7,117.12	7,259.46	7,404.65	7,552.74	7,703.80
Annual	63,457.50	64,726.65	66,021.18	67,341.60	68,688.43	70,062.20	71,463.45	72,892.72	74,350.57	75,837.58	77,354.33	78,901.42	80,479.45	82,089.04	83,730.82	85,405.43	87,113.54	88,855.81	90,632.93	92,445.59
38																				
Hour	29.90	30.50	31.11	31.73	32.36	33.01	33.67	34.34	35.03	35.73	36.45	37.17	37.92	38.68	39.45	40.24	41.04	41.86	42.70	43.56
Biweekly	2,391.86	2,439.70	2,488.49	2,538.26	2,589.03	2,640.81	2,693.62	2,747.49	2,802.44	2,858.49	2,915.66	2,973.98	3,033.46	3,094.13	3,156.01	3,219.13	3,283.51	3,349.18	3,416.16	3,484.49
Month	5,182.36	5,286.01	5,391.73	5,499.56	5,609.56	5,721.75	5,836.18	5,952.91	6,071.96	6,193.40	6,317.27	6,443.62	6,572.49	6,703.94	6,838.02	6,974.78	7,114.27	7,256.56	7,401.69	7,549.72
Annual	62,188.35	63,432.11	64,700.76	65,994.77	67,314.67	68,660.96	70,034.18	71,434.86	72,863.56	74,320.83	75,807.25	77,323.39	78,869.86	80,447.26	82,056.20	83,697.33	85,371.27	87,078.70	88,820.27	90,596.68
37																				
Hour	29.40	29.99	30.59	31.20	31.82	32.46	33.11	33.77	34.45	35.14	35.84	36.56	37.29	38.03	38.79	39.57	40.36	41.17	41.99	42.83
Biweekly	2,261.60	2,306.83	2,352.97	2,400.03	2,448.03	2,496.99	2,546.93	2,597.87	2,649.82	2,702.82	2,756.88	2,812.02	2,868.26	2,925.62	2,984.13	3,043.82	3,104.69	3,166.79	3,230.12	3,294.72
Month	5,096.00	5,197.92	5,301.88	5,407.92	5,516.07	5,626.40	5,738.92	5,853.70	5,970.78	6,090.19	6,212.00	6,336.24	6,462.96	6,592.22	6,724.06	6,858.55	6,995.72	7,135.63	7,278.34	7,423.91
Annual	61,152.00	62,375.04	63,622.54	64,894.99	66,192.89	67,516.75	68,867.08	70,244.43	71,649.31	73,082.30	74,543.95	76,034.83	77,555.52	79,106.63	80,688.77	82,302.54	83,948.59	85,627.56	87,340.11	89,086.92

Attachment 1-2
Ordinance 2022____

Budget and Plan for Municipal Services Fiscal Year 2021-2022
Personnel Summary Grade and Pay Rate Table

Service grade	Step 1	Step 2	Step 3	Step 4	Step 5	Step 6	Step 7	Step 8	Step 9	Step 10	Step 11	Step 12	Step 13	Step 14	Step 15	Step 16	Step 17	Step 18	Step 19	Step 20
36																				
Hour	28.81	29.39	29.98	30.58	31.19	31.81	32.45	33.10	33.76	34.43	35.12	35.82	36.54	37.27	38.02	38.78	39.55	40.34	41.15	41.97
Biweekly	2,008.00	2,048.16	2,089.12	2,130.91	2,173.52	2,216.99	2,261.33	2,306.56	2,352.69	2,399.75	2,447.74	2,496.70	2,546.63	2,597.56	2,649.51	2,702.50	2,756.55	2,811.68	2,867.92	2,925.28
Month	4,994.08	5,093.96	5,195.84	5,299.76	5,405.75	5,513.87	5,624.15	5,736.63	5,851.36	5,968.39	6,087.76	6,209.51	6,333.70	6,460.38	6,589.58	6,721.37	6,855.80	6,992.92	7,132.78	7,275.43
Annual	59,928.96	61,127.54	62,350.09	63,597.09	64,869.03	66,166.41	67,489.74	68,839.54	70,216.33	71,620.65	73,053.07	74,514.13	76,004.41	77,524.50	79,074.99	80,656.49	82,269.62	83,915.01	85,593.31	87,305.18
35																				
Hour	28.24	28.80	29.38	29.96	30.56	31.17	31.80	32.43	33.08	33.74	34.42	35.11	35.81	36.53	37.26	38.00	38.76	39.54	40.33	41.13
Biweekly	3,104.80	3,166.90	3,230.23	3,294.84	3,360.74	3,427.95	3,496.51	3,566.44	3,637.77	3,710.52	3,784.73	3,860.43	3,937.64	4,016.39	4,096.72	4,178.65	4,262.23	4,347.47	4,434.42	4,523.11
Month	4,894.20	4,992.08	5,091.92	5,193.76	5,297.64	5,403.59	5,511.66	5,621.90	5,734.33	5,849.02	5,966.00	6,085.32	6,207.03	6,331.17	6,457.79	6,586.95	6,718.69	6,853.06	6,990.12	7,129.92
Annual	58,730.38	59,904.99	61,103.09	62,325.15	63,571.65	64,843.09	66,139.95	67,462.75	68,812.00	70,188.24	71,592.01	73,023.85	74,484.32	75,974.01	77,493.49	79,043.36	80,624.23	82,236.71	83,881.45	85,559.07
34																				
Hour	27.67	28.22	28.79	29.36	29.95	30.55	31.16	31.79	32.42	33.07	33.73	34.41	35.09	35.80	36.51	37.24	37.99	38.75	39.52	40.31
Biweekly	2,546.40	2,597.33	2,649.27	2,702.26	2,756.31	2,811.43	2,867.66	2,925.01	2,983.51	3,043.18	3,104.05	3,166.13	3,229.45	3,294.04	3,359.92	3,427.12	3,495.66	3,565.57	3,636.89	3,709.62
Month	4,796.31	4,892.24	4,990.09	5,089.89	5,191.68	5,295.52	5,401.43	5,509.46	5,619.65	5,732.04	5,846.68	5,963.61	6,082.89	6,204.54	6,328.64	6,455.21	6,584.31	6,716.00	6,850.32	6,987.32
Annual	57,555.77	58,706.89	59,881.03	61,078.65	62,300.22	63,546.22	64,817.15	66,113.49	67,435.76	68,784.48	70,160.17	71,563.37	72,994.64	74,454.53	75,943.62	77,462.49	79,011.74	80,591.98	82,203.82	83,847.89
33																				
Hour	27.12	27.66	28.21	28.78	29.35	29.94	30.54	31.15	31.77	32.41	33.06	33.72	34.39	35.08	35.78	36.50	37.23	37.97	38.73	39.51
Biweekly	2,008.00	2,048.16	2,089.12	2,130.91	2,173.52	2,216.99	2,261.33	2,306.56	2,352.69	2,399.75	2,447.74	2,496.70	2,546.63	2,597.56	2,649.51	2,702.50	2,756.55	2,811.68	2,867.92	2,925.28
Month	4,700.39	4,794.40	4,890.28	4,988.09	5,087.85	5,189.61	5,293.40	5,399.27	5,507.25	5,617.40	5,729.75	5,844.34	5,961.23	6,080.45	6,202.06	6,326.10	6,452.63	6,581.68	6,713.31	6,847.58
Annual	56,404.66	57,532.75	58,683.41	59,857.07	61,054.22	62,275.30	63,520.81	64,791.22	66,087.05	67,408.79	68,756.96	70,132.10	71,534.74	72,965.44	74,424.75	75,913.24	77,431.51	78,980.14	80,559.74	82,170.94
32																				
Hour	26.58	27.11	27.65	28.20	28.77	29.34	29.93	30.53	31.14	31.76	32.40	33.04	33.70	34.38	35.07	35.77	36.48	37.21	37.96	38.72
Biweekly	1,930.40	1,969.01	2,008.39	2,048.56	2,089.53	2,131.32	2,173.94	2,217.42	2,261.77	2,307.01	2,353.15	2,400.21	2,448.21	2,497.18	2,547.12	2,598.06	2,650.03	2,703.03	2,757.09	2,812.23
Month	4,606.38	4,698.51	4,792.48	4,888.33	4,986.09	5,085.82	5,187.53	5,291.28	5,397.11	5,505.05	5,615.15	5,727.46	5,842.00	5,958.84	6,078.02	6,199.58	6,323.57	6,450.04	6,579.05	6,710.63
Annual	55,276.56	56,382.10	57,509.74	58,659.93	59,833.13	61,029.79	62,250.39	63,495.40	64,765.31	66,060.61	67,381.82	68,729.46	70,104.05	71,506.13	72,936.25	74,394.98	75,882.88	77,400.54	78,948.55	80,527.52
31																				
Hour	26.10	26.62	27.15	27.70	28.25	28.82	29.39	29.98	30.58	31.19	31.82	32.45	33.10	33.76	34.44	35.13	35.83	36.55	37.28	38.02
Biweekly	2,088.00	2,129.76	2,172.36	2,215.80	2,260.12	2,305.32	2,351.43	2,398.46	2,446.42	2,495.35	2,545.26	2,596.17	2,648.09	2,701.05	2,755.07	2,810.17	2,866.38	2,923.70	2,982.18	3,041.82
Month	4,524.00	4,614.48	4,706.77	4,800.90	4,896.92	4,994.86	5,094.76	5,196.65	5,300.59	5,406.60	5,514.73	5,625.03	5,737.53	5,852.28	5,969.32	6,088.71	6,210.48	6,334.69	6,461.39	6,590.61
Annual	54,288.00	55,373.76	56,481.24	57,610.86	58,763.08	59,938.34	61,137.11	62,359.85	63,607.04	64,879.19	66,176.77	67,500.30	68,850.31	70,227.32	71,631.86	73,064.50	74,525.79	76,016.31	77,536.63	79,087.36
30																				
Hour	25.09	25.59	26.10	26.63	27.16	27.70	28.26	28.82	29.40	29.98	30.58	31.20	31.82	32.46	33.11	33.77	34.44	35.13	35.83	36.55
Biweekly	2,007.20	2,047.34	2,088.29	2,130.06	2,172.66	2,216.11	2,260.43	2,305.64	2,351.75	2,398.79	2,446.77	2,495.70	2,545.61	2,596.53	2,648.46	2,701.43	2,755.46	2,810.56	2,866.78	2,924.11
Month	4,348.93	4,435.91	4,524.63	4,615.12	4,707.43	4,801.57	4,897.61	4,995.56	5,095.47	5,197.38	5,301.33	5,407.35	5,515.50	5,625.81	5,738.33	5,853.09	5,970.15	6,089.56	6,211.35	6,335.57
Annual	52,187.20	53,230.94	54,295.56	55,381.47	56,489.10	57,618.89	58,771.26	59,946.69	61,145.62	62,368.53	63,615.91	64,888.22	66,185.99	67,509.71	68,859.90	70,237.10	71,641.84	73,074.68	74,536.17	76,026.90
29																				
Hour	24.59	25.08	25.58	26.09	26.62	27.15	27.69	28.24	28.81	29.39	29.97	30.57	31.18	31.81	32.44	33.09	33.75	34.43	35.12	35.82
Biweekly	1,967.06	2,006.40	2,046.53	2,087.46	2,129.20	2,171.79	2,215.22	2,259.53	2,304.72	2,350.81	2,397.83	2,445.79	2,494.70	2,544.60	2,595.49	2,647.40	2,700.35	2,754.35	2,809.44	2,865.63
Month	4,261.95	4,347.19	4,434.14	4,522.82	4,613.28	4,705.54	4,799.65	4,895.65	4,993.56	5,093.43	5,195.30	5,299.20	5,405.19	5,513.29	5,623.56	5,736.03	5,850.75	5,967.77	6,087.12	6,208.86
Annual	51,143.46	52,166.33	53,209.65	54,273.84	55,359.32	56,466.51	57,595.84	58,747.75	59,922.71	61,121.16	62,343.59	63,590.46	64,862.27	66,159.51	67,482.70	68,832.36	70,209.01	71,613.19	73,045.45	74,506.36
28																				
Hour	24.10	24.58	25.07	25.57	26.08	26.60	27.14	27.68	28.23	28.80	29.37	29.96	30.56	31.17	31.79	32.43	33.08	33.74	34.42	35.10
Biweekly	1,927.71	1,966.27	2,005.59	2,045.71	2,086.62	2,128.35	2,170.92	2,214.34	2,258.63	2,303.80	2,349.87	2,396.87	2,444.81	2,493.70	2,543.58	2,594.45	2,646.34	2,699.27	2,753.25	2,808.32
Month	4,176.72	4,260.25	4,345.45	4,432.36	4,521.01	4,611.43	4,703.66	4,797.73	4,893.69	4,991.56	5,091.39	5,193.22	5,297.09	5,403.03	5,511.09	5,621.31	5,733.74	5,848.41	5,965.38	6,084.69
Annual	50,120.59	51,123.00	52,145.46	53,188.37	54,252.14	55,337.18	56,443.92	57,572.80	58,724.26	59,898.74	61,096.72	62,318.65	63,565.02	64,836.32	66,133.05	67,455.71	68,804.83	70,180.92	71,584.54	73,016.23
27																				
Hour	23.61	24.09	24.57	25.06	25.56	26.07	26.59	27.13	27.67	28.22	28.79	29.36	29.95	30.55	31.16	31.78	32.42	33.07	33.73	34.40
Biweekly	1,889.16	1,926.94	1,965.48	2,004.79	2,044.89	2,085.79	2,127.50	2,170.05	2,213.45	2,257.72	2,302.88	2,348.93	2,395.91	2,443.83	2,492.71	2,542.56	2,593.41	2,645.28	2,698.19	2,752.15
Month	4,093.18	4,175.04	4,258.55	4,343.72	4,430.59	4,519.20	4,609.59	4,701.78	4,795.81	4,891.73	4,989.57	5,089.36	5,191.14	5,294.97	5,400.87	5,508.88	5,619.06	5,731.44	5,846.07	5,962.99
Annual	49,118.18	50,100.54	51,102.55	52,124.60	53,167.09	54,230.43	55,315.04	56,421.34	57,549.77	58,700.77	59,874.78	61,072.28	62,293.72	63,539.60	64,810.39	66,106.60	67,428.73	68,777.30	70,152.85	71,555.91
26																				
Hour	23.18	23.64	24.12	24.60	25.09	25.59	26.10	26.63	27.16	27.70	28.26	28.82	29.40	29.99	30.59	31.20	31.82	32.46	33.11	33.77
Biweekly	1,854.40	1,891.49	1,929.32	1,967.90	2,007.26	2,047.41	2,088.36	2,130.12	2,172.73	2,216.18	2,260.50	2,305.71	2,351.83	2,398.86	2,446.84	2,495.78	2,545.69	2,596.61	2,648.54	2,701.51
Month	4,017.87	4,098.22	4,180.19	4,263.79	4,349.07	4,436.05	4,524.77	4,615.27	4,707.57	4,801.72	4,897.76	4,995.71	5,095.63	5,197.54	5,301.49	5,407.52	5,515.67	5,625.98	5,738.50	5,853.27
Annual	48,214.40	49,178.69	50,162.26	51,165.51	52,188.82	53,232.59	54,297.25	55,383.19	56,490.85	57,620.67	58,773.08	59,948.55	61,147.52	62,370.47	63,617.88	64,890.23	66,188.04	67,511.80	68,862.04	70,239.28
25																				
Hour	22.28	22.73	23.18	23.64	24.12	24.60	25.09	25.59	26.10	26.63	27.16	27.70	28.26	28.82	29.40	29.99	30.59	31.20	31.82	32.46
Biweekly	1,782.40	1,818.05	1,854.41	1,891.50	1,929.33	1,967.91	2,007.27	2,047.42	2,088.37	2,130.13	2,172.74	2,216.19	2,260.51	2,305.72	2,351.84	2,398.88	2,446.85	2,495.79	2,545.71	2,596.62
Month	3,861.87	3,939.10	4,017.89	4,098.24	4,180.21	4,263.81	4,349.09	4,436.07	4,524.79	4,615.29	4,707.59	4,801.75	4,897.78	4,995.74	5,095.65	5,197.56	5,301.52	5,407.55	5,515.70	5,626.01
Annual	46,342.40	47,269.25	48,214.63	49,178.93	50,162.50	51,165.75	52,189.07	53,232.85	54,297.51	55,383.46	56,491.13	57,620.95	58,773.37	59,948.84	61,147.81	62,370.77	63,618.18	64,890.55	66,188.36	67,512.13

Attachment 1-2
Ordinance 2022____

Budget and Plan for Municipal Services Fiscal Year 2021-2022
Personnel Summary Grade and Pay Rate Table

Service grade	Step 1	Step 2	Step 3	Step 4	Step 5	Step 6	Step 7	Step 8	Step 9	Step 10	Step 11	Step 12	Step 13	Step 14	Step 15	Step 16	Step 17	Step 18	Step 19	Step 20
24																				
Hour	21.83	22.27	22.72	23.17	23.63	24.11	24.59	25.08	25.58	26.09	26.62	27.15	27.69	28.25	28.81	29.39	29.97	30.57	31.18	31.81
Biweekly	1,746.75	1,781.69	1,817.32	1,853.67	1,890.74	1,928.56	1,967.13	2,006.47	2,046.60	2,087.53	2,129.28	2,171.87	2,215.30	2,259.61	2,304.80	2,350.90	2,397.92	2,445.87	2,494.79	2,544.69
Month	3,784.63	3,860.32	3,937.53	4,016.28	4,096.60	4,178.54	4,262.11	4,347.35	4,434.30	4,522.98	4,613.44	4,705.71	4,799.83	4,895.82	4,993.74	5,093.61	5,195.49	5,299.39	5,405.38	5,513.49
Annual	45,415.55	46,323.86	47,250.34	48,195.35	49,159.25	50,142.44	51,145.29	52,168.19	53,211.56	54,275.79	55,361.30	56,468.53	57,597.90	58,749.86	59,924.86	61,123.35	62,345.82	63,592.74	64,864.59	66,161.88
23																				
Hour	21.41	21.84	22.27	22.72	23.17	23.64	24.11	24.59	25.09	25.59	26.10	26.62	27.15	27.70	28.25	28.82	29.39	29.98	30.58	31.19
Biweekly	1,712.80	1,747.06	1,782.00	1,817.64	1,853.99	1,891.07	1,928.89	1,967.47	2,006.82	2,046.95	2,087.89	2,129.65	2,172.24	2,215.69	2,260.00	2,305.20	2,351.31	2,398.33	2,446.30	2,495.23
Month	3,711.07	3,785.29	3,860.99	3,938.21	4,016.98	4,097.32	4,179.26	4,262.85	4,348.11	4,435.07	4,523.77	4,614.24	4,706.53	4,800.66	4,896.67	4,994.61	5,094.50	5,196.39	5,300.32	5,406.32
Annual	44,532.80	45,423.46	46,331.93	47,258.56	48,203.73	49,167.81	50,151.17	51,154.19	52,177.27	53,220.82	54,285.23	55,370.94	56,478.36	57,607.93	58,760.08	59,935.29	61,133.99	62,356.67	63,603.80	64,875.88
22																				
Hour	20.98	21.40	21.83	22.27	22.71	23.17	23.63	24.10	24.58	25.08	25.58	26.09	26.61	27.14	27.69	28.24	28.80	29.38	29.97	30.57
Biweekly	1,678.54	1,712.11	1,746.36	1,781.28	1,816.91	1,853.25	1,890.31	1,928.12	1,966.68	2,006.02	2,046.14	2,087.06	2,128.80	2,171.38	2,214.80	2,259.10	2,304.28	2,350.37	2,397.37	2,445.32
Month	3,636.85	3,709.58	3,783.77	3,859.45	3,936.64	4,015.37	4,095.68	4,177.59	4,261.14	4,346.37	4,433.29	4,521.96	4,612.40	4,704.65	4,798.74	4,894.71	4,992.61	5,092.46	5,194.31	5,298.20
Annual	43,642.14	44,514.99	45,405.29	46,313.39	47,239.66	48,184.45	49,148.14	50,131.11	51,133.73	52,156.40	53,199.53	54,263.52	55,348.79	56,455.77	57,584.88	58,736.58	59,911.31	61,109.54	62,331.73	63,578.36
21																				
Hour	20.58	20.99	21.41	21.84	22.28	22.72	23.18	23.64	24.11	24.60	25.09	25.59	26.10	26.62	27.15	27.70	28.25	28.82	29.39	29.98
Biweekly	1,646.40	1,679.33	1,712.91	1,747.17	1,782.12	1,817.76	1,854.11	1,891.20	1,929.02	1,967.60	2,006.95	2,047.09	2,088.03	2,129.79	2,172.39	2,215.84	2,260.15	2,305.36	2,351.46	2,398.49
Month	3,567.20	3,638.54	3,711.31	3,785.54	3,861.25	3,938.48	4,017.25	4,097.59	4,179.54	4,263.13	4,348.40	4,435.36	4,524.07	4,614.55	4,706.84	4,800.98	4,897.00	4,994.94	5,094.84	5,196.74
Annual	42,806.40	43,662.53	44,535.78	45,426.49	46,335.02	47,261.72	48,206.96	49,171.10	50,154.52	51,157.61	52,180.76	53,224.38	54,288.87	55,374.64	56,482.14	57,611.78	58,764.01	59,939.29	61,138.08	62,360.84
20																				
Hour	20.17	20.57	20.98	21.40	21.83	22.27	22.71	23.17	23.63	24.10	24.59	25.08	25.58	26.09	26.61	27.14	27.69	28.24	28.81	29.38
Biweekly	1,613.47	1,645.74	1,678.66	1,712.23	1,746.47	1,781.40	1,817.03	1,853.37	1,890.44	1,928.25	1,966.81	2,006.15	2,046.27	2,087.20	2,128.94	2,171.52	2,214.95	2,259.25	2,304.44	2,350.52
Month	3,495.86	3,565.77	3,637.09	3,709.83	3,784.03	3,859.71	3,936.90	4,015.64	4,095.95	4,177.87	4,261.43	4,346.66	4,433.59	4,522.26	4,612.71	4,704.96	4,799.06	4,895.04	4,992.94	5,092.80
Annual	41,950.27	42,789.28	43,645.06	44,517.96	45,408.32	46,316.49	47,242.82	48,187.68	49,151.43	50,134.46	51,137.15	52,159.89	53,203.09	54,267.15	55,352.49	56,459.54	57,588.73	58,740.51	59,915.32	61,113.62
19																				
Hour	19.77	20.16	20.56	20.97	21.39	21.82	22.26	22.70	23.16	23.62	24.09	24.58	25.07	25.57	26.08	26.60	27.13	27.68	28.23	28.79
Biweekly	1,581.20	1,612.83	1,645.08	1,677.98	1,711.54	1,745.78	1,780.69	1,816.30	1,852.63	1,889.68	1,927.48	1,966.03	2,005.35	2,045.45	2,086.36	2,128.09	2,170.65	2,214.07	2,258.35	2,303.51
Month	3,425.94	3,494.46	3,564.35	3,635.63	3,708.35	3,782.51	3,858.16	3,935.33	4,014.03	4,094.31	4,176.20	4,259.72	4,344.92	4,431.82	4,520.45	4,610.86	4,703.08	4,797.14	4,893.08	4,990.95
Annual	41,111.27	41,933.49	42,772.16	43,627.60	44,500.16	45,390.16	46,297.96	47,223.92	48,168.40	49,131.77	50,114.40	51,116.69	52,139.03	53,181.81	54,245.44	55,330.35	56,436.96	57,565.70	58,717.01	59,891.35
18																				
Hour	19.37	19.76	20.15	20.56	20.97	21.39	21.81	22.25	22.69	23.15	23.61	24.08	24.57	25.06	25.56	26.07	26.59	27.12	27.66	28.22
Biweekly	1,549.58	1,580.57	1,612.18	1,644.43	1,677.31	1,710.86	1,745.08	1,779.98	1,815.58	1,851.89	1,888.93	1,926.71	1,965.24	2,004.55	2,044.64	2,085.53	2,127.24	2,169.78	2,213.18	2,257.44
Month	3,357.42	3,424.57	3,493.06	3,562.92	3,634.18	3,706.86	3,781.00	3,856.62	3,933.75	4,012.43	4,092.68	4,174.53	4,258.02	4,343.18	4,430.04	4,518.65	4,609.02	4,701.20	4,795.22	4,891.13
Annual	40,289.04	41,094.82	41,916.72	42,755.05	43,610.15	44,482.36	45,372.00	46,279.44	47,205.03	48,149.13	49,112.12	50,094.36	51,096.25	52,118.17	53,160.53	54,223.74	55,308.22	56,414.38	57,542.67	58,693.53
17																				
Hour	19.02	19.40	19.79	20.18	20.59	21.00	21.42	21.85	22.28	22.73	23.19	23.65	24.12	24.60	25.10	25.60	26.11	26.63	27.17	27.71
Biweekly	1,521.60	1,552.03	1,583.07	1,614.73	1,647.03	1,679.97	1,713.57	1,747.84	1,782.80	1,818.45	1,854.82	1,891.92	1,929.76	1,968.35	2,007.72	2,047.87	2,088.83	2,130.61	2,173.22	2,216.68
Month	3,296.80	3,362.74	3,429.99	3,498.59	3,568.56	3,639.93	3,712.73	3,786.99	3,862.73	3,939.98	4,018.78	4,099.16	4,181.14	4,264.76	4,350.06	4,437.06	4,525.80	4,616.32	4,708.64	4,802.82
Annual	39,561.60	40,352.83	41,159.89	41,983.09	42,822.75	43,679.20	44,552.79	45,443.84	46,352.72	47,279.77	48,225.37	49,189.88	50,173.67	51,177.15	52,200.69	53,244.70	54,309.60	55,395.79	56,503.71	57,633.78
16																				
Hour	18.64	19.01	19.39	19.78	20.18	20.58	20.99	21.41	21.84	22.28	22.72	23.18	23.64	24.11	24.59	25.09	25.59	26.10	26.62	27.15
Biweekly	1,491.17	1,520.99	1,551.41	1,582.44	1,614.09	1,646.37	1,679.30	1,712.88	1,747.14	1,782.08	1,817.73	1,854.08	1,891.16	1,928.98	1,967.56	2,006.92	2,047.05	2,088.00	2,129.76	2,172.35
Month	3,230.86	3,295.48	3,361.39	3,428.62	3,497.19	3,567.13	3,638.48	3,711.25	3,785.47	3,861.18	3,938.41	4,017.17	4,097.52	4,179.47	4,263.06	4,348.32	4,435.28	4,523.99	4,614.47	4,706.76
Annual	38,770.37	39,545.78	40,336.69	41,143.42	41,966.29	42,805.62	43,661.73	44,534.97	45,425.67	46,334.18	47,260.86	48,206.08	49,170.20	50,153.61	51,156.68	52,179.81	53,223.41	54,287.88	55,373.63	56,481.11
15																				
Hour	18.26	18.63	19.00	19.38	19.77	20.16	20.56	20.98	21.39	21.82	22.26	22.70	23.16	23.62	24.09	24.58	25.07	25.57	26.08	26.60
Biweekly	1,460.80	1,490.02	1,519.82	1,550.21	1,581.22	1,612.84	1,645.10	1,678.00	1,711.56	1,745.79	1,780.71	1,816.32	1,852.65	1,889.70	1,927.49	1,966.04	2,005.37	2,045.47	2,086.38	2,128.11
Month	3,165.07	3,228.37	3,292.94	3,358.79	3,425.97	3,494.49	3,564.38	3,635.67	3,708.38	3,782.55	3,858.20	3,935.36	4,014.07	4,094.35	4,176.24	4,259.76	4,344.96	4,431.86	4,520.49	4,610.90
Annual	37,980.80	38,740.42	39,515.22	40,305.53	41,111.64	41,933.87	42,772.55	43,628.00	44,500.56	45,390.57	46,298.38	47,224.35	48,168.84	49,132.21	50,114.86	51,117.16	52,139.50	53,182.29	54,245.94	55,330.85
14																				
Hour	17.89	18.25	18.62	18.99	19.37	19.76	20.15	20.56	20.97	21.39	21.81	22.25	22.69	23.15	23.61	24.08	24.57	25.06	25.56	26.07
Biweekly	1,431.58	1,460.22	1,489.42	1,519.21	1,549.59	1,580.58	1,612.20	1,644.44	1,677.33	1,710.88	1,745.09	1,779.99	1,815.59	1,851.91	1,888.94	1,926.72	1,965.26	2,004.56	2,044.65	2,085.55
Month	3,101.77	3,163.80	3,227.08	3,291.62	3,357.45	3,424.60	3,493.09	3,562.95	3,634.21	3,706.90	3,781.03	3,856.66	3,933.79	4,012.46	4,092.71	4,174.57	4,258.06	4,343.22	4,430.08	4,518.69
Annual	37,221.18	37,965.61	38,724.92	39,499.42	40,289.41	41,095.19	41,917.10	42,755.44	43,610.55	44,482.76	45,372.42	46,279.86	47,205.46	48,149.57	49,112.56	50,094.81	51,096.71	52,118.64	53,161.02	54,224.24
13																				
Hour	17.56	17.91	18.27	18.63	19.01	19.39	19.78	20.17	20.57	20.99	21.41	21.83	22.27	22.72	23.17	23.63	24.11	24.59	25.08	25.58
Biweekly	1,404.80	1,432.90	1,461.55	1,490.78	1,520.60	1,551.01	1,582.03	1,613.67	1,645.95	1,678.87	1,712.44	1,746.69	1,781.63	1,817.26	1,853.60	1,890.68	1,928.49	1,967.06	2,006.40	2,046.53
Month	3,043.73	3,104.61	3,166.70	3,230.03	3,294.63	3,360.53	3,427.74	3,496.29	3,566.22	3,637.54	3,710.29	3,784.50	3,860.19	3,937.39	4,016.14	4,096.46	4,178.39	4,261.96	4,347.20	4,434.14
Annual	36,524.80	37,255.30	38,000.40	38,760.41	39,535.62	40,326.33	41,132.86	41,955.51	42,794.62	43,650.52	44,523.53	45,414.00	46,322.28	47,248.72	48,193.70	49,157.57	50,140.72	51,143.54	52,166.41	53,209.74

Attachment 1-2
Ordinance 2022____

Budget and Plan for Municipal Services Fiscal Year 2021-2022
Personnel Summary Grade and Pay Rate Table

Service grade	Step 1	Step 2	Step 3	Step 4	Step 5	Step 6	Step 7	Step 8	Step 9	Step 10	Step 11	Step 12	Step 13	Step 14	Step 15	Step 16	Step 17	Step 18	Step 19	Step 20
12																				
Hour	17.26	17.61	17.96	18.32	18.68	19.06	19.44	19.83	20.22	20.63	21.04	21.46	21.89	22.33	22.77	23.23	23.69	24.17	24.65	25.14
Biweekly	1,380.80	1,408.42	1,436.58	1,465.32	1,494.62	1,524.51	1,555.01	1,586.11	1,617.83	1,650.18	1,683.19	1,716.85	1,751.19	1,786.21	1,821.94	1,858.38	1,895.54	1,933.45	1,972.12	2,011.56
Month	2,991.73	3,051.57	3,112.60	3,174.85	3,238.35	3,303.12	3,369.18	3,436.56	3,505.29	3,575.40	3,646.91	3,719.84	3,794.24	3,870.13	3,947.53	4,026.48	4,107.01	4,189.15	4,272.93	4,358.39
Annual	35,900.80	36,618.82	37,351.19	38,098.22	38,860.18	39,637.38	40,430.13	41,238.73	42,063.51	42,904.78	43,762.87	44,638.13	45,530.90	46,441.51	47,370.34	48,317.75	49,284.11	50,269.79	51,275.18	52,300.69
11																				
Hour	16.91	17.25	17.60	17.95	18.31	18.68	19.05	19.43	19.82	20.21	20.62	21.03	21.45	21.88	22.32	22.77	23.22	23.68	24.16	24.64
Biweekly	1,353.18	1,380.25	1,407.85	1,436.01	1,464.73	1,494.02	1,523.90	1,554.38	1,585.47	1,617.18	1,649.52	1,682.51	1,716.16	1,750.49	1,785.50	1,821.21	1,857.63	1,894.78	1,932.68	1,971.33
Month	2,931.90	2,990.54	3,050.35	3,111.35	3,173.58	3,237.05	3,301.79	3,367.83	3,435.19	3,503.89	3,573.97	3,645.45	3,718.36	3,792.72	3,868.58	3,945.95	4,024.87	4,105.37	4,187.47	4,271.22
Annual	35,182.78	35,886.44	36,604.17	37,336.25	38,082.98	38,844.64	39,621.53	40,413.96	41,222.24	42,046.68	42,887.62	43,745.37	44,620.28	45,512.68	46,422.94	47,351.40	48,298.42	49,264.39	50,249.68	51,254.67
10																				
Hour	16.58	16.91	17.25	17.59	17.94	18.30	18.67	19.04	19.42	19.81	20.21	20.61	21.02	21.44	21.87	22.31	22.76	23.21	23.68	24.15
Biweekly	1,326.12	1,352.64	1,379.70	1,407.29	1,435.44	1,464.14	1,493.43	1,523.30	1,553.76	1,584.84	1,616.53	1,648.86	1,681.84	1,715.48	1,749.79	1,784.78	1,820.48	1,856.89	1,894.03	1,931.91
Month	2,873.26	2,930.73	2,989.34	3,049.13	3,110.11	3,172.31	3,235.76	3,300.47	3,366.48	3,433.81	3,502.49	3,572.54	3,643.99	3,716.87	3,791.21	3,867.03	3,944.37	4,023.26	4,103.72	4,185.80
Annual	34,479.13	35,168.71	35,872.09	36,589.53	37,321.32	38,067.74	38,829.10	39,605.68	40,397.79	41,205.75	42,029.87	42,870.46	43,727.87	44,602.43	45,494.48	46,404.37	47,332.45	48,279.10	49,244.69	50,229.58
9																				
Hour	16.22	16.54	16.88	17.21	17.56	17.91	18.27	18.63	19.00	19.38	19.77	20.17	20.57	20.98	21.40	21.83	22.27	22.71	23.17	23.63
Biweekly	1,297.60	1,323.55	1,350.02	1,377.02	1,404.56	1,432.66	1,461.31	1,490.53	1,520.35	1,550.75	1,581.77	1,613.40	1,645.67	1,678.58	1,712.16	1,746.40	1,781.33	1,816.95	1,853.29	1,890.36
Month	2,811.47	2,867.70	2,925.05	2,983.55	3,043.22	3,104.09	3,166.17	3,229.49	3,294.08	3,359.96	3,427.16	3,495.71	3,565.62	3,636.93	3,709.67	3,783.86	3,859.54	3,936.73	4,015.47	4,095.78
Annual	33,737.60	34,412.35	35,100.60	35,802.61	36,518.66	37,249.04	37,994.02	38,753.90	39,528.98	40,319.56	41,125.95	41,948.47	42,787.43	43,643.18	44,516.05	45,406.37	46,314.50	47,240.78	48,185.60	49,149.31
8																				
Hour	15.90	16.21	16.54	16.87	17.21	17.55	17.90	18.26	18.62	19.00	19.38	19.76	20.16	20.56	20.97	21.39	21.82	22.26	22.70	23.16
Biweekly	1,271.65	1,297.08	1,323.02	1,349.48	1,376.47	1,404.00	1,432.08	1,460.72	1,489.94	1,519.74	1,550.13	1,581.13	1,612.76	1,645.01	1,677.91	1,711.47	1,745.70	1,780.61	1,816.23	1,852.55
Month	2,755.24	2,810.34	2,866.55	2,923.88	2,982.36	3,042.00	3,102.84	3,164.90	3,228.20	3,292.76	3,358.62	3,425.79	3,494.31	3,564.19	3,635.48	3,708.19	3,782.35	3,858.00	3,935.16	4,013.86
Annual	33,062.85	33,724.10	34,398.59	35,086.56	35,788.29	36,504.06	37,234.14	37,978.82	38,738.40	39,513.16	40,303.43	41,109.50	41,931.69	42,770.32	43,625.73	44,498.24	45,388.21	46,295.97	47,221.89	48,166.33
7																				
Hour	15.58	15.89	16.21	16.53	16.86	17.20	17.54	17.89	18.25	18.62	18.99	19.37	19.76	20.15	20.55	20.97	21.38	21.81	22.25	22.69
Biweekly	1,246.22	1,271.14	1,296.56	1,322.49	1,348.94	1,375.92	1,403.44	1,431.51	1,460.14	1,489.34	1,519.13	1,549.51	1,580.50	1,612.11	1,644.35	1,677.24	1,710.79	1,745.00	1,779.90	1,815.50
Month	2,700.13	2,754.14	2,809.22	2,865.40	2,922.71	2,981.16	3,040.79	3,101.60	3,163.64	3,226.91	3,291.45	3,357.28	3,424.42	3,492.91	3,562.77	3,634.02	3,706.70	3,780.84	3,856.45	3,933.58
Annual	32,401.59	33,049.62	33,710.62	34,384.83	35,072.52	35,773.97	36,489.45	37,219.24	37,963.63	38,722.90	39,497.36	40,287.31	41,093.05	41,914.91	42,753.21	43,608.28	44,480.44	45,370.05	46,277.45	47,203.00
6																				
Hour	15.27	15.57	15.88	16.20	16.52	16.86	17.19	17.54	17.89	18.24	18.61	18.98	19.36	19.75	20.14	20.55	20.96	21.38	21.80	22.24
Biweekly	1,221.29	1,245.72	1,270.63	1,296.04	1,321.96	1,348.40	1,375.37	1,402.88	1,430.94	1,459.56	1,488.75	1,518.52	1,548.89	1,579.87	1,611.47	1,643.70	1,676.57	1,710.10	1,744.30	1,779.19
Month	2,646.13	2,699.05	2,753.03	2,808.09	2,864.26	2,921.54	2,979.97	3,039.57	3,100.36	3,162.37	3,225.62	3,290.13	3,355.93	3,423.05	3,491.51	3,561.34	3,632.57	3,705.22	3,779.33	3,854.91
Annual	31,753.56	32,388.63	33,036.40	33,697.13	34,371.07	35,058.50	35,759.67	36,474.86	37,204.36	37,948.44	38,707.41	39,481.56	40,271.19	41,076.61	41,898.15	42,736.11	43,590.83	44,462.65	45,351.90	46,258.94
5																				
Hour	14.99	15.29	15.60	15.91	16.23	16.55	16.88	17.22	17.56	17.91	18.27	18.64	19.01	19.39	19.78	20.17	20.58	20.99	21.41	21.84
Biweekly	1,199.20	1,223.18	1,247.65	1,272.60	1,298.05	1,324.01	1,350.49	1,377.50	1,405.05	1,433.16	1,461.82	1,491.05	1,520.88	1,551.29	1,582.32	1,613.97	1,646.24	1,679.17	1,712.75	1,747.01
Month	2,598.27	2,650.23	2,703.24	2,757.30	2,812.45	2,868.70	2,926.07	2,984.59	3,044.28	3,105.17	3,167.27	3,230.62	3,295.23	3,361.13	3,428.36	3,496.92	3,566.86	3,638.20	3,710.96	3,785.18
Annual	31,179.20	31,802.78	32,438.84	33,087.62	33,749.37	34,424.36	35,112.84	35,815.10	36,531.40	37,262.03	38,007.27	38,767.42	39,542.76	40,333.62	41,140.29	41,963.10	42,802.36	43,658.41	44,531.58	45,422.21
4																				
Hour	14.73	15.02	15.33	15.63	15.94	16.26	16.59	16.92	17.26	17.60	17.96	18.31	18.68	19.05	19.44	19.82	20.22	20.63	21.04	21.46
Biweekly	1,178.40	1,201.97	1,226.01	1,250.53	1,275.54	1,301.05	1,327.07	1,353.61	1,380.68	1,408.30	1,436.46	1,465.19	1,494.50	1,524.39	1,554.87	1,585.97	1,617.69	1,650.04	1,683.05	1,716.71
Month	2,553.20	2,604.26	2,656.35	2,709.48	2,763.67	2,818.94	2,875.32	2,932.82	2,991.48	3,051.31	3,112.34	3,174.58	3,238.07	3,302.84	3,368.89	3,436.27	3,505.00	3,575.10	3,646.60	3,719.53
Annual	30,638.40	31,251.17	31,876.19	32,513.72	33,163.99	33,827.27	34,503.81	35,193.89	35,897.77	36,615.72	37,348.04	38,095.00	38,856.90	39,634.04	40,426.72	41,235.25	42,059.96	42,901.16	43,759.18	44,634.36
3																				
Hour	14.44	14.72	15.02	15.32	15.63	15.94	16.26	16.58	16.91	17.25	17.60	17.95	18.31	18.67	19.05	19.43	19.82	20.21	20.62	21.03
Biweekly	1,154.83	1,177.93	1,201.49	1,225.52	1,250.03	1,275.03	1,300.53	1,326.54	1,353.07	1,380.13	1,407.73	1,435.89	1,464.61	1,493.90	1,523.78	1,554.25	1,585.34	1,617.04	1,649.38	1,682.37
Month	2,502.14	2,552.18	2,603.22	2,655.29	2,708.39	2,762.56	2,817.81	2,874.17	2,931.65	2,990.28	3,050.09	3,111.09	3,173.31	3,236.78	3,301.52	3,367.55	3,434.90	3,503.59	3,573.67	3,645.14
Annual	30,025.63	30,626.14	31,238.67	31,863.44	32,500.71	33,150.72	33,813.74	34,490.01	35,179.81	35,883.41	36,601.08	37,333.10	38,079.76	38,841.36	39,618.18	40,410.55	41,218.76	42,043.13	42,884.00	43,741.68
2																				
Hour	14.15	14.43	14.72	15.01	15.31	15.62	15.93	16.25	16.58	16.91	17.24	17.59	17.94	18.30	18.67	19.04	19.42	19.81	20.20	20.61
Biweekly	1,131.74	1,154.37	1,177.46	1,201.01	1,225.03	1,249.53	1,274.52	1,300.01	1,326.01	1,352.53	1,379.58	1,407.17	1,435.31	1,464.02	1,493.30	1,523.17	1,553.63	1,584.70	1,616.40	1,648.72
Month	2,452.09	2,501.14	2,551.16	2,602.18	2,654.22	2,707.31	2,761.46	2,816.68	2,873.02	2,930.48	2,989.09	3,048.87	3,109.85	3,172.04	3,235.49	3,300.19	3,366.20	3,433.52	3,502.19	3,572.24
Annual	29,425.12	30,013.62	30,613.89	31,226.17	31,850.70	32,487.71	33,137.46	33,800.21	34,476.22	35,165.74	35,869.06	36,586.44	37,318.17	38,064.53	38,825.82	39,602.34	40,394.38	41,202.27	42,026.32	42,866.84
1																				
Hour	14.40	14.69	14.98	15.28	15.59	15.90	16.22	16.54	16.87	17.21	17.55	17.90	18.26	18.63	19.00	19.38	19.77	20.16	20.57	20.98
Biweekly	1,152.00	1,175.04	1,198.54	1,222.51	1,246.96	1,271.90	1,297.34	1,323.29	1,349.75	1,376.75	1,404.28	1,432.37	1,461.01	1,490.23	1,520.04	1,550.44	1,581.45	1,613.08	1,645.34	1,678.25
Month	2,496.00	2,545.92	2,596.84	2,648.78	2,701.75	2,755.79	2,810.90	2,867.12	2,924.46	2,982.95	3,042.61	3,103.46	3,165.53	3,228.84	3,293.42	3,359.29	3,426.47	3,495.00	3,564.90	3,636.20
Annual	29,952.00	30,551.04	31,162.06	31,785.30	32,421.01	33,069.43	33,730.82	34,405.43	35,093.54	35,795.41	36,511.32	37,241.55	37,986.38	38,746.11	39,521.03	40,311.45	41,117.68	41,940.03	42,778.83	43,634.41

***Note: The above hourly rates apply to Fire Department personnel working 48/96 shifts.**

ORDINANCE 2022-008(O)

AN ORDINANCE AMENDING THE WINDCREST CODE OF ORDINANCES, CHAPTER 2, ARTICLE III. - ETHICS, SECTION 02-51.(a)(3)(g) – QUALIFICATIONS AND SECTION 02-51.(a)(4) – REMOVAL

WHEREAS, the City of Windcrest is a home-rule municipality located within Bexar County, Texas; and

WHEREAS, the City of Windcrest finds that there is a need for citizens to sit on multiple board and commissions that do not conflict with each other; and

WHEREAS, the City of Windcrest finds that the Ethics Commission members should not be restricted to holding a singular board member appointment if they qualify to serve on a board not in conflict with the Ethics Commission.

WHEREAS, the Windcrest City Council in compliance with the laws of the State of Texas and the City's municipal code in the exercise of its legislative discretion, has determined it is appropriate, for good government and for the welfare and benefit of the public to amend the portion of the Code that deals with qualifications and removal of members of the Ethics Code.

I.

NOW THEREFORE, BE IT ORDAINED BY THE CITY COUNCIL OF THE CITY OF WINDCREST, TEXAS that Chapter 2, Article III.- Ethics, Section 02-51.(a)(3)(g) Qualifications and Section 02-51(a)(4) Removal, of the Windcrest Code of Ordinances shall be amended with strike through text being deletions and underlined text being additions and shall read as follows:

Chapter 2

Article III. – ETHICS

Sec. 02-51. – Ethics Commission Structure

(a) ***Organization and qualifications.***

***

(3) *Qualifications.* Members of the ethics commission shall have good moral character and shall be residents of the City of Windcrest for at least six months prior to being appointed. To be qualified to sit on the commission, each member shall: [3] [5]

a. NOT be any salaried city official or employee;

b. NOT be an elected public official for any governmental body;

PENDING CC APPROVAL

c. NOT be a candidate for any elected public office;

d. NOT be an official of a political party;

e. NOT be a campaign treasurer, campaign manager, official or other policy or decision-maker for the campaign of any candidate for elected public office;

f. NOT be a campaign treasurer, campaign manager, official or other policy or decision-maker for any political action committee as defined in the Texas Election Code;

~~g. NOT be a member of any other city board or commission for the City of Windcrest; and~~

g. NOT have a conviction of a felony or any crime involving moral turpitude or have been found by the ethics commission to have previously violated any provision of the city code of ethics.

(4) *Removal*. A member of the ethics commission shall be removed immediately from office by the remaining members for the failure to satisfy or continue to satisfy the qualifications and restrictions set out above. The ethics commission shall be the judge of the qualifications of its members and shall call a meeting to review any alleged violation of this section. A member of the ethics commission who is asserted to be in violation of this section must recuse themselves from any deliberation or vote on the assertion. The commission's ability to determine qualifications does not affect the city council's ability to remove and replace a commission member, with or without cause, by an affirmative vote of at least four councilmembers. [4] [6]

II.
CUMULATIVE CLAUSE

That this Ordinance shall be cumulative of all provisions of the City of Windcrest Code of Ordinances except where the provisions of this Ordinance are in direct conflict with the provisions of such existing Ordinance, in which event the conflicting provisions of such existing Ordinance are hereby repealed and this Ordinance controls.

III.
SEVERABILITY

That it is hereby declared to be the intent of the City Council for the City of Windcrest that the phrases, clauses, sentences, paragraphs, and sections of this Ordinance are severable, and if any phrase, clause, sentence, paragraph, or section of this Ordinance should be declared unconstitutional by the valid judgement or decree of any court of competent jurisdiction, such unconstitutionality shall not affect any of the remaining phrases, clauses, sentences, paragraphs, or sections of the Ordinances, since the same would have been enacted by the City Council without

PENDING CC APPROVAL

incorporation in this ordinance of any such unconstitutional phrases, sentences, paragraphs, or sections.

IV.
PROPER NOTICE AND MEETING

It is hereby officially found and determined that the meeting at which this Ordinance was adopted was open to the public and that public notice of the time, place and purpose of said meeting was given as required by the Open Meetings Act, Chapter 551 of the Texas Government Code.

V.
EFFECTIVE DATE

This ordinance shall be effective upon passage and publication as required by state and local law.

VI.
READINGS

DULY PASSED ON FIRST READING, on the _____ day of _____, 2022, at a regular meeting of the City Council of the City of Windcrest, Texas, which was held in compliance with the Open Meetings Act, Gov't. Code §551.001, et. Seq. at which meeting a quorum was present and voting.

DULY PASSED AND APPROVED, on the _____ day of _____, 2022, at a regular meeting of the City Council of the City of Windcrest, Texas, which was held in compliance with the Open Meetings Act, Gov't. Code §551.001, et. Seq. at which meeting a quorum was present and voting.

CITY OF WINDCREST, TEXAS

_____
Dan Reese, Mayor

ATTEST:

_____
Rachel C. Dominguez, City Secretary

APPROVED:

_____
Ryan S. Henry, City Attorney

PENDING CC APPROVAL

ORDINANCE NO. 2022-009(O)

AN ORDINANCE DESIGNATING A SENIOR JUDGE POSITION BY AMENDING CHAPTER 20-MUNICIPAL COURT OF RECORD BY ADDING SECTION 20-6.- JUDICIAL POSITIONS, TO THE CITY'S CODE OF ORDINANCES

WHEREAS, the City of Windcrest is a home-rule municipality located within Bexar County, Texas; and

WHEREAS, the City of Windcrest Charter under Article V, Section 5.07 creates the Municipal Court of Record and the appointment a Judge of the Municipal Court and alternates; and

WHEREAS, from time to time the Presiding Municipal Court Judge may not be available for scheduled court dates and the Council can designate an alternate as provided by the Windcrest Charter; and

WHEREAS, the Windcrest City Council finds that designating a Senior Judge position as an option for the presiding judge to utilize in times of need or convenience is in the best interest of the welfare of the citizens of Windcrest by providing sufficient coverage for the municipal court.

I.

NOW THEREFORE, BE IT ORDAINED BY THE CITY COUNCIL OF THE CITY OF WINDCREST, TEXAS that Chapter 20 of the City of Windcrest Code of Ordinances is hereby amended by adding the following section 20-6 which shall read as follows:

Sec. 20-6. – Judicial Positions.

(a) Presiding Judge. Consistent with chapter 30 of the Texas Government Code, the presiding judge of the Windcrest Municipal Court of Record shall be the principal judge of the municipal court and shall be responsible for all judicial and administrative duties required of a presiding judge under state law, city charter, and city ordinances. The presiding judge shall be appointed by the city council, consistent with the city charter and have all authority, power, duties, and responsibilities proscribed by law for the position. The presiding judge shall have authority and be responsible for providing assignments to other judges of the court and may reassign such additional judicial and administrative duties as the presiding judge determines are appropriate. The presiding judge shall be qualified under state law and the city charter to hold the position.

(b) Alternate Judge. The city council may appoint an alternate judge to serve when called upon by the presiding judge and to accept assignments, hear cases, and dockets as assigned. The alternate judge may also be assigned administrative duties by the presiding judge. The alternate judge must be qualified under state law and the city charter to hold the position. The alternate judge may serve in lieu of the presiding judge when assigned or when the

Pending CC Approval

presiding judge has a conflict of interest or is unable to preside over any particular case or matter.

(c) Senior Judge. The city council may appoint one senior judge to serve when needed. It is the intent of the city council to provide experienced judicial and administrative support for the presiding judge and the clerk of the court. Such senior judge shall have all the powers and authority conferred upon him or her by state law, the city charter and city ordinances. Unlike the alternate judge, the senior judge must not only be qualified to serve as a municipal judge under state law and the city charter, but must meet the following qualifications:

1. Must have served as a presiding judge for a minimum of fifteen years in a court of record in Texas.
2. Must have served as a judge in the City of Windcrest for a minimum of five years prior to appointment in the senior judge position.

II.
CUMULATIVE CLAUSE

That this Ordinance shall be cumulative of all provisions of the City of Windcrest Code of Ordinances except where the provisions of this Ordinance are in direct conflict with the provisions of such existing Ordinance, in which event the conflicting provisions of such existing Ordinance are hereby repealed and this Ordinance controls.

III.
SEVERABILITY

That it is hereby declared to be the intent of the City Council for the City of Windcrest that the phrases, clauses, sentences, paragraphs, and sections of this Ordinance are severable, and if any phrase, clause, sentence, paragraph, or section of this Ordinance should be declared unconstitutional by the valid judgement or decree of any court of competent jurisdiction, such unconstitutionality shall not affect any of the remaining phrases, clauses, sentences, paragraphs, or sections of the Ordinances, since the same would have been enacted by the City Council without incorporation in this ordinance of any such unconstitutional phrases, sentences, paragraphs, or sections.

IV.
PROPER NOTICE AND MEETING

It is hereby officially found and determined that the meeting at which this Ordinance was adopted was open to the public and that public notice of the time, place and purpose of said meeting was given as required by the Open Meetings Act, Chapter 551 of the Texas Government Code.

V.
EFFECTIVE DATE

Pending CC Approval

This ordinance shall be effective upon passage and publication as required by state and local law.

VI.
READINGS

DULY PASSED ON FIRST READING, on the _____ day of _____, 2022 at a regular meeting of the City Council of the City of Windcrest, Texas, which was held in compliance with the Open Meetings Act, Gov't. Code §551.001, et. Seq. at which meeting a quorum was present and voting.

DULY PASSED AND APPROVED, on the _____ day of _____, 2022 at a regular meeting of the City Council of the City of Windcrest, Texas, which was held in compliance with the Open Meetings Act, Gov't. Code §551.001, et. Seq. at which meeting a quorum was present and voting.

CITY OF WINDCREST, TEXAS

_____
Dan Reese, Mayor

ATTEST:

_____
Rachel C. Dominguez, City Secretary

APPROVED:

_____
Ryan Henry, City Attorney

Pending CC Approval

City Council Agenda Item Memo

DEPARTMENT: Police **REQUESTOR:** Darrell Volz

DEPARTMENT HEAD: Darrell Volz

IMPACTED DEPARTMENT/'S: Police

SUBJECT: Old Radios

BACKGROUND INFORMATION:

- The Windcrest Police Department recently replaced all our portable (handheld) radios.
- The old radios have reached their end of life and have had all data related to our department erased.
- The new radios have the encryption needed to communicate with the San Antonio Police Department and the Bexar County Sheriff's Department
- Attached is an itemized list of the old radios that the police department no longer needs.

ISSUE:

- The police department is looking for the wishes of council to get this accomplished. There are several options that we have to remove these radios from our inventory.
    a. We can attempt to sell them. It appears they average less than $100 per radio (most less than $50 each).
    b. In lieu of attempting to sell these radios we could attempt to donated them to less fortunate departments who may not have funds for radios.

ALTERNATIVES: Alternative would be to destroy and then dispose of them.

FISCAL IMPACT: There is no costs to the city of Windcrest.

City Council Agenda Item Memo

DEPARTMENT: Municipal Court **REQUESTOR:** Claudia Carrera

DEPARTMENT HEAD: Claudia Carrera

IMPACTED DEPARTMENT/'S: (if applicable): Municipal Court

SUBJECT: Replacement of 2013 Warrant Tahoe

BACKGROUND INFORMATION: In 2013 the first Warrant Tahoe was purchased with the court technology fund. The Warrant Tahoe is the Warrant officer vehicle and is equipped with all the technology needed to confirm outstanding warrants out of the City area and transport any defendants with warrants in our city.

ISSUE: The 2013 Warrant Officer Tahoe has 121,485 miles and over 9 years old. The vehicle is utilized within Windcrest jurisdiction; however, it is predominantly utilized outside of the Windcrest jurisdiction. In addition to the high mileage, electrical sensors are not working property, batteries are not able to hold a charge and are drainage due to bad sensors. The vehicle is not dependable for distance travel.

ALTERNATIVES: If a new vehicle is not approved, the 2013 will continue to be used possibly impose a dangerous situation during transport.

FISCAL IMPACT: The funding for a new vehicle would be provided by the Court Technology Fund. Staff is recommending an estimated cost of $52,435.00 which will cover the estimated cost of a new Tahoe at $39,145.00 and required equipment at $ 16,290.00.

RECOMMENDATION: Staff is recommending the purchase for a new Tahoe for one of the two Warrant Officers funded by the Municipal Court FY21/22 budget. A new vehicle would ensure the safety of the Warrant Officer and offender during transport. It will also allow the Warrant Officer to continue their duties in a safe and efficient manner. No additional funding would be use for continued repairs. The new vehicle will be purchased with a warranty.

CALDWELL COUNTRY CHEVROLET

800 HWY. 21 E. CALDWELL, TEXAS 77836

BUYBOARD BID 601-19 **QUOTE #CC223280**

End User: CITY OF WINDCREST **Caldwell Rep:** CHRIS COLLINS

Contact: CHIEF DARRELL E VOLZ 210-655-2666 X2220 **Phone:** **979-567-6129**

Phone/email: DVOLZ@WINDCREST-TX.GOV **Date:** Wednesday, March 9, 2022

Product Description: CHEVY TAHOE BASE PPV **email:** chris@caldwellcountry.com

A. **Bid Series:** 31 **A. Base Price:** **$ 38,745.00**

B. **Published Options [Itemize each below]**

Code	Options	Bid Price	Code	Options	Bid Price
CC10706	2023 TAHOE 2WD PPV	INCL		TRAILER HITCH	INCL
	5.3L V8 GAS E85; 10-SPEED AUTO	INCL		TRI-ZONE AIR CONDITIONING	INCL
	NO SPOTLIGHT	INCL		FRONT BUCKET SEATS CLOTH	INCL
5T5	VINYL REAR SEAT	INCL		AC & HEAT; AM/FM RADIO/CD	INCL
	PUSH TO START IGNITION	INCL		CRUISE CONTROL	INCL
	HITCH GUIDANCE	INCL		POWER WINDOWS & LOCKS	INCL
	GVWR 7200 LBS	INCL		KEYLESS ENTRY	INCL
	REAR AXLE 3.23 RATIO	INCL		POLICE RATED TIRES & WHEELS	INCL
	BLUETOOTH W/ 8" TOUCHSCREEN	INCL		120V POWER OUTLET	INCL
	HEAVY DUTY BRAKE SYSTEM	INCL		REAR PARK ASSIST	INCL
	DUAL BATTERIES	INCL		HD REAR VISION CAMERA	INCL
				Total of B. Published Options:	**$ -**

C. **Unpublished Options [Itemize each below, not to exceed 25%]** **$=** 0.0 **%**

Options	Bid Price	Options	Bid Price
	WA 63R	**9W5-SPECIAL PAINT, SILVER ICE METALLIC**	EXT COLOR
		H1T- JET BLACK CLOTH SEAT TRIM	INT COLOR
		ORDER Q4 2022 - Q2 2023	DELIVERY
		Total of C. Unpublished Options:	**$ -**

D.	**Registration, Inspection, Paperwork, Postage cost, Courthouse time, & Runner time:**	**INCLUDED**	**$ -**
E.	**UPFITTERS:**		**$ -**
F.	**Manufacturer Destination/Delivery:**		
G.	**Floor Plan Interest (for in-stock and/or equipped vehicles):**		**$ -**
H	**Lot Insurance (for in-stock and/or equipped vehicles):**		**$ -**
I.	**Contract Price Adjustment:**		**$ -**
J.	**Additional Delivery Charge:** 0 **miles**	**INCLUDED**	**$ -**
K.	**Subtotal:**		**$ 38,745.00**
L.	**Quantity Ordered** 1 **x K =**		**$ 38,745.00**
M.	**Trade in:**		
N.	**BUYBOARD FEE PER PURCHASE ORDER**		**$ 400.00**
O.	**TOTAL PURCHASE PRICE WITH BUYBOARD FEE**		**$ 39,145.00**

**** PRICES ARE VALID FOR 30 DAYS BUT ARE SUBJECT TO CHANGE DUE TO SUPPLY CHAIN CHALLENGES. RE-VERIFY PRICING BEFORE ISSUING A PURCHASE ORDER. COMMODITY SURCHARGES MAY APPLY AFTER P.O. IS ISSUED. ENSURE CONFIRMATION OF RECIEPT BY EMAIL WHEN P.O. IS SENT. ** DUE TO SEMICONDUCTOR SUPPLY SHORTAGES, FEATURE AVAILABILITY WILL CHANGE THROUGHOUT THE MODEL YEAR. SEE THE WINDOW LABEL OF A SPECIFIC VEHICLE TO DETERMINE ITS CONTENT. ****

Estimate

FARRWEST
108 COMMERCIAL PLACE
SUITE 206
SCHERTZ, TX 78154
(210)566-1857

Date	Estimate #
3/9/2022	1000

Name / Address	Ship To
ATTN: FINANCE DEPT CITY OF WINDCREST POLICE DEPARTMEN 8601 MIDCROWN WINDCREST, TX 78239	CITY OF WINDCREST POLICE DEPARTMENT DARRELL VOLZ 8601 MIDCROWN WINDCREST, TX 78239

Requested By	P.O. No.	Terms	Project
Chief Volz		Net 30	

Item	Description	Qty	Rate	Total
UNIT#	VIN # LP # UNIT # 2023 Tahoe Warrants		0.00	0.00
FSV-IEXD0122	WHELEN INNER EDGE DUO WECANX FST & RST SIREN & SPEAKER PROMOTION..PROMO CODE # IEXD1220 - DUO FST, DUO RST, C399, CCTL*, C399K*, SA315P, SAK*..	1	2,867.00	2,867.00
C399	WHELEN CENCOM CORE WCX CONTROL CENTER. CONTROL HEAD SOLD SEPARATELY. CCTL*	1	0.00	0.00
C399K2	WHELEN OBDII CANPORT CABLE KIT CHEVY 2017-2020 TAHOE, 2017-2018 SILVERADO 1500, 2017-2019 SILVERADO 2500/3500, 2017-2020 COLORADO, 2019 IMPALA, 2018-2020 SUBURBAN	1	0.00	0.00
CCTL6	WHELEN WECANX CENCOM CORE CONTROL HEAD ROTARY KNOB WITH SLIDE	1	0.00	0.00
BSFW54X	WHELEN INNER EDGE FST WCX SOLO OR DUO 12-LIGHT 2021 TAHOE ***ADD ISS SOLO OR ISD DUO MODULES	1	0.00	0.00

	Subtotal
***** DISCLAIMER ****** LABOR PRICING IS ONLY GOOD FOR ALL PRODUCTS AND SERVICES INCLUDED IN THIS QUOTE.	**Sales Tax (0.0%)**
	Total

Estimate

FARRWEST
108 COMMERCIAL PLACE
SUITE 206
SCHERTZ, TX 78154
(210)566-1857

Date	Estimate #
3/9/2022	1000

Name / Address	Ship To
ATTN: FINANCE DEPT CITY OF WINDCREST POLICE DEPARTMEN 8601 MIDCROWN WINDCREST, TX 78239	CITY OF WINDCREST POLICE DEPARTMENT DARRELL VOLZ 8601 MIDCROWN WINDCREST, TX 78239

Requested By	P.O. No.	Terms	Project
Chief Volz		Net 30	

Item	Description	Qty	Rate	Total
BSSP2ZJW	WHELEN 5/5 DUO D/E LTHD D/P PROMO PKG.. 10 LIGHT, 5 RED/WHITE DRIVER & 5 BLUE/WHITE PASSENGER DUO	1	0.00	0.00
BS54Z	WHELEN INNER EDGE 10 LIGHT, CHEVY TAHOE 2021	1	0.00	0.00
BSSP28JA	WHELEN 8 LIGHT, 4 RED/AMBER DRIVER, 4 BLUE/AMBER PASSENGER, DUO	1	0.00	0.00
SA315U	WHELEN 100 WATT SIREN SPEAKER, BLACK PLASTIC	1	0.00	0.00
SAK70	WHELEN SA315P SPEAKER BRACKET CHEVY TAHOE 2021	1	0.00	0.00
CEM16	WHELEN WECANX 16 OUTPUT EXPANSION MODULE ***REQUIRES A 46-0748168-00 PLUG SOLD SEPERATLEY***	2	190.00	380.00
P46SC	WHELEN PAR-46 LED REPLACEMENT	1	195.00	195.00
RPWD54	WHELEN ION REAR PILLAR WC DUO 2021 TAHOE REQUIRES 6 OIE2*	1	1,344.00	1,344.00
AVC22DE	WHELEN AVENGER II DUO DUAL RED/WHITE & BLUE/WHITE (2) - 1 each side cargo window - RW-BW Falshing - White override for alley	2	318.00	636.00

	Subtotal
******* DISCLAIMER ****** LABOR PRICING IS ONLY GOOD FOR ALL PRODUCTS AND SERVICES INCLUDED IN THIS QUOTE.**	**Sales Tax (0.0%)**
	Total

Estimate

FARRWEST
108 COMMERCIAL PLACE
SUITE 206
SCHERTZ, TX 78154
(210)566-1857

Date	Estimate #
3/9/2022	1000

Name / Address	Ship To
ATTN: FINANCE DEPT CITY OF WINDCREST POLICE DEPARTMEN 8601 MIDCROWN WINDCREST, TX 78239	CITY OF WINDCREST POLICE DEPARTMENT DARRELL VOLZ 8601 MIDCROWN WINDCREST, TX 78239

Requested By	P.O. No.	Terms	Project
Chief Volz		Net 30	

Item	Description	Qty	Rate	Total
AVBKT4	WHELEN AVENGER II UNIVERSAL SWIVEL MT (2) - 1 each side cargo window	2	40.00	80.00
M4J	WHELEN M4 LED FLASHER BLUE/RED (2) - Push bumper side facing (4) - Rear lift gate	6	174.00	1,044.00
M4FB	WHELEN M4 SERIES FLANGE MOUNT - BLACK	8	8.00	64.00
TLI2J	WHELEN ION T-SERIES LINEAR DUO RED/BLUE (2) - Rear hatch rear facing when open (2) - Front bumper under headlight	4	117.00	468.00
MBCT21	MIRROR-BEAM 2021 TAHOE HOUSING (PAIR) LIGHTS SOLD SEPERATLEY	1	325.00	325.00
MBIONVB	WHELEN MIRROR-BEAM MOUNTT ION-V LIGHTHEAD BLUE	1	75.00	75.00
MBIONVR	WHELEN MIRROR-BEAM MOUNTT ION-V LIGHTHEAD RED	1	75.00	75.00

	Subtotal
***** DISCLAIMER ****** LABOR PRICING IS ONLY GOOD FOR ALL PRODUCTS AND SERVICES INCLUDED IN THIS QUOTE.	**Sales Tax (0.0%)**
	Total

Estimate

FARRWEST
108 COMMERCIAL PLACE
SUITE 206
SCHERTZ, TX 78154
(210)566-1857

Date	Estimate #
3/9/2022	1000

Name / Address	Ship To
ATTN: FINANCE DEPT CITY OF WINDCREST POLICE DEPARTMEN 8601 MIDCROWN WINDCREST, TX 78239	CITY OF WINDCREST POLICE DEPARTMENT DARRELL VOLZ 8601 MIDCROWN WINDCREST, TX 78239

Requested By	P.O. No.	Terms	Project
Chief Volz		Net 30	

Item	Description	Qty	Rate	Total
I3JC	WHELEN ION TRIO - RED/BLUE/WHITE WITH WHITE OVERRIDE (2) - Install in Go Rhino top tube - RBW Flashing - White Override (2) - Install on Go Rhino plate - RBW Flashing - White Override	4	134.00	536.00
3SRCCDCR	WHELEN COMPARTMENT LIGHT COMBINATION RED/WHITE WITH INDEPENDENT COLOR COLTROL (1) - Drivers compartment (1) - Cargo compartment (1) - Liftgate - with 2 position switch - 1 cargo - 2 cargo & liftgate	3	61.00	183.00
VTX9J	WHELEN VERTEX SUPER-LED DUO RED/BLUE 2) - Headlight lower 2) - Reverse	4	76.50	306.00
902101660	PUTCO FORD SUPER DUTY BLADE ROCKER KITS - RED & WHITE WITH WHITE OVERRIDE (INCLUDES TWO BLADE LED LIGHT BARS + EXTRUSION KITS)	1	650.00	650.00

	Subtotal
***** DISCLAIMER ******	**Sales Tax (0.0%)**
LABOR PRICING IS ONLY GOOD FOR ALL PRODUCTS AND SERVICES INCLUDED IN THIS QUOTE.	**Total**

Estimate

FARRWEST
108 COMMERCIAL PLACE
SUITE 206
SCHERTZ, TX 78154
(210)566-1857

Date	Estimate #
3/9/2022	1000

Name / Address	Ship To
ATTN: FINANCE DEPT CITY OF WINDCREST POLICE DEPARTMEN 8601 MIDCROWN WINDCREST, TX 78239	CITY OF WINDCREST POLICE DEPARTMENT DARRELL VOLZ 8601 MIDCROWN WINDCREST, TX 78239

Requested By	P.O. No.	Terms	Project
Chief Volz		Net 30	

Item	Description	Qty	Rate	Total
5168-F	GO RHINO 5000 SERIES ROAD DEFENDER 2 LIGHT READY FOR 2021 TAHOE..***2L61-M1B SOLD SEPERATLEY	1	366.00	366.00
2L61-M1B	GO RHINO 2-LIGHT MASK PLATE FOR WHELEN ION SERIES INCLUDES PAIR OF 45 DEGREE BRACKETS	1	35.00	35.00
PP-2021-TAH-FS	PLASTIX PLUS 2021 CHEVY TAHOE FULL SIZE CENTER CONSOLE INCLUDES ARM REST PAD	1	690.00	690.00
FP-USB-2DC	TROY 2" FACE PLATE PRE-PUNCHED W/ HOLES FOR (2) DC OUTLETS & (1) DUAL-PORT USB MODULE..	1	32.00	32.00
MMSU-1	MAGNETIC MIC SINGLE UNIT CONVERSION KIT	3	34.00	102.00
PS-21TH-OS-R-FX	TROY REAR PARTITION WITH PLASTIC SEAT & OUTBOARD SEATBELT SYSTEM. SQUARE HOLE MODEL WITH FIRE EXTINGUISHER MOUNT	1	1,374.00	1,374.00
KIT-TP-SL6-21TH-SS	TROY 2021 TAHOE FS PARTITION, MOUNT KIT & KICK PANEL (TP-E-SL6-FS-SS, PM-21TH, KP-21TH-SS)	1	754.00	754.00

	Subtotal
***** DISCLAIMER ******	**Sales Tax (0.0%)**
LABOR PRICING IS ONLY GOOD FOR ALL PRODUCTS AND SERVICES INCLUDED IN THIS QUOTE.	**Total**

Estimate

FARRWEST
108 COMMERCIAL PLACE
SUITE 206
SCHERTZ, TX 78154
(210)566-1857

Date	Estimate #
3/9/2022	1000

Name / Address	Ship To
ATTN: FINANCE DEPT CITY OF WINDCREST POLICE DEPARTMEN 8601 MIDCROWN WINDCREST, TX 78239	CITY OF WINDCREST POLICE DEPARTMENT DARRELL VOLZ 8601 MIDCROWN WINDCREST, TX 78239

Requested By	P.O. No.	Terms	Project
Chief Volz		Net 30	

Item	Description	Qty	Rate	Total
WS-21TH-SET	TROY 2021+ TAHOE DRIVER & PASSENGER REAR DOOR WINDOW GUARDS DIAMOND PUNCHED	1	209.00	209.00
INSTALLATION SUPP...	SHOP SUPPLIES- CUSTOM BRACKETS, WIRING, SWITCHES, MOUNTS	1	300.00	300.00
VEHICLE INSTALLAT...	Labor Hours + Customer supplied Radio & Camera	1	3,200.00	3,200.00

Subtotal	$16,290.00
Sales Tax (0.0%)	$0.00
Total	$16,290.00

******* DISCLAIMER ********
LABOR PRICING IS ONLY GOOD FOR ALL PRODUCTS AND SERVICES INCLUDED IN THIS QUOTE.

Sec. 2-66. Agendas.

(a) *City council*.

(1) *Definitions for agenda items.*

a. Action item shall mean an item requiring or anticipating a vote of the city council at a meeting.

b. Agenda item shall mean an item for discussion, action, presentation, information, or administration which is placed on an agenda in compliance with the Texas Open Meetings Act.

c. Consent agenda item shall mean a collection of routine items, including financial reports, minutes, common or reoccurring resolutions, appointments, etc. which are presented to the city council as one agenda item. The consent agenda can be approved in one action, rather than filing motions on each item separately. Either the presiding officer or any member of the city council may require, at a public meeting, that an item on the consent agenda be pulled from the consent agenda prior to a motion being made on the consent agenda. Such requirement does not require a motion or second. Once the presiding officer or a member of the council pulls an item from the consent agenda, such item is automatically placed as an item for discussion and action. The remainder of items on the consent agenda may proceed as a full consent agenda as if the pulled item or items were not originally placed on the consent agenda. The presiding officer or any member of the city council may ask city staff a clarification question which staff may respond to with a short statement of fact or law without pulling a consent agenda item, but the members of the city council cannot deliberate on a single consent agenda item without removing it from the consent agenda.

d. Discussion item shall mean an agenda item for information purposes or deliberation purposes, but which is not expected to require a vote of the city council.

e. Executive session item shall mean an agenda item for closed session deliberations pursuant to the Texas Open Meetings Act. The city council reserves the right to go into executive session for any item on the agenda which qualifies for closed session deliberations, whether identified as an executive session or not. However, the city council may designate an item for executive session in advance, if it so chooses. Executive session items are for deliberation purposes. However, the city council may take action on any executive session item once it returns to open session.

(2) *Draft agenda.* Any member of the city council, including the mayor or the city manager, may request an agenda item be placed on an agenda for an upcoming meeting. However, the city council recognizes city staff needs time to prepare items for submission and the agenda and therefore it imposes the following:

Pending CC Approval

a. *Preparation.* The city secretary, at the direction of the city manager, shall be responsible for the preparation of the city council agenda. The city manager has sole authority to determine what agenda items stand alone and what items are placed under a consent agenda prior to posting of the agenda.

b. *Submission of requests by council.* When making a request to place an item on an agenda, the requesting member must submit, in writing using the agenda item memo, the wording of the item and any supporting documentation for the item to the city secretary by the request deadline. The requesting member must provide a copy to the city manager, mayor, and city attorney. The city attorney may adjust the wording of any requested item, while leaving the substance, in order to ensure the item complies with state law, the City Charter, and city ordinances.

c. *Action items.* Action items must be requested to be placed on any agenda by the city council members at least ~~15~~ one hundred and sixty hours (160) equal to twenty (20) working days prior to the meeting.

d. *Discussion items.* Discussion items must be requested to be placed on any agenda by the city council members at least ~~seven~~ one hundred and twenty hours equal to fifteen (15) working days prior to the meeting.

e. *City staff.* City staff may request the city manager place agenda items on the agenda during the drafting process. However, placement of such items is at the sole discretion of the city manager and follow the deadlines identified in 2c and 2d.

f. *Amendment or removal.* Once placed on a draft agenda, agenda items can only be amended or removed from the agenda with the approval of the council member or mayor who requested the item be placed on the agenda.

g. *Future items.* Every agenda shall include items for consideration of future agendas for regular and special meetings. Any member may request the inclusion of such items at any meeting.

h. *Draft agenda distribution.* City council members shall be given a draft agenda at least ~~120~~ sixty-four hours equal to eight (8) working days) before a meeting, with or without attachments. The city council members may suggest corrections to the draft agenda or removal of items until ~~96~~forty-eight (48) hours equal to six (6) working days before ~~a meeting~~ the final agenda distribution to city council members.

i. *Final agenda distribution.* City council member shall be given the final agenda and supporting documents at least ~~The final agenda, with attachments, shall be given to city council members no later than 72~~ twelve (12) hours equal to three (3) working days with attachments prior to the regular or special city council meeting is scheduled to occur.

j. *Special meetings.* If two city council members exercise their rights under the city charter to request a special meeting, the meeting agenda shall include any agenda items submitted by the two members who requested the special meeting.

Pending CC Approval

(3) *Staff conduct*. It shall be deemed misconduct if any employee of the city discloses to any individual confidential written or oral information received from city council members regarding future proposed city council actions while such proposed actions are being reviewed and discussed by staff members prior to the release of such information for public consideration. Notwithstanding the foregoing, information regarding future proposed city council actions may be shared with employees who require such information for the purposes of facilitating city council meetings or agendas or to conduct research relative to the future proposed city council actions.

(b) *Boards, commissions, and committees of the city.*

(1) *Definitions.* Boards, commissions, and committees subject to the Texas Open Meetings Act may adopt individual definitions which are not inconsistent with state law, the City Charter, or this article. Absent such adopted definitions, the definitions for agenda items applicable to the city council shall also be applicable to all boards, commissions, and committees subject to the Texas Open Meetings Act.

(2) *Preparation.* Absent individually adopted procedures of a board, commission, or committee of the city, the city secretary, at the direction of the city manager, shall prepare all agendas for boards, commissions, and committees of the city.

(3) *Draft agenda.* Any member of the body may request an item be placed on the agenda for that body. Each board, commission, and committee shall adopt procedures for the timing of submission which are consistent with the Texas Open Meetings Act. Absent such adopted procedures, all members wishing to put an item on an agenda must make the request to the city secretary ~~seven~~ fifteen (15) -working days prior to the meeting.

(4) *Final agenda.* The final agenda, with attachments, shall be given to body members no later than 72 hours prior to the meeting is scheduled to occur.

(c) *Meeting business*. The presiding officer shall attempt to preserve the order of the agenda as published. However, the presiding officer may also propose a change in the order of the agenda for good cause and the proposed change will occur, absent objection from a member of the body. If a member of the body objects to an order change and the presiding officer desires to overrule an objection, the presiding officer shall call for a point of order vote on the order change.

(Ord. No. 2019-692(O) , § I, 3-18-2019; Ord. No. 2020-026 (O), 9-14-2020)

Pending CC Approval